



US00D837362S

(12) **United States Design Patent** (10) **Patent No.:** **US D837,362 S**
Gallo et al. (45) **Date of Patent:** **** Jan. 1, 2019**

(54) **FORKED PADDLE ELEMENT FOR AN ELECTRIC FIREPLACE**

3,499,239 A 3/1970 Mungo
3,526,984 A 9/1970 Nielsen et al.
4,026,544 A 5/1977 Plambeck et al.
4,027,389 A * 6/1977 Atchisson B26B 1/046
30/303
D250,518 S * 12/1978 Friedman D11/108
4,606,125 A * 8/1986 Jensen F41B 15/00
30/151

(71) Applicant: **Glen Dimplex Americas Limited**,
Cambridge (CA)

(72) Inventors: **Ignazio Gallo**, Cambridge (CA);
Michael Jach, Kitchener (CA)

(Continued)

(73) Assignee: **Glen Dimplex Americas Limited**,
Cambridge, Ontario (CA)

FOREIGN PATENT DOCUMENTS

(**) Term: **15 Years**

GB 114280 8/1934
GB 1113209 5/1968

(Continued)

(21) Appl. No.: **29/601,086**

OTHER PUBLICATIONS

(22) Filed: **Apr. 19, 2017**

(51) **LOC (11) Cl.** **07-08**

il_340x270.1133167868_mdqh from TinEye, image post date Oct. 9, 2017, site visited Jul. 21, 2017, (online), <https://www.tineye.com/search/6b40e31c6374446c4f47821316cadddb4edef593/?extension_ver=>>.*

(52) **U.S. Cl.**

USPC **D23/403**

(58) **Field of Classification Search**

USPC D23/402, 403, 407, 409, 410, 415
CPC A47J 37/0786; A47J 37/108; A47J 36/34;
F21K 9/23; F21S 10/04; F21S 10/046;
F21V 17/02; F21V 17/06; F21V 17/10;
F23D 14/06; F23D 14/065; F23D 14/26;
F23D 14/58; F23D 14/586; F23D 14/60;
F23D 14/74; F23R 3/14; F23R 3/28;
F24B 1/181; F24B 1/189; F24B 1/193;
F24B 1/195; F24B 15/002; F24C 3/006;
F24C 3/008; F24C 3/085; F24C 7/004;
F24C 15/005; F24C 15/101; F24C
15/107; G01F 11/18; G07F 11/18; G07F
13/02; G07F 17/00; G09F 19/00; H01K
7/06; H05B 37/02

(Continued)

See application file for complete search history.

Primary Examiner — Kevin K Rudzinski

(57) **CLAIM**

The ornamental design for a forked paddle element for an electric fireplace, as shown and described.

DESCRIPTION

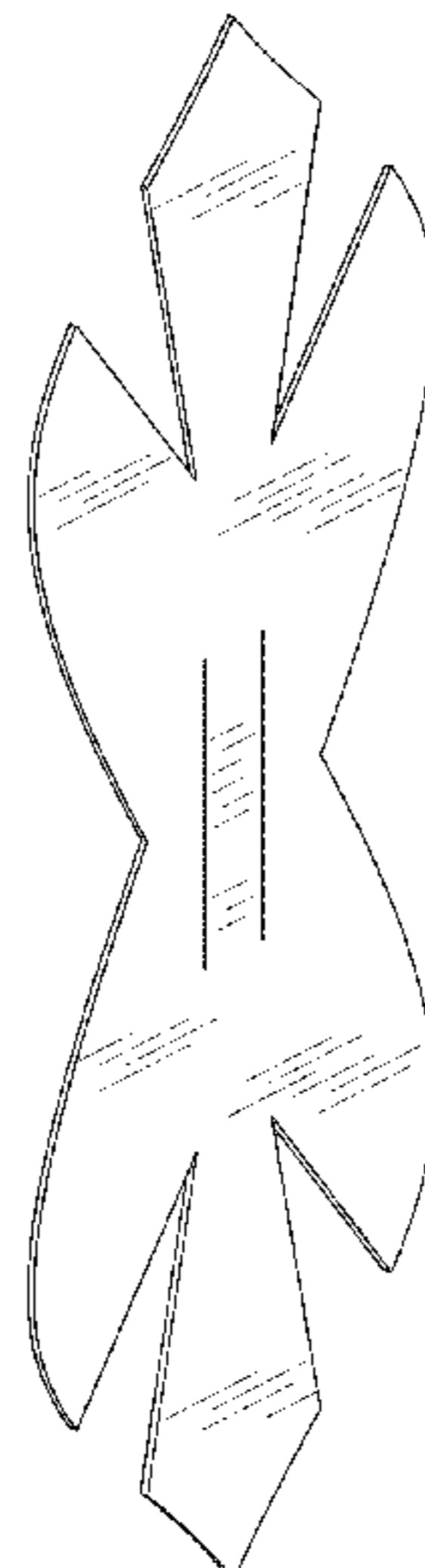
FIG. 1 is a perspective view of a forked paddle element for an electric fireplace;
FIG. 2 is another perspective view thereof;
FIG. 3 is a side view thereof, the other side view being a mirror image;
FIG. 4 is a front view thereof, the back view being a mirror image of the front view; and,
FIG. 5 is a top view thereof, the bottom view being a mirror image of the top view.

(56) **References Cited**

U.S. PATENT DOCUMENTS

2,684,244 A 7/1954 Brooks
2,984,032 A 5/1961 Cornell

1 Claim, 2 Drawing Sheets



(56)

References Cited

U.S. PATENT DOCUMENTS

4,807,362 A * 2/1989 Prentice F41B 15/00
30/155
4,862,871 A * 9/1989 Sieberth F24B 1/193
126/298
4,890,600 A 1/1990 Meyers
4,965,707 A 10/1990 Butterfield
5,642,580 A 7/1997 Hess et al.
5,655,777 A * 8/1997 Neading A63B 65/08
473/594
D386,945 S * 12/1997 Mendoza D7/402
D388,150 S * 12/1997 Glesser D22/117
6,047,489 A 4/2000 Hess et al.
6,050,011 A 4/2000 Hess et al.
6,162,047 A 12/2000 Hess
6,363,636 B1 4/2002 Hess et al.
6,385,881 B1 5/2002 Hess
6,393,207 B1 5/2002 Martin et al.
6,564,485 B1 5/2003 Hess
6,691,440 B1 2/2004 Petz et al.
6,757,487 B2 6/2004 Martin et al.
6,777,602 B2 * 8/2004 Hautamaki G10D 3/163
84/320
6,880,275 B2 4/2005 Mix et al.
7,080,472 B2 7/2006 Schroeter et al.
7,134,229 B2 11/2006 Hess et al.
7,162,820 B2 1/2007 Hess et al.
7,210,256 B2 5/2007 Rosserot
D557,330 S * 12/2007 Parikh D17/20
D562,070 S * 2/2008 Pryor D7/407
D565,894 S * 4/2008 Pryor D7/407
7,373,743 B1 5/2008 Hess
D584,567 S * 1/2009 Hughes D7/407
D585,240 S * 1/2009 Beroset D7/407
7,628,609 B2 * 12/2009 Pryor F23D 14/06
126/39 E
7,668,442 B2 2/2010 O'Neill
7,673,408 B2 3/2010 Hess et al.
7,770,312 B2 8/2010 Stinson et al.
D642,630 S * 8/2011 Johnson D21/444
D642,631 S * 8/2011 Johnson D21/444
D642,632 S * 8/2011 Johnson D21/444
D649,360 S * 11/2011 Calvin D23/403
8,099,914 B2 * 1/2012 Reaveley E04H 9/02
52/167.3
D672,451 S * 12/2012 Stinson D23/389
D675,073 S * 1/2013 Milburn D15/29
8,342,712 B2 * 1/2013 Patton F21S 10/04
362/249.02
8,397,444 B2 * 3/2013 Reaveley E04H 9/02
52/167.3
D695,884 S * 12/2013 Adkins D23/415
8,661,721 B2 3/2014 Hess et al.
8,739,439 B2 6/2014 Asofsky et al.
D729,873 S * 5/2015 Breuker D19/37
D754,445 S * 4/2016 Uyehara B65D 65/06
D5/63
9,453,627 B1 9/2016 Chen
D779,776 S * 2/2017 Petersen D1/120
9,585,980 B1 * 3/2017 Li F21S 6/001
D786,419 S * 5/2017 Rindoks D23/386
D789,650 S * 6/2017 Hansen D1/125
9,709,231 B2 * 7/2017 Li F21S 6/001
9,739,433 B2 * 8/2017 Gallo F24C 7/004
D798,831 S * 10/2017 Anzai D13/179
D805,129 S * 12/2017 Nagata D21/301

9,897,270 B2 * 2/2018 Wu F21S 10/04
2002/0139021 A1 10/2002 Hess et al.
2003/0041491 A1 3/2003 Mix
2003/0046837 A1 3/2003 Hess
2003/0049024 A1 3/2003 Chen
2003/0110671 A1 6/2003 Hess
2003/0156828 A1 8/2003 Jamieson et al.
2004/0060213 A1 4/2004 Schroeter et al.
2004/0181983 A1 9/2004 Hess et al.
2004/0264949 A1 12/2004 Deng
2005/0097792 A1 5/2005 Naden
2005/0155483 A1 * 7/2005 Anderson G10D 13/06
84/422.3
2005/0268794 A1 * 12/2005 Nesterov A47J 37/042
99/427
2006/0101681 A1 5/2006 Hess et al.
2006/0153547 A1 * 7/2006 O'Neill F24C 7/004
392/348
2006/0188831 A1 8/2006 Hess et al.
2006/0242870 A1 11/2006 Atemboski et al.
2007/0175074 A1 8/2007 O'Neill
2009/0101132 A1 * 4/2009 Inzaghi F23D 14/045
126/39 R
2009/0126241 A1 5/2009 Asofsky
2011/0127914 A1 6/2011 Patton et al.
2011/0289824 A1 * 12/2011 Wu A01N 33/24
43/132.1
2011/0290231 A1 * 12/2011 Padgett F23D 14/06
126/215
2012/0216797 A1 * 8/2012 Benedetti F24C 3/006
126/552
2014/0077458 A1 * 3/2014 Berk A63B 67/06
273/348
2014/0340881 A1 * 11/2014 Tsai F21S 6/001
362/190
2016/0258585 A1 * 9/2016 Gallo F24C 7/004
2016/0312969 A1 * 10/2016 Patton F21S 6/001
2017/0023196 A1 * 1/2017 Li F21S 10/046
2017/0159901 A1 * 6/2017 Li F21S 10/046
2017/0167678 A1 6/2017 Gallo et al.
2018/0110367 A1 * 4/2018 Baker A47J 37/0786
2018/0195718 A1 * 7/2018 Uribe F23D 14/06
2018/0195719 A1 * 7/2018 Angulo F23L 9/00

FOREIGN PATENT DOCUMENTS

GB 1164143 9/1969
GB 1298455 12/1972
GB 2180927 A 4/1987
GB 2230335 A 10/1990
GB 2298073 A 8/1996
GB 2315543 A 2/1998
GB 2372807 A 9/2002
GB 2402469 A 12/2004
WO WO2004027321 A1 4/2004
WO WO2005078350 A1 8/2005
WO WO2006040167 A2 4/2006
WO WO2008149117 A2 12/2008

OTHER PUBLICATIONS

Wrought-iron flesh fork with a penny end with hanging eyelet and three prongs with central heart, image post date 19th century, site visited Jul. 21, 2018, (online), <<https://maineantiquedigest.com/events/the-last-harry-b-hartman-sale/5504>>.*

* cited by examiner

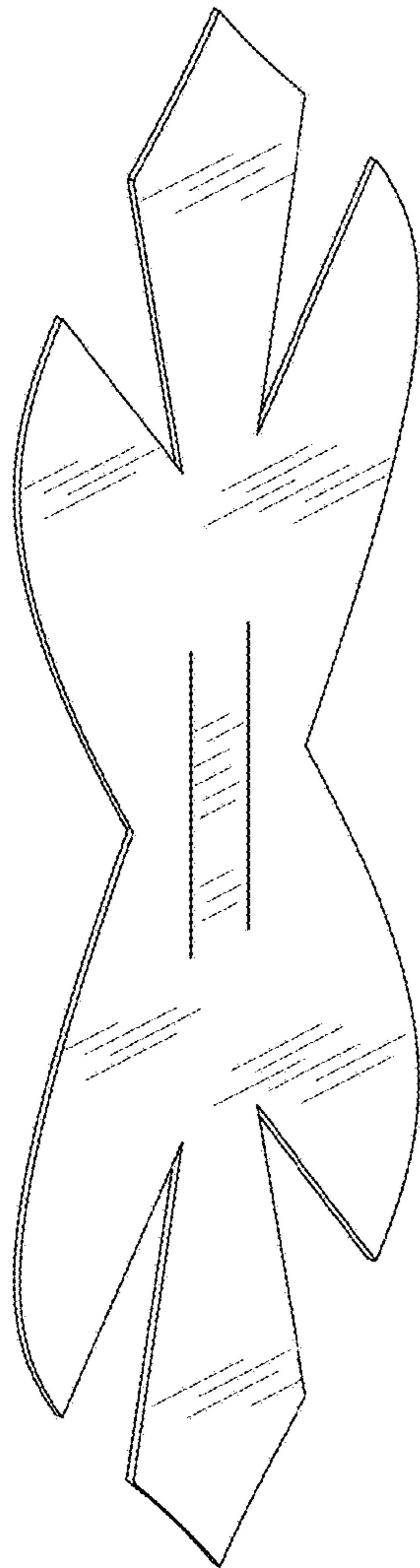


FIG. 1

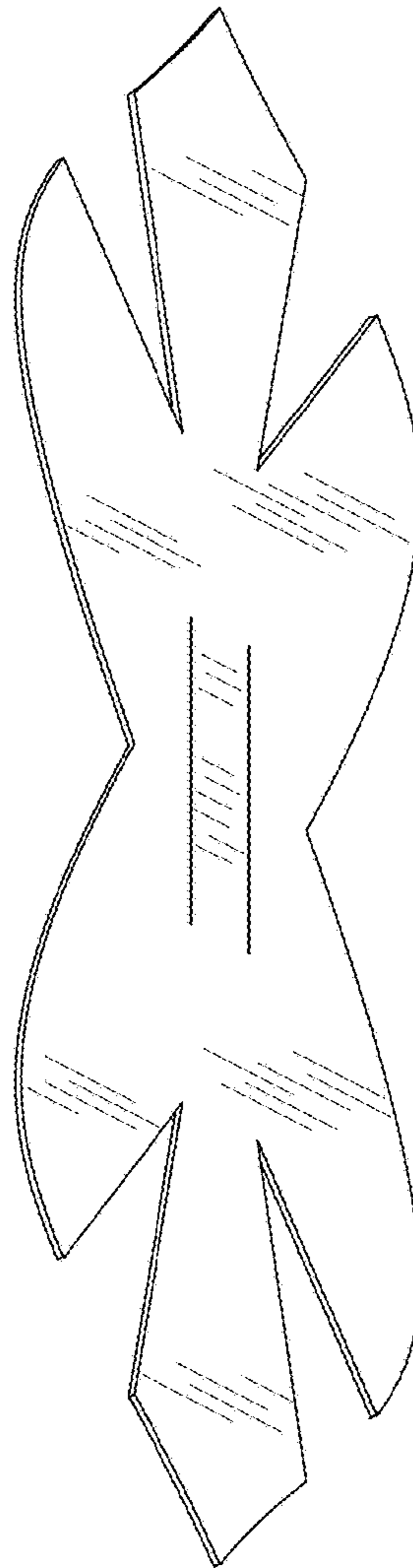


FIG. 2

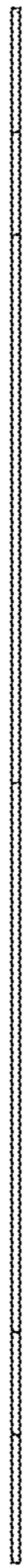


FIG. 3

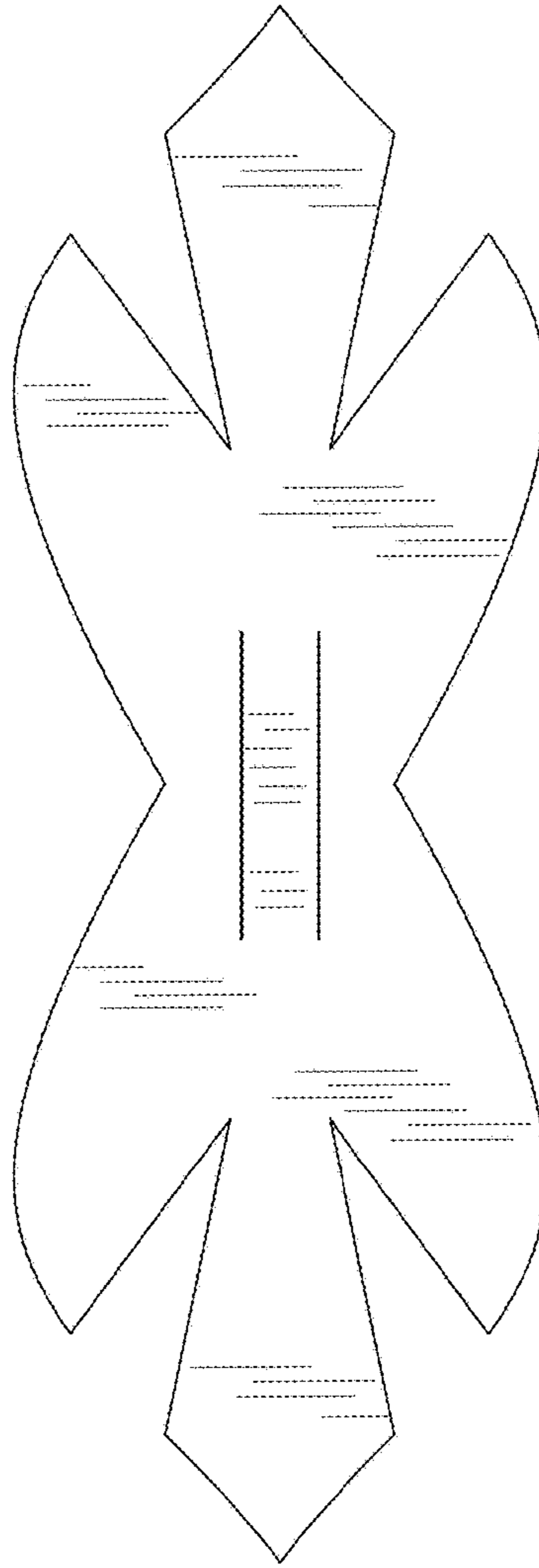


FIG. 4

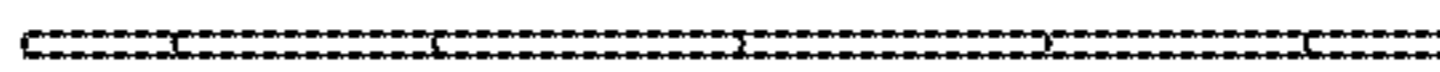


FIG. 5