



US00D837356S

(12) **United States Design Patent**
Kinoshita

(10) **Patent No.:** **US D837,356 S**
(45) **Date of Patent:** **** Jan. 1, 2019**

(54) **CATALYST CARRIER FOR EXHAUST GAS PURIFICATION**

(71) Applicant: **NGK Insulators, Ltd.**, Nagoya-Shi (JP)

(72) Inventor: **Takashi Kinoshita**, Nagoya (JP)

(73) Assignee: **NGK Insulators, Ltd.**, Nagoya (JP)

(**) Term: **15 Years**

(21) Appl. No.: **29/596,130**

(22) Filed: **Mar. 6, 2017**

(30) **Foreign Application Priority Data**

Sep. 15, 2016 (JP) 2016-019963
Sep. 15, 2016 (JP) 2016-019964

(Continued)

(51) **LOC (11) Cl.** **23-04**

(52) **U.S. Cl.**
USPC **D23/365; D23/355; D15/5**

(58) **Field of Classification Search**
USPC **D23/209, 341, 354, 355, 364-365,
D23/386-391; D25/114-116, 118-125;
D7/412**

(Continued)

(56) **References Cited**

U.S. PATENT DOCUMENTS

910,192 A * 1/1909 Grouvelle et al. F28F 13/12
138/177
3,267,563 A * 8/1966 Seaton B21C 1/22
138/140

(Continued)

FOREIGN PATENT DOCUMENTS

JP 2008241180 A * 10/2008 F28D 15/0233

Primary Examiner — Sheryl Lane

Assistant Examiner — Calvin E Vansant

(74) *Attorney, Agent, or Firm* — Burr & Brown, PLLC

(57) **CLAIM**

The ornamental design for a catalyst carrier for exhaust gas purification, as shown and described.

DESCRIPTION

FIG. 1 is a perspective view of a first embodiment of a catalyst carrier for exhaust gas purification illustrating my new design;

FIG. 2 is a front view thereof; the rear view thereof being a mirror image;

FIG. 3 is a top view thereof, the bottom view thereof being a mirror image;

FIG. 4 is a right view thereof, the left view thereof being a mirror image;

FIG. 5 is an enlarged view delimited by the lines labelled 5 in FIG. 2;

FIG. 6 is a middle omitted cross-sectional view taken through line 6-6 of FIG. 5;

FIG. 7 is a middle omitted cross-sectional view taken through line 7-7 of FIG. 5;

FIG. 8 is a perspective view of a second embodiment of a catalyst carrier for exhaust gas purification illustrating my new design;

FIG. 9 is a front view thereof; the rear view thereof being a mirror image;

FIG. 10 is a top view thereof, the bottom view thereof being a mirror image;

FIG. 11 is a right view thereof, the left view thereof being a mirror image;

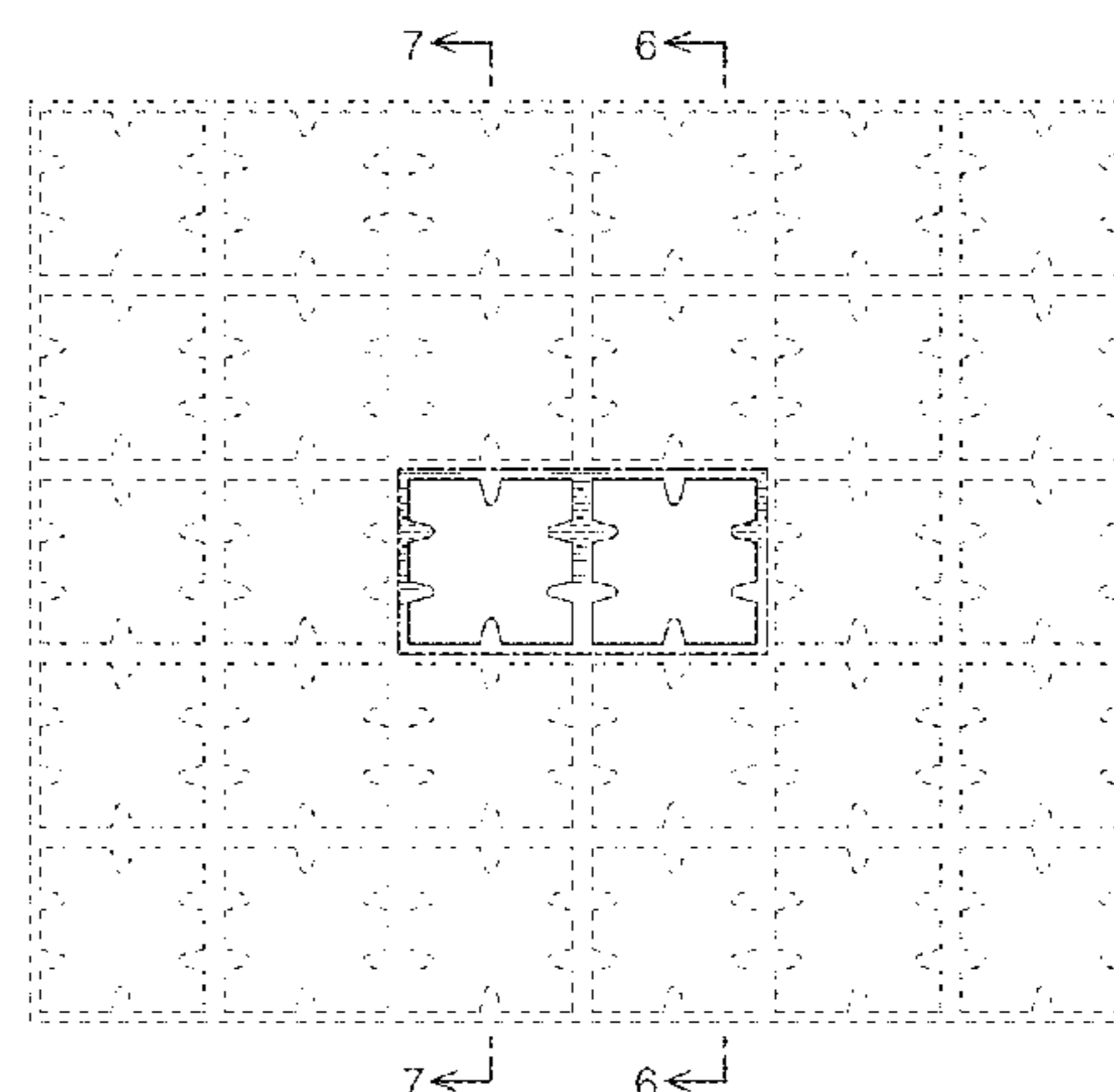
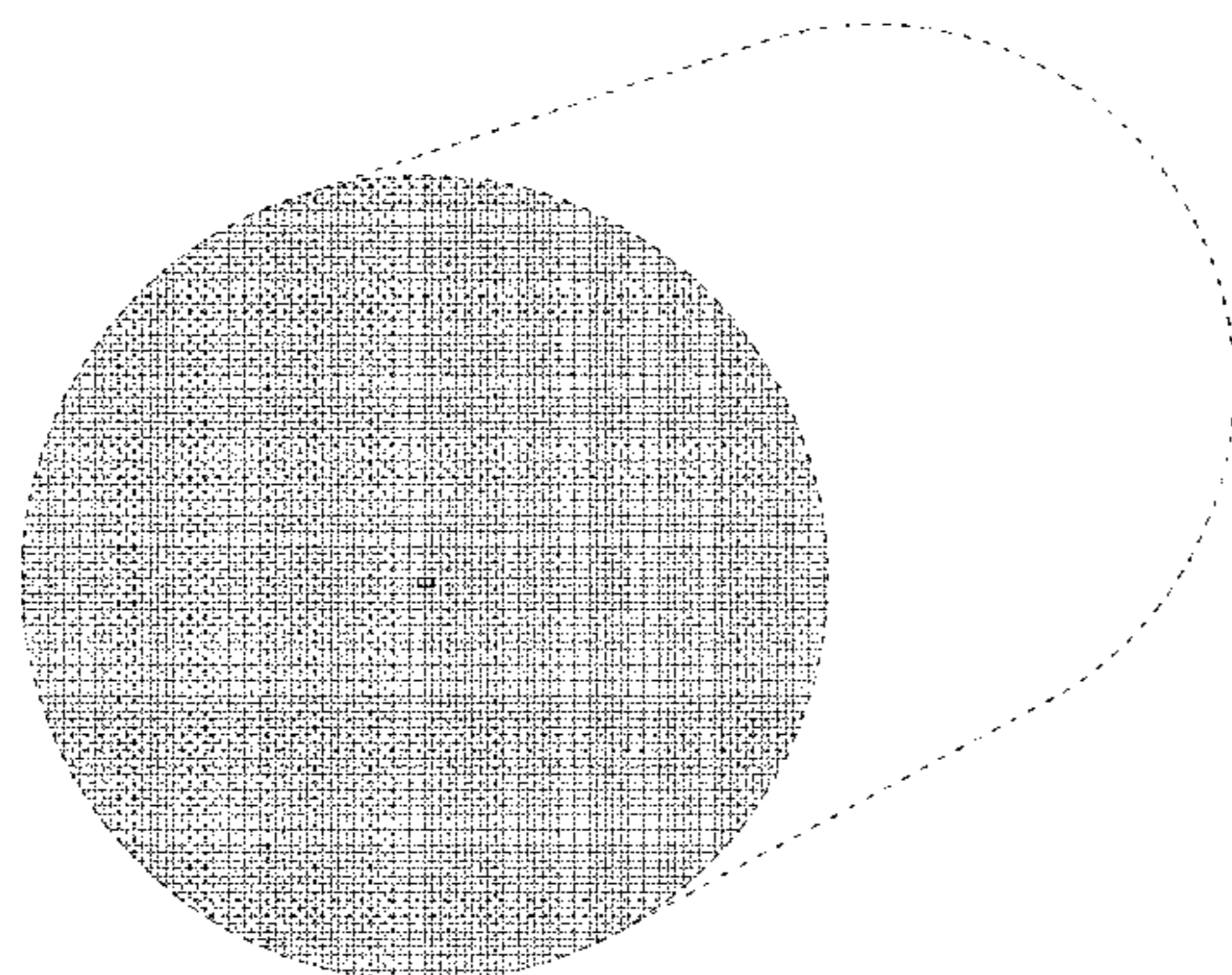
FIG. 12 is an enlarged view delimited by the lines labelled 12 in FIG. 9;

FIG. 13 is a middle omitted cross-sectional view taken through line 13-13 of FIG. 12; and,

FIG. 14 is a middle omitted cross-sectional view taken through line 14-14 of FIG. 12.

The catalyst carrier is used for removing toxic substances contained in exhaust fumes emitted from automobile engines and the like. The catalyst carrier has fins in each of its cells. The fin is provided in the same sectional shape over the whole length of the cells.

(Continued)



The broken lines in the drawings depict unclaimed subject matter only and form no part of the claimed design.

The chain lines in the drawings depict a boundary between the claimed design and the unclaimed subject matter and form no part of the claimed design.

The catalyst carrier for exhaust gas purification is shown with a symbolic break in its length. The appearance of any portion of the article between the break lines form no part of the claimed design.

1 Claim, 14 Drawing Sheets

(30) **Foreign Application Priority Data**

Sep. 15, 2016 (JP) 2016-019965
 Sep. 15, 2016 (JP) 2016-019966
 Sep. 15, 2016 (JP) 2016-019967
 Sep. 15, 2016 (JP) 2016-019968

(58) **Field of Classification Search**

CPC F01N 2330/06; F01N 3/0222; B01D
 46/2429; B01D 46/2451; B01D 46/247;
 B01D 46/2492; B01D 46/2481; F28F
 1/40; E04B 2/42; E04B 2/44; E04B 2/50;
 E04B 2/52; E04B 2/54

See application file for complete search history.

(56) **References Cited**

U.S. PATENT DOCUMENTS

3,267,564 A * 8/1966 Keyes B21C 1/22
 138/140

3,344,457 A * 10/1967 Grobert A46D 1/00
 15/159.1
 D210,286 S * 2/1968 Venema 138/155
 3,824,832 A * 7/1974 Starostin B21C 3/12
 72/285
 4,658,892 A * 4/1987 Shinohara F28F 13/187
 165/133
 4,740,408 A * 4/1988 Mochida B01D 46/10
 422/179
 4,767,309 A * 8/1988 Mizuno B28B 3/269
 264/177.11
 D304,501 S * 11/1989 VanWassehnova D25/114
 6,019,951 A * 2/2000 Sie B01J 19/24
 422/177
 D472,625 S * 4/2003 Sekoguchi D23/355
 6,593,261 B2 * 7/2003 Shinohara C04B 38/0025
 264/630
 D645,159 S * 9/2011 Loken D23/209
 D645,161 S * 9/2011 Loken D23/209
 D697,168 S * 1/2014 Rusten D23/207
 D785,132 S * 4/2017 Jackson D23/209
 2002/0195233 A1 * 12/2002 Thors F28F 1/40
 165/133
 2005/0188538 A1 * 9/2005 Kondo B21D 53/085
 29/890.044
 2006/0188415 A1 * 8/2006 Ohno B01D 46/0063
 422/177
 2009/0133864 A1 * 5/2009 Stier F28F 1/40
 165/183
 2015/0316329 A1 * 11/2015 Lang F28F 1/40
 165/133
 2016/0305687 A1 * 10/2016 Neidenberger F24H 1/145

* cited by examiner

Fig. 1

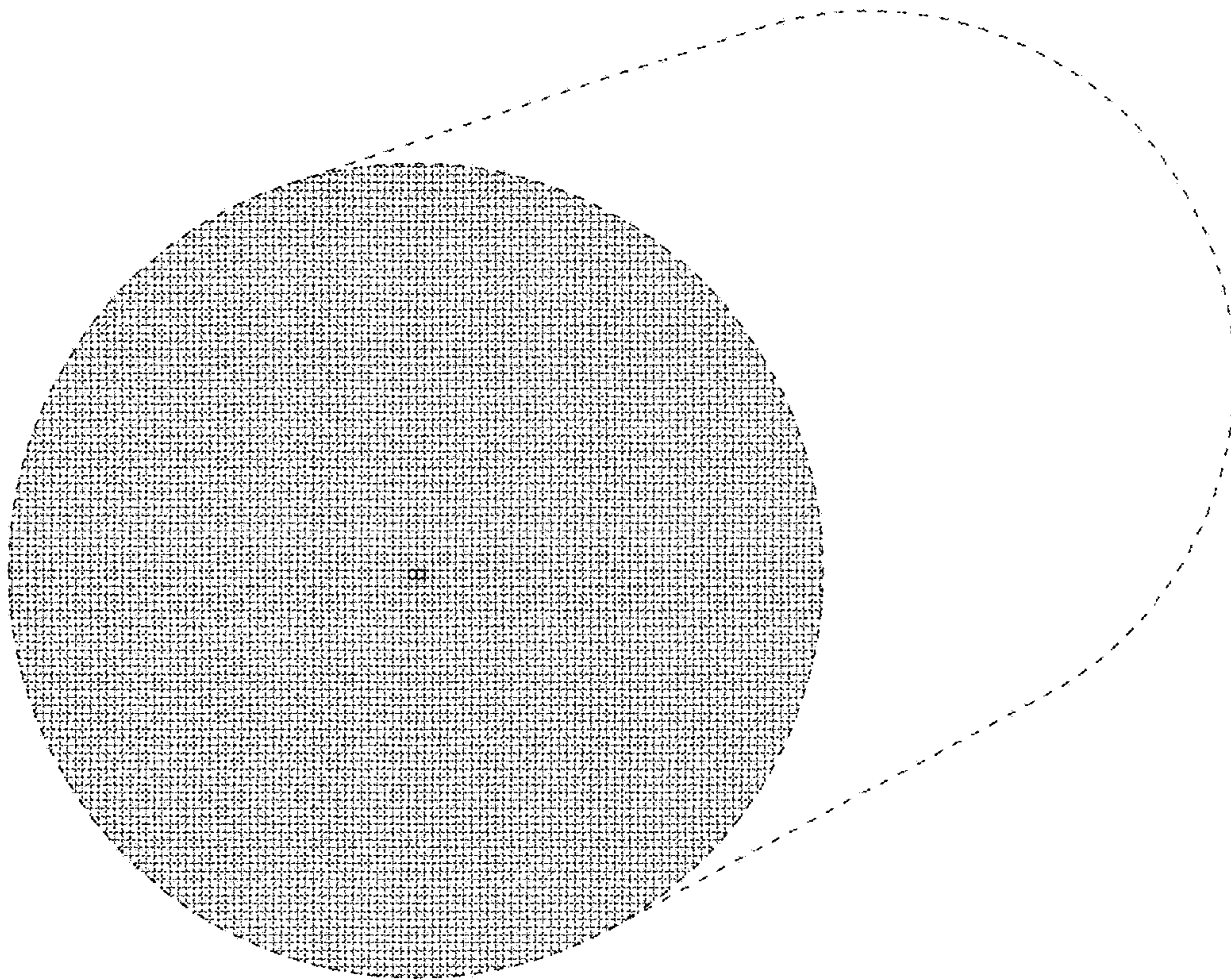


Fig.2

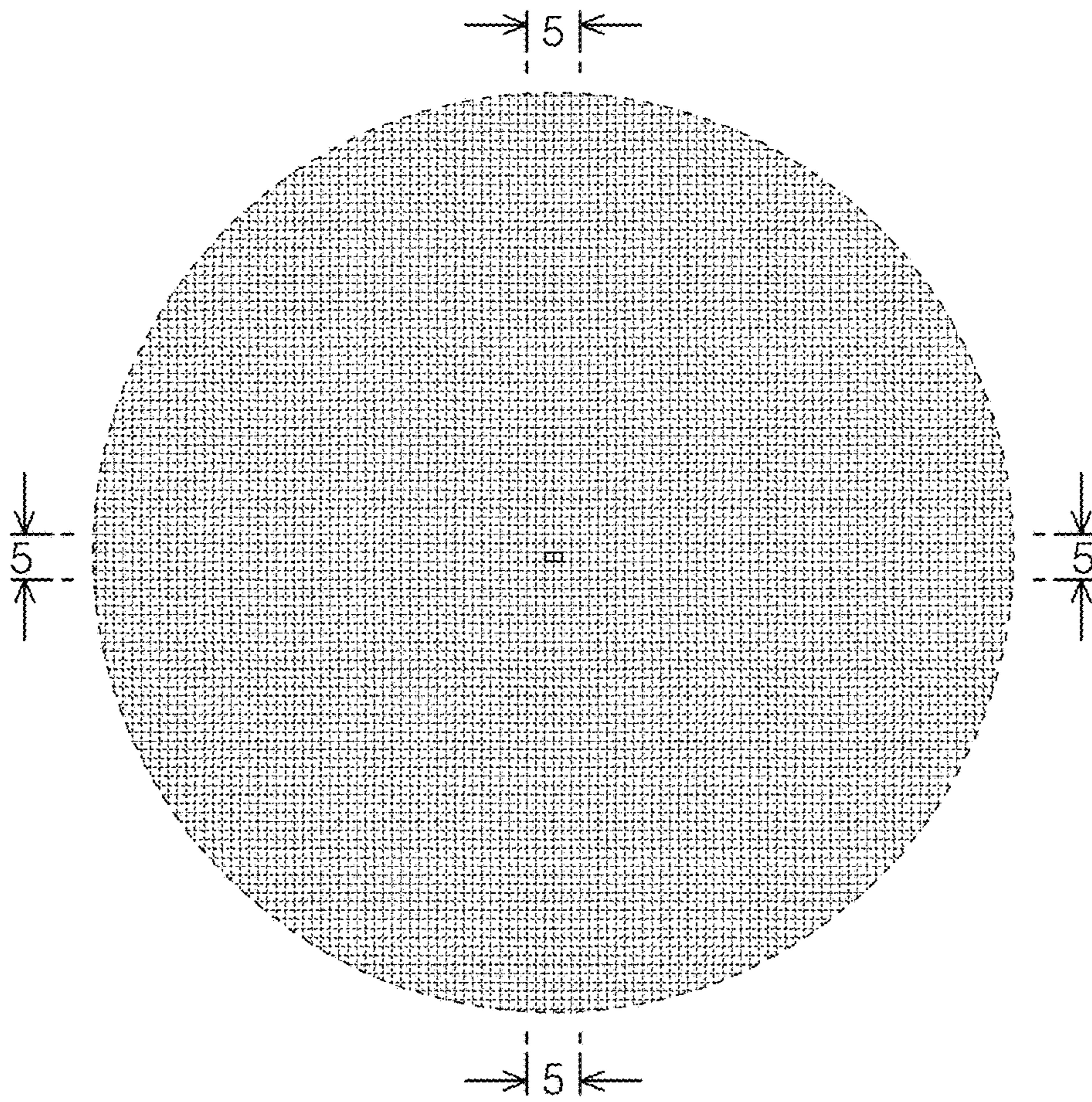


Fig. 3



Fig.4



Fig. 5

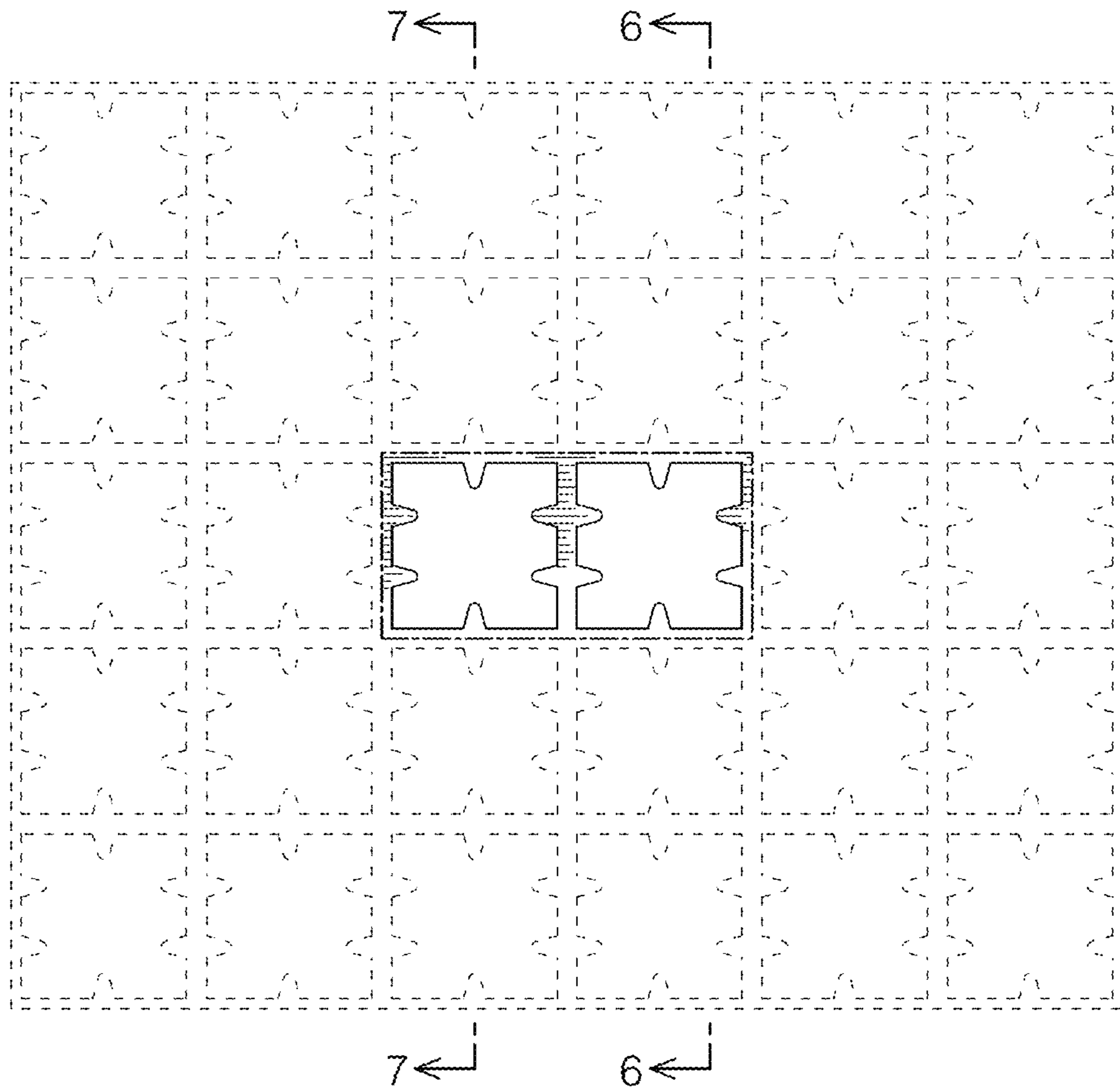


Fig.6




Fig. 7




Fig. 8

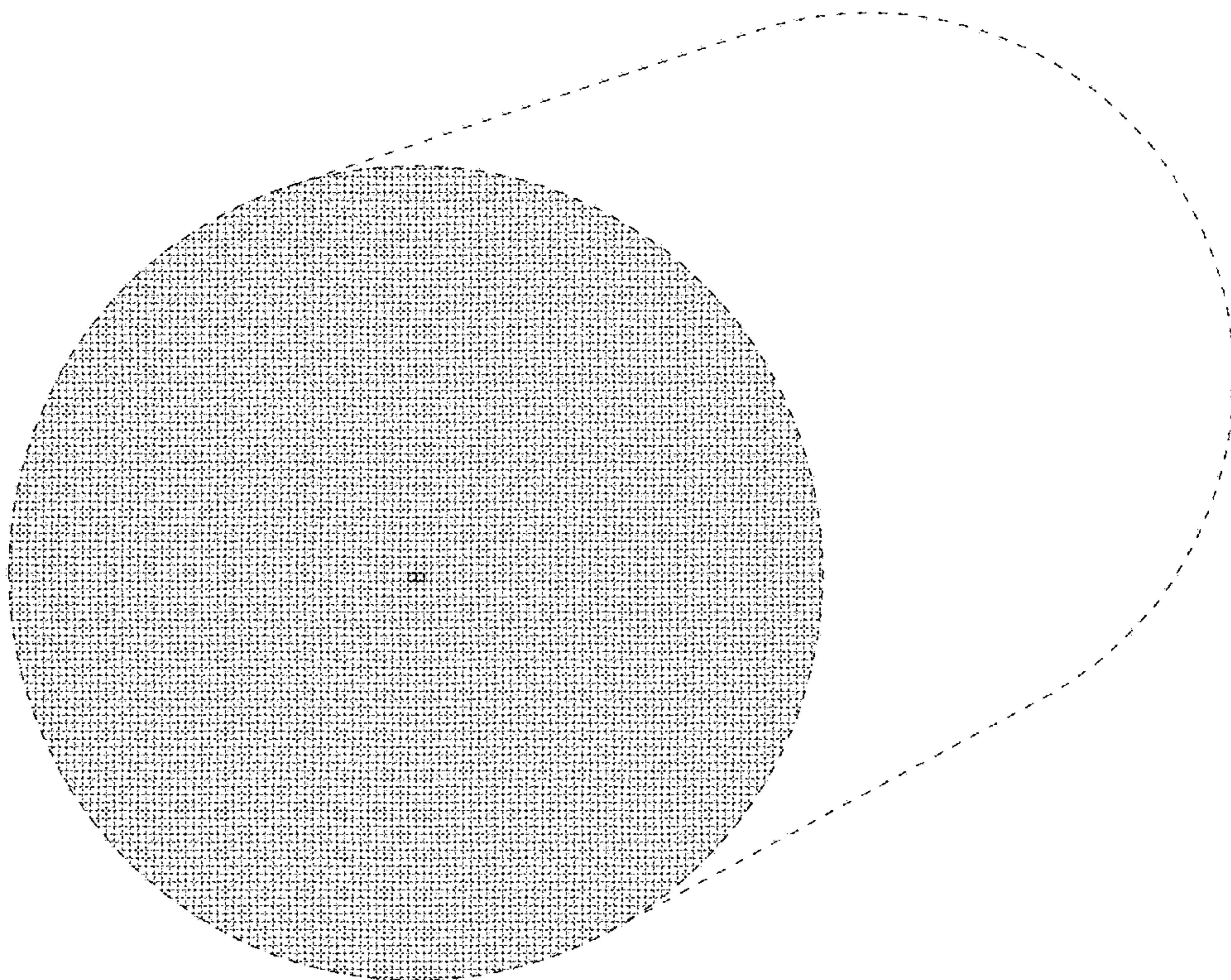


Fig. 9

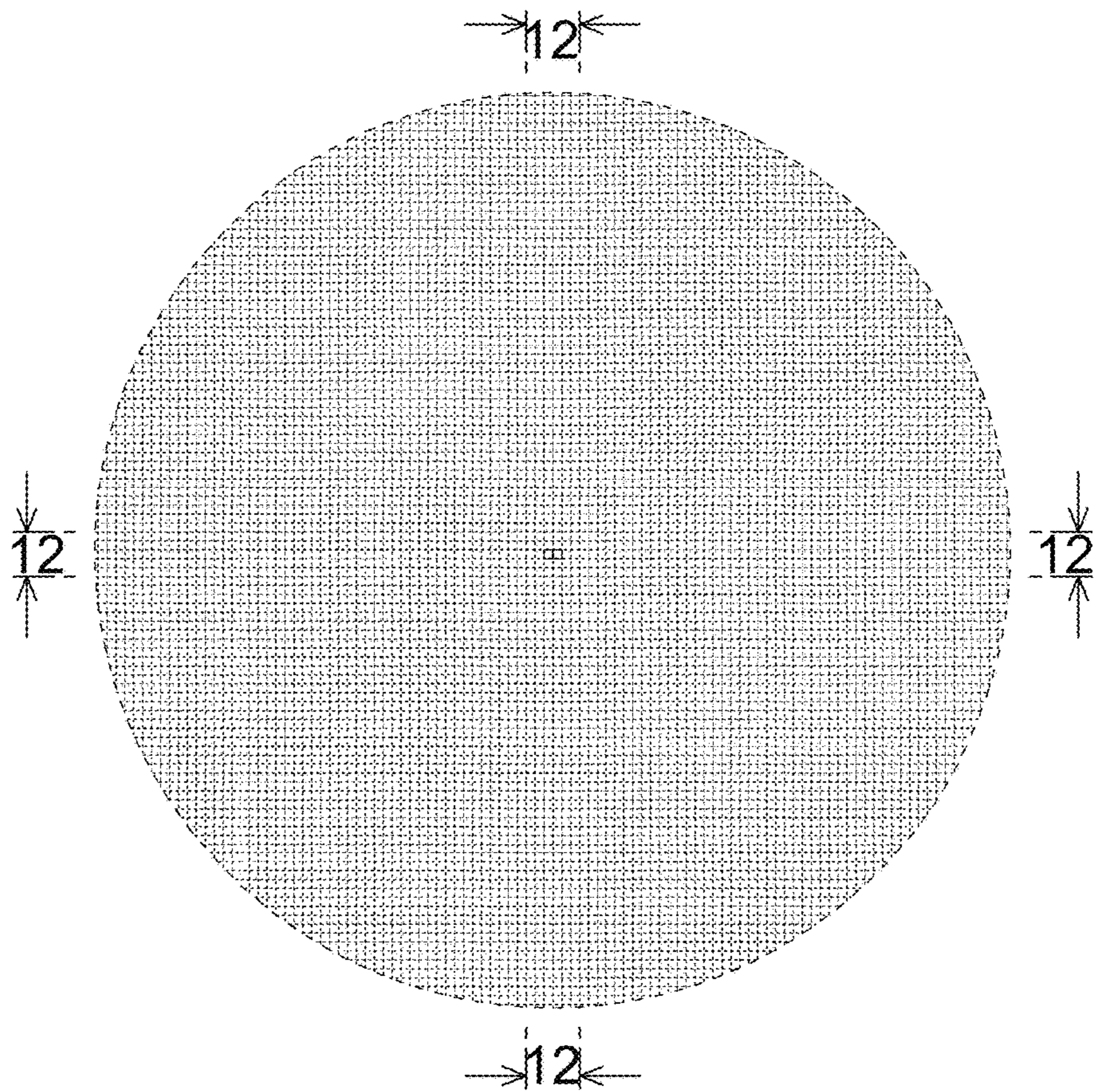


Fig. 10



Fig. 11




Fig. 12

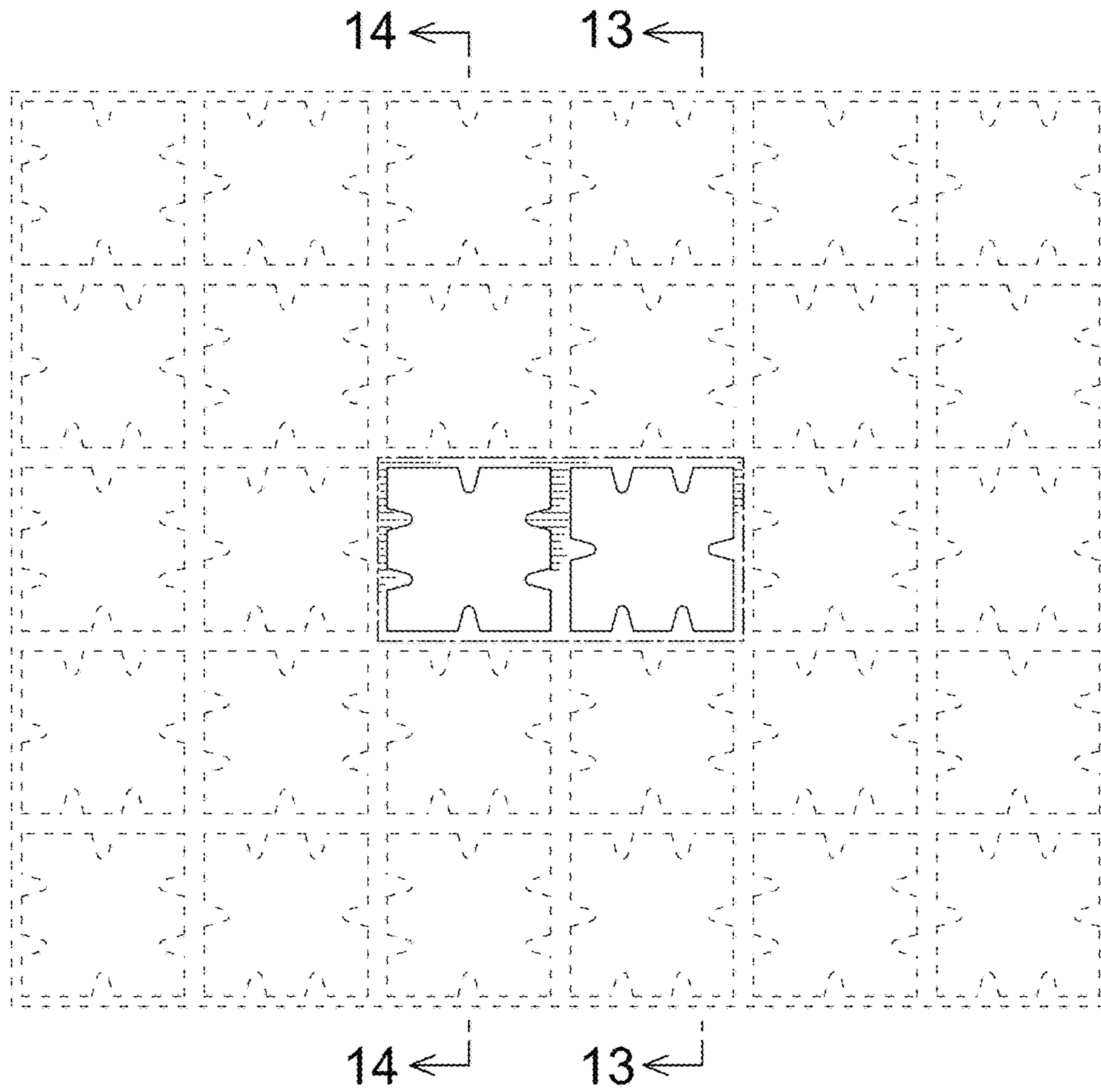


Fig. 13




Fig. 14

