

US00D837339S

(12) **United States Design Patent** (10) **Patent No.:** **US D837,339 S**  
**Sandefur** (45) **Date of Patent:** **\*\* Jan. 1, 2019**

(54) **FISHING LURE**

(71) Applicant: **Thomas F. Sandefur**, Kuttawa, KY  
(US)

(72) Inventor: **Thomas F. Sandefur**, Kuttawa, KY  
(US)

(\*\*) Term: **15 Years**

(21) Appl. No.: **29/620,216**

(22) Filed: **Aug. 20, 2016**

(51) **LOC (11) Cl.** ..... **22-05**

(52) **U.S. Cl.**  
USPC ..... **D22/129**

(58) **Field of Classification Search**  
USPC ..... D22/126-133; 43/42.13, 42.06, 42.14,  
43/42.31, 42.2, 42.11  
CPC ..... A01K 85/00  
See application file for complete search history.

(56) **References Cited**

**U.S. PATENT DOCUMENTS**

3,546,804	A *	12/1970	Woolums	.....	A01K 85/00 43/42.11
3,747,256	A	7/1973	Haddock		
4,033,065	A	7/1977	Shannon		
4,742,639	A	5/1988	Gunn		
4,884,358	A	12/1989	Grove		
5,974,723	A	11/1999	Tailbi		
D471,951	S *	3/2003	Bowman	.....	D22/129
6,880,287	B2	4/2005	Eubanks		
7,360,335	B2	4/2008	Edwards		
7,467,491	B1	12/2008	Slocum		

D707,326	S *	6/2014	Moehring	.....	D22/129
D707,787	S *	6/2014	Moehring	.....	D22/129
D738,988	S *	9/2015	Ingram	.....	D22/129
D745,633	S *	12/2015	Rago	.....	D22/129
D770,591	S *	11/2016	Szoke, Jr.	.....	D22/126
2003/0159327	A1	8/2003	Roemer		
2004/0221502	A1	11/2004	Eubanks		
2005/0229473	A1	10/2005	Altman		
2007/0277423	A1	12/2007	Edwards		
2012/0000112	A1	1/2012	Osler		
2015/0020432	A1	1/2015	Dages		
2015/0096220	A1	4/2015	Buhler		

\* cited by examiner

*Primary Examiner* — Catherine R Oliver-Garcia  
(74) *Attorney, Agent, or Firm* — Carrithers Law Office, PLC

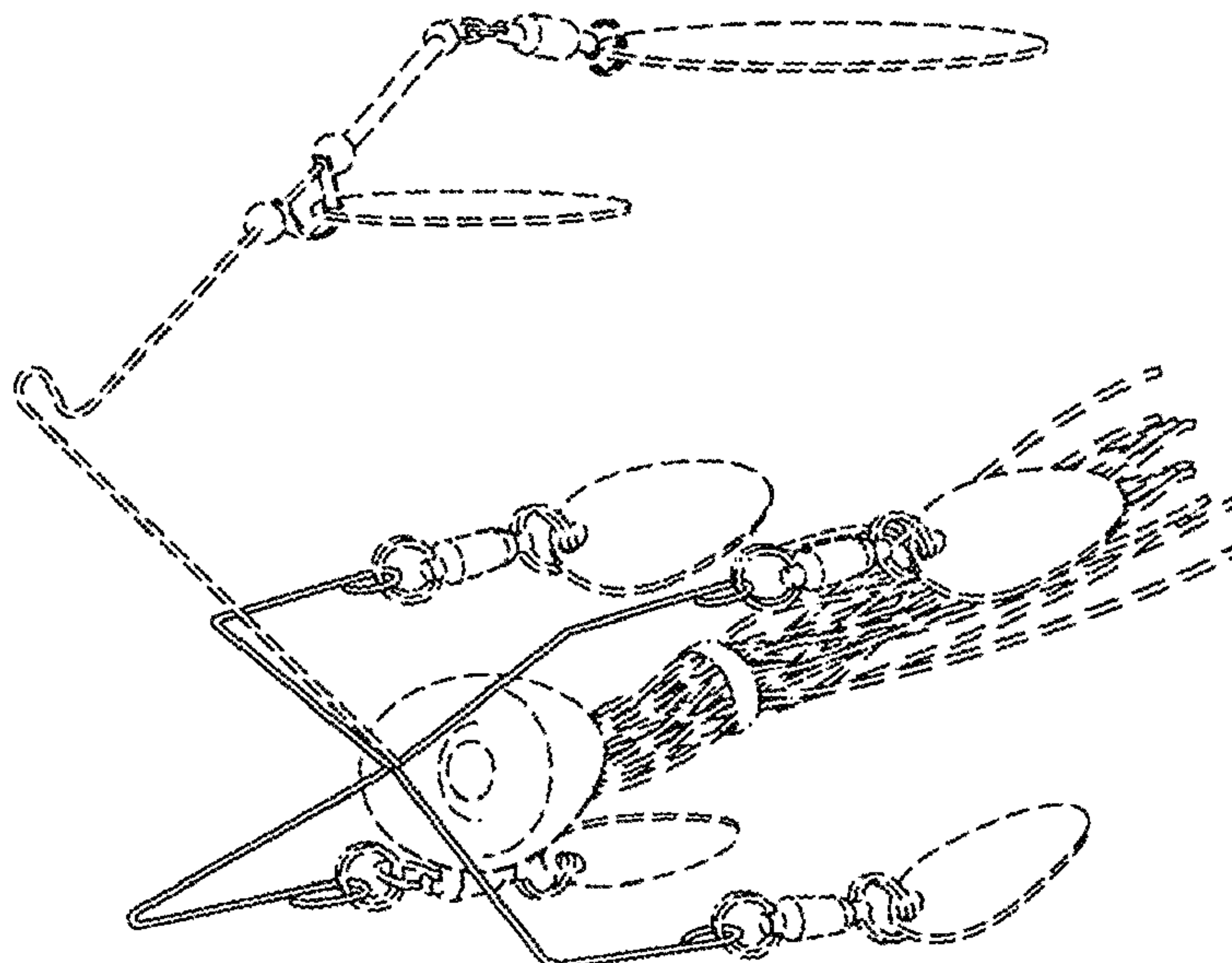
(57) **CLAIM**

The ornamental design for a fishing lure, as shown and described.

**DESCRIPTION**

FIG. 1 is a perspective view of a fishing lure showing my new design;  
FIG. 2 is a front elevation view thereof;  
FIG. 3 is a rear elevation view thereof;  
FIG. 4 is a left side view thereof the right side view being a mirror image thereof;  
FIG. 5 is a top plan view thereof; and,  
FIG. 6 is a bottom plan view thereof.  
The broken lines shown in FIGS. 1 through 6 represent portions of the fishing lure that form no part of the claimed design.

**1 Claim, 2 Drawing Sheets**



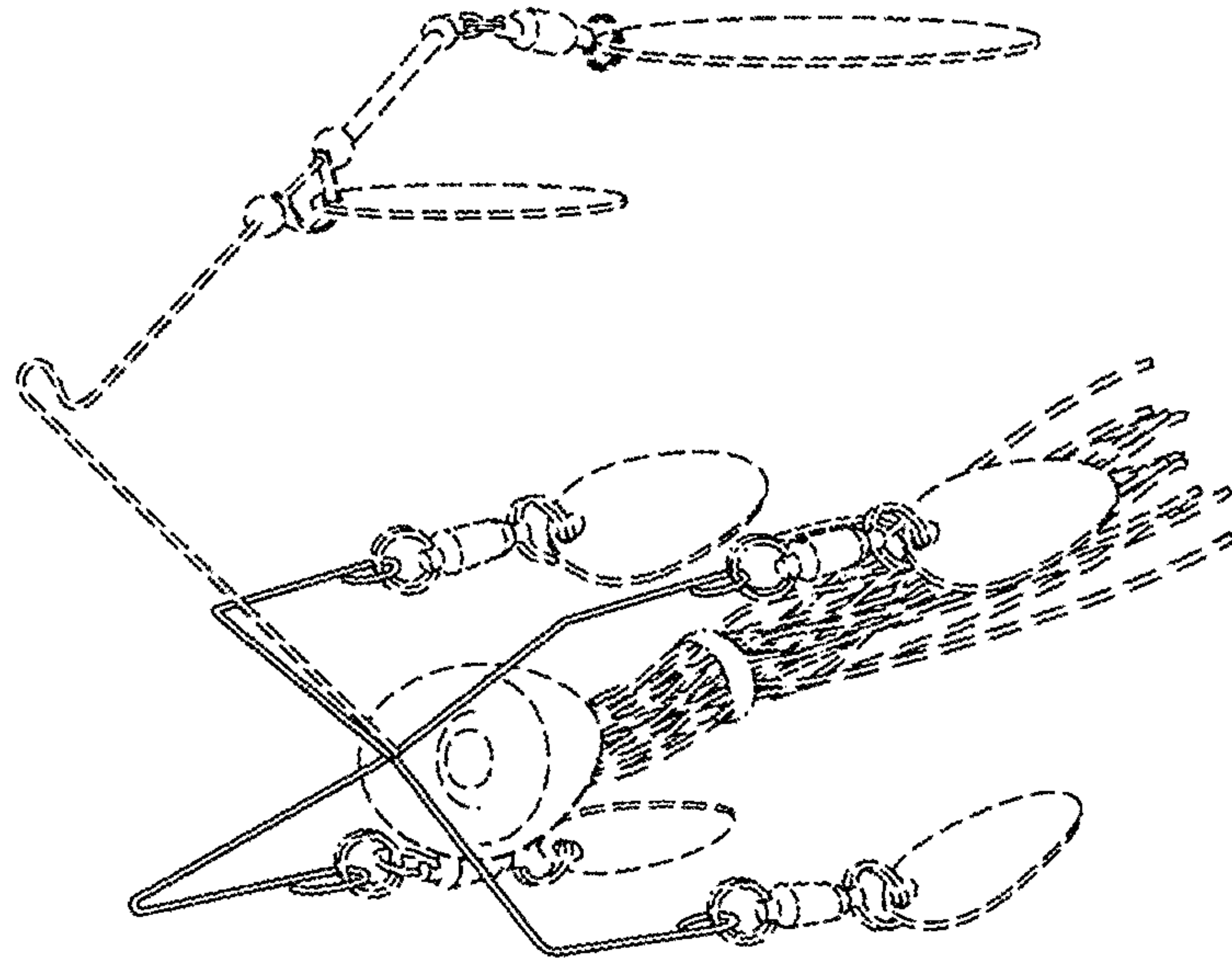


FIG. 1

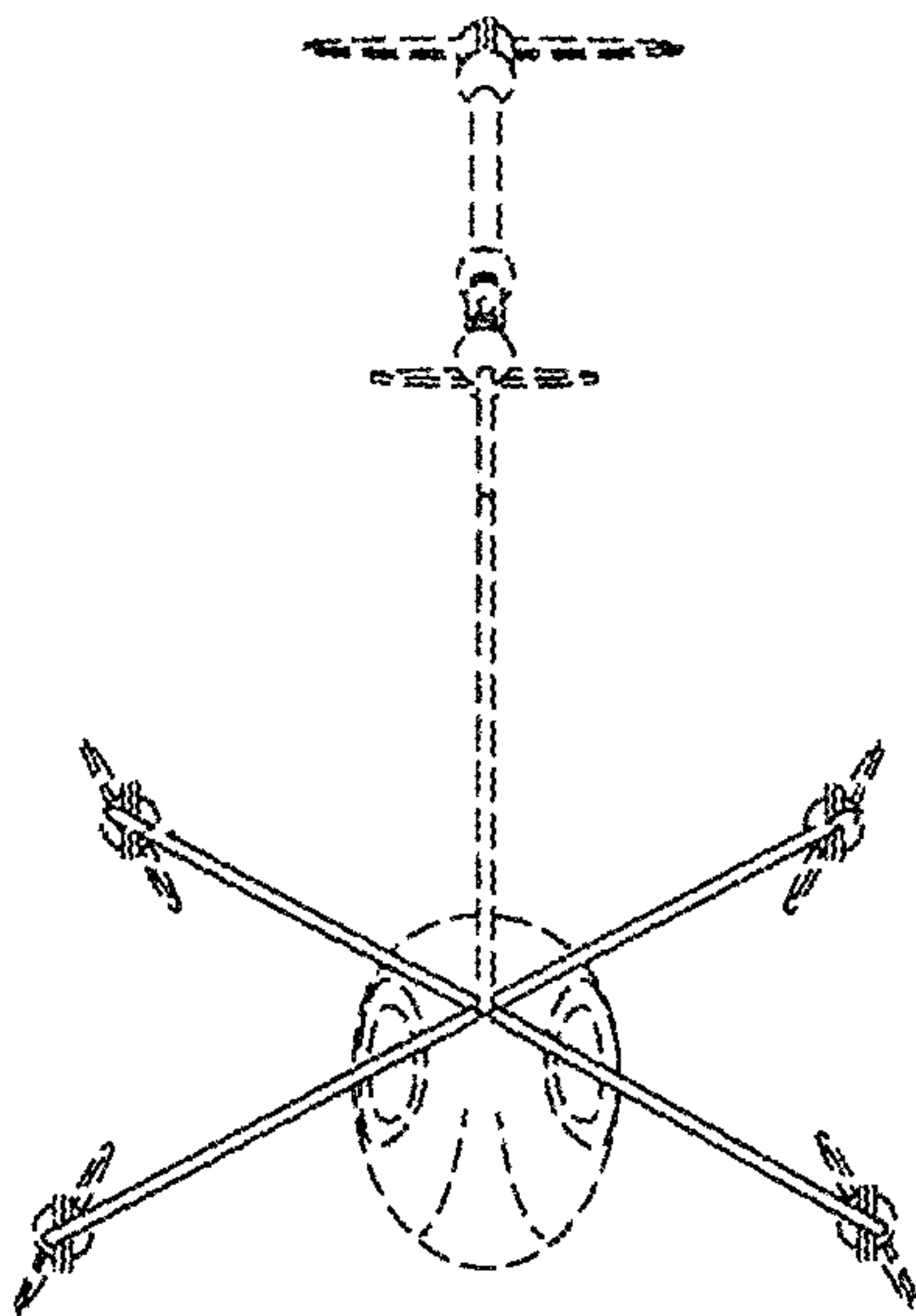


FIG. 2

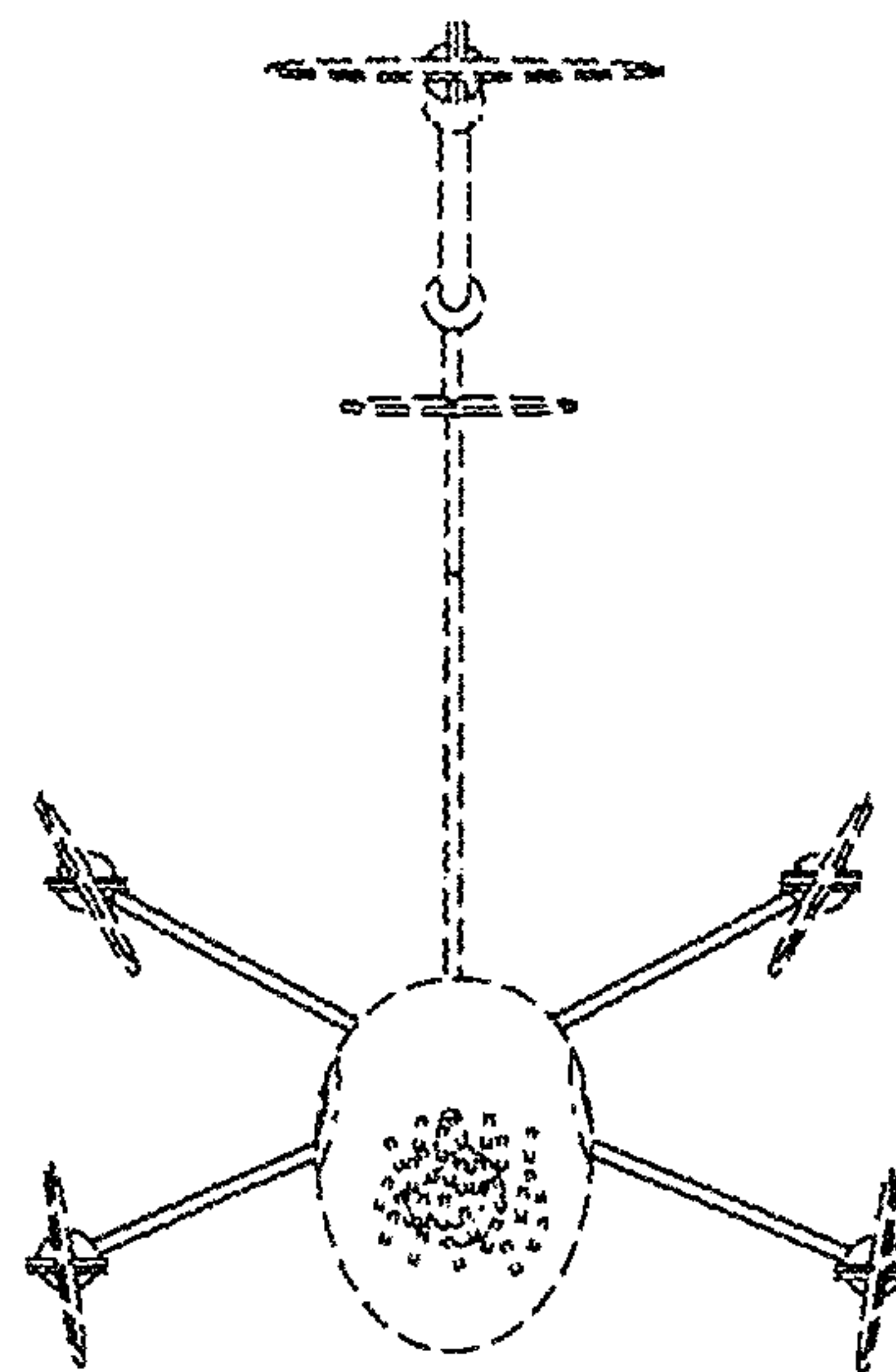


FIG. 3

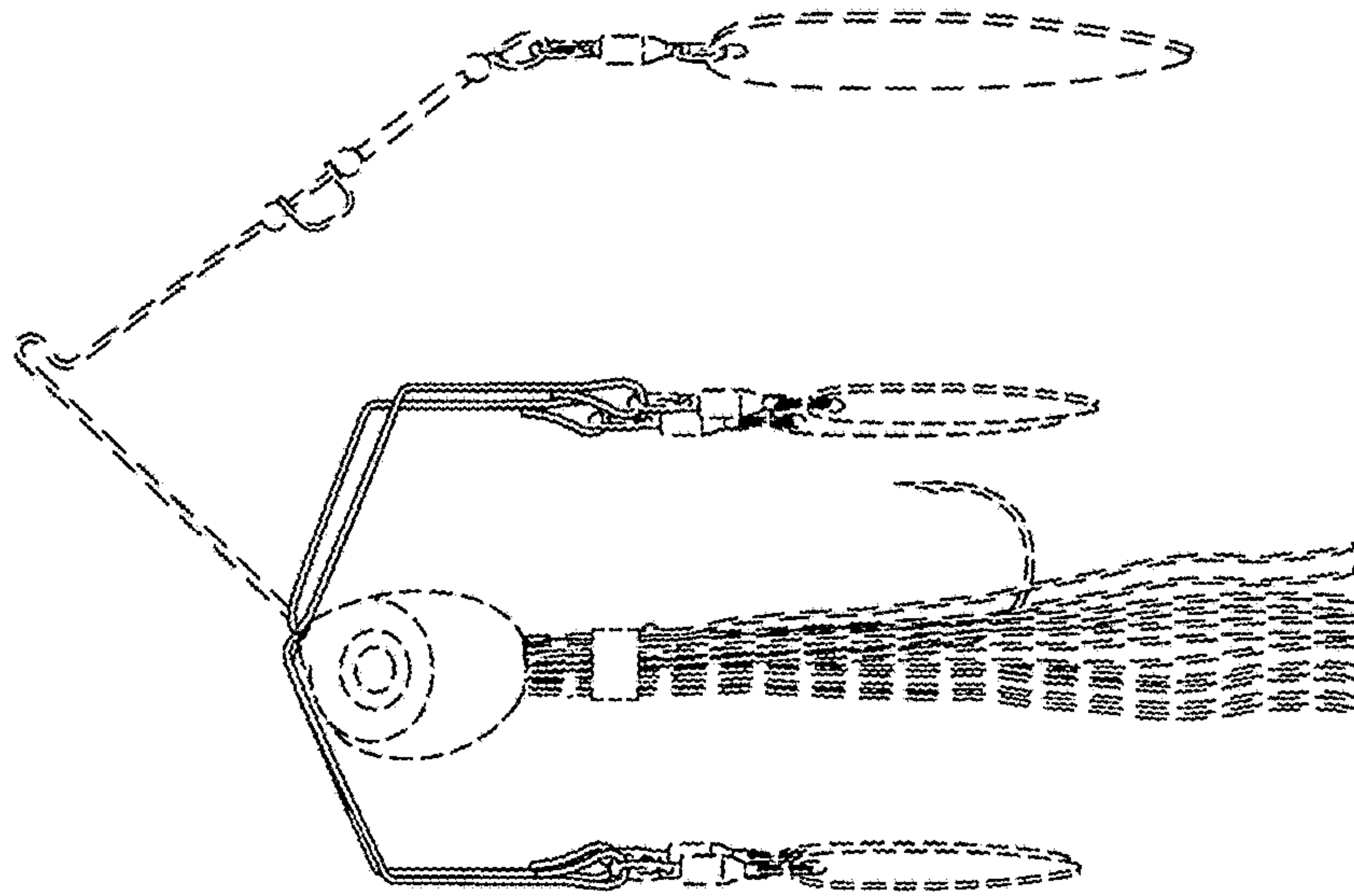


FIG. 4

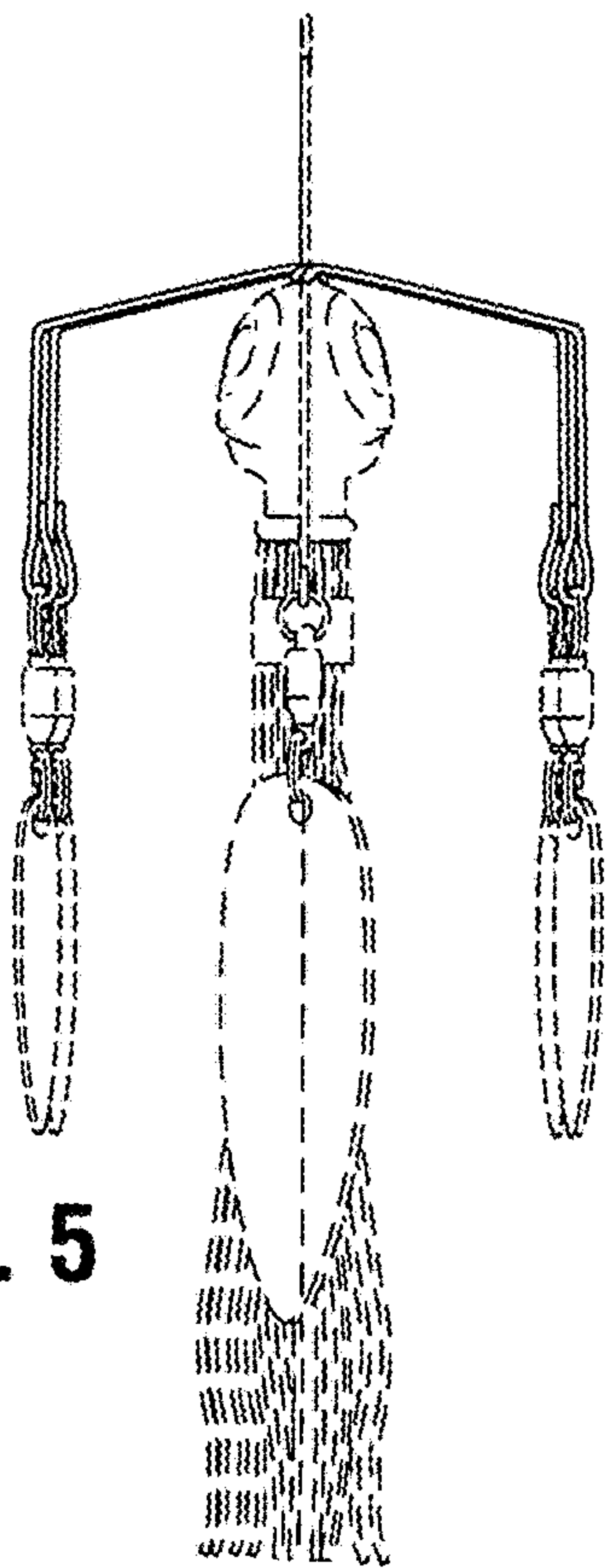


FIG. 5

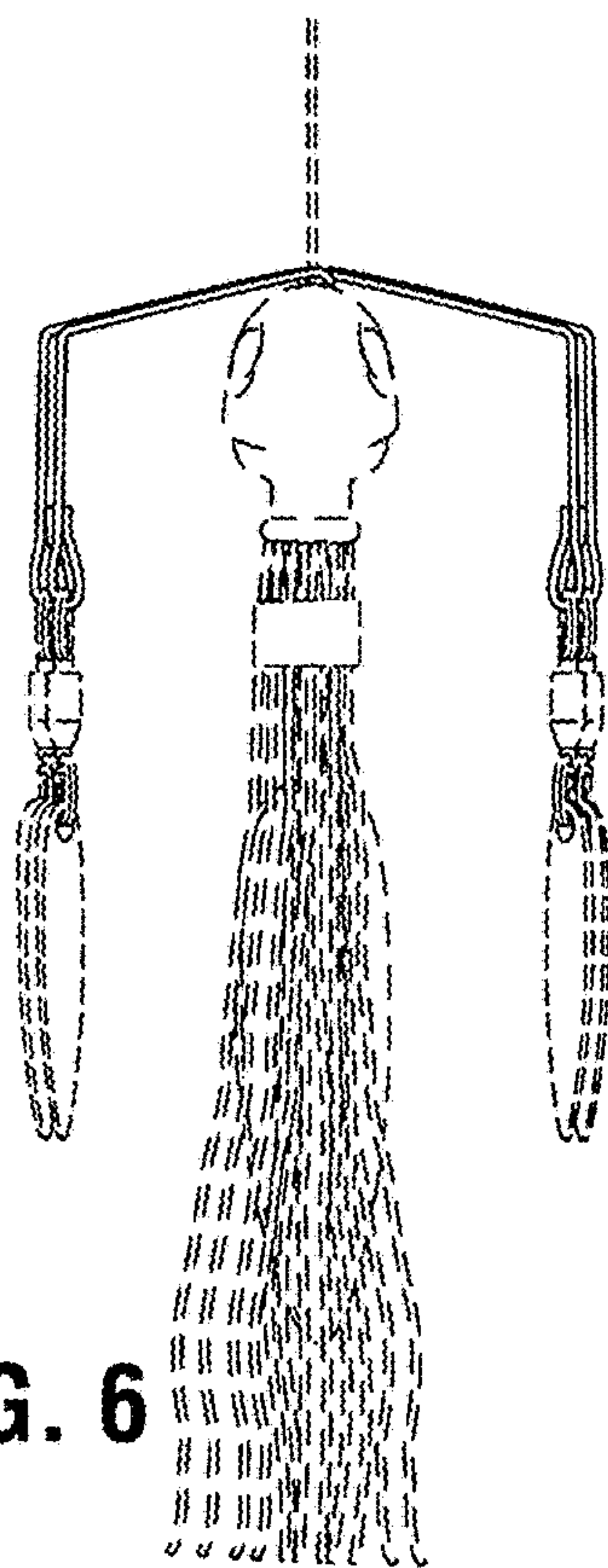


FIG. 6