

US00D837338S

(12) **United States Design Patent** (10) **Patent No.:** **US D837,338 S**
Newman, Jr. (45) **Date of Patent:** **** Jan. 1, 2019**

(54) **DECOY ANCHOR**
(71) Applicant: **Timothy Darrell Newman, Jr.**, Sumter, SC (US)
(72) Inventor: **Timothy Darrell Newman, Jr.**, Sumter, SC (US)
(**) Term: **15 Years**
(21) Appl. No.: **29/621,779**
(22) Filed: **Oct. 11, 2017**
(51) **LOC (11) Cl.** **22-05**
(52) **U.S. Cl.**
USPC **D22/125**
(58) **Field of Classification Search**
USPC D22/119-125; 43/2-3, 44.96;
441/23-28; 114/294, 300
CPC A01K 95/00; A01M 31/00; A01M 31/06;
B63B 21/32
See application file for complete search history.

2,630,093 A 3/1953 Toal
2,813,363 A 11/1957 Leckner
3,050,895 A * 8/1962 Bratland A01M 31/06
43/3
5,101,592 A * 4/1992 Merritt A01K 95/00
114/294
5,461,816 A 10/1995 Gazalski
5,822,907 A 10/1998 Lukey
D483,434 S * 12/2003 White D22/125
6,857,216 B1 * 2/2005 Merin A01M 31/06
114/294
7,257,921 B1 * 8/2007 Hellmann A01M 31/06
114/294
8,201,515 B1 6/2012 Winter
2007/0266614 A1 11/2007 Cagle
2009/0077856 A1 3/2009 Cagle

* cited by examiner

Primary Examiner — Catherine R Oliver-Garcia

(57) **CLAIM**

The ornamental design for the decoy anchor, as shown and described.

(56) **References Cited**

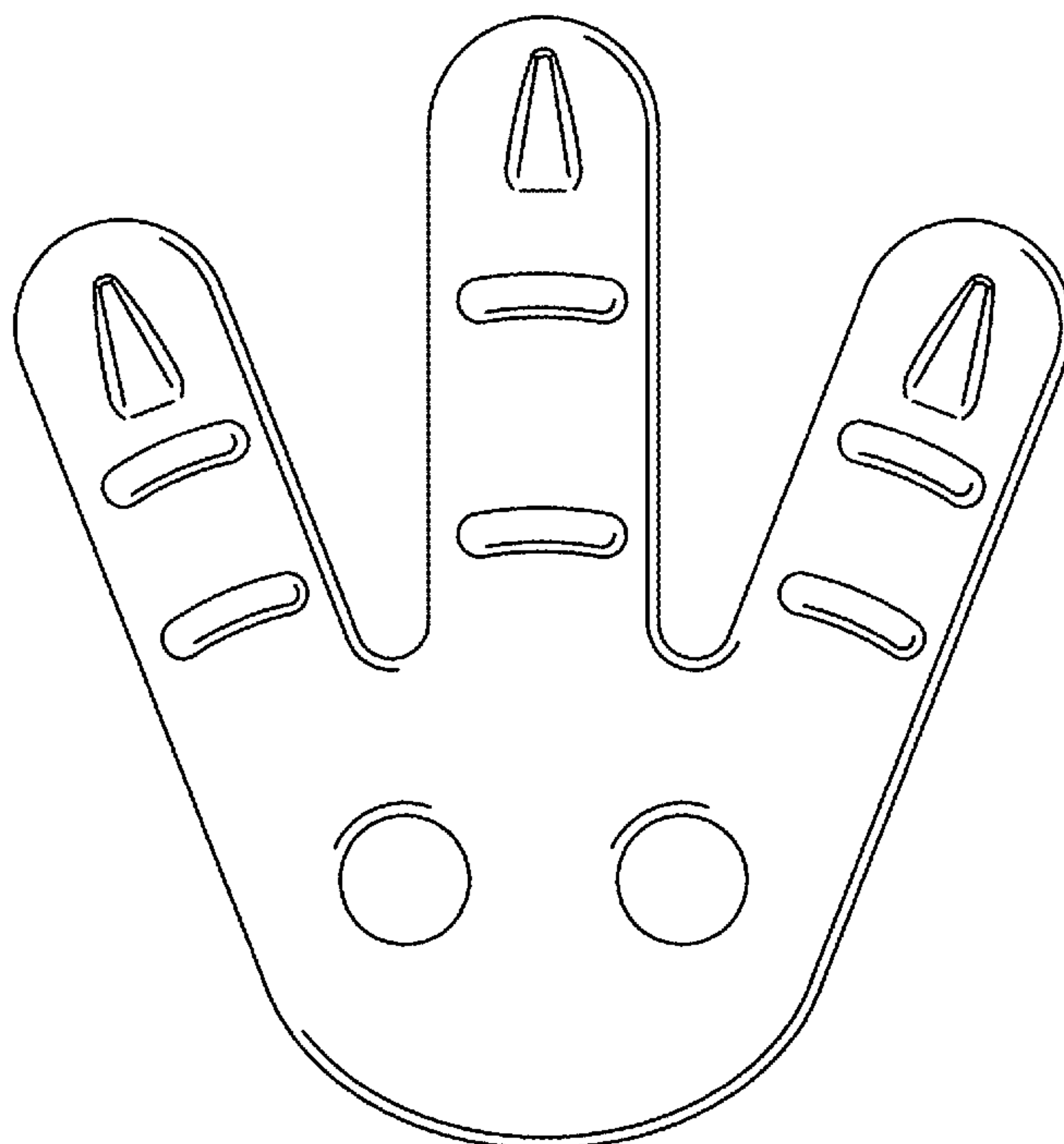
U.S. PATENT DOCUMENTS

1,858,347 A * 5/1932 Swift B63B 21/32
114/300
2,278,594 A 4/1942 Smith
2,555,815 A 6/1951 Rawlins et al.
2,589,913 A * 3/1952 Wenner A01M 31/06
114/294
2,595,966 A * 5/1952 Majors A01M 31/06
114/300

DESCRIPTION

FIG. 1 is a front view of my design for a decoy anchor;
FIG. 2 is a right side view thereof;
FIG. 3 is a left side view thereof;
FIG. 4 is a top plan view thereof;
FIG. 5 is a bottom plan view thereof; and,
FIG. 6 is a rear view thereof.

1 Claim, 4 Drawing Sheets



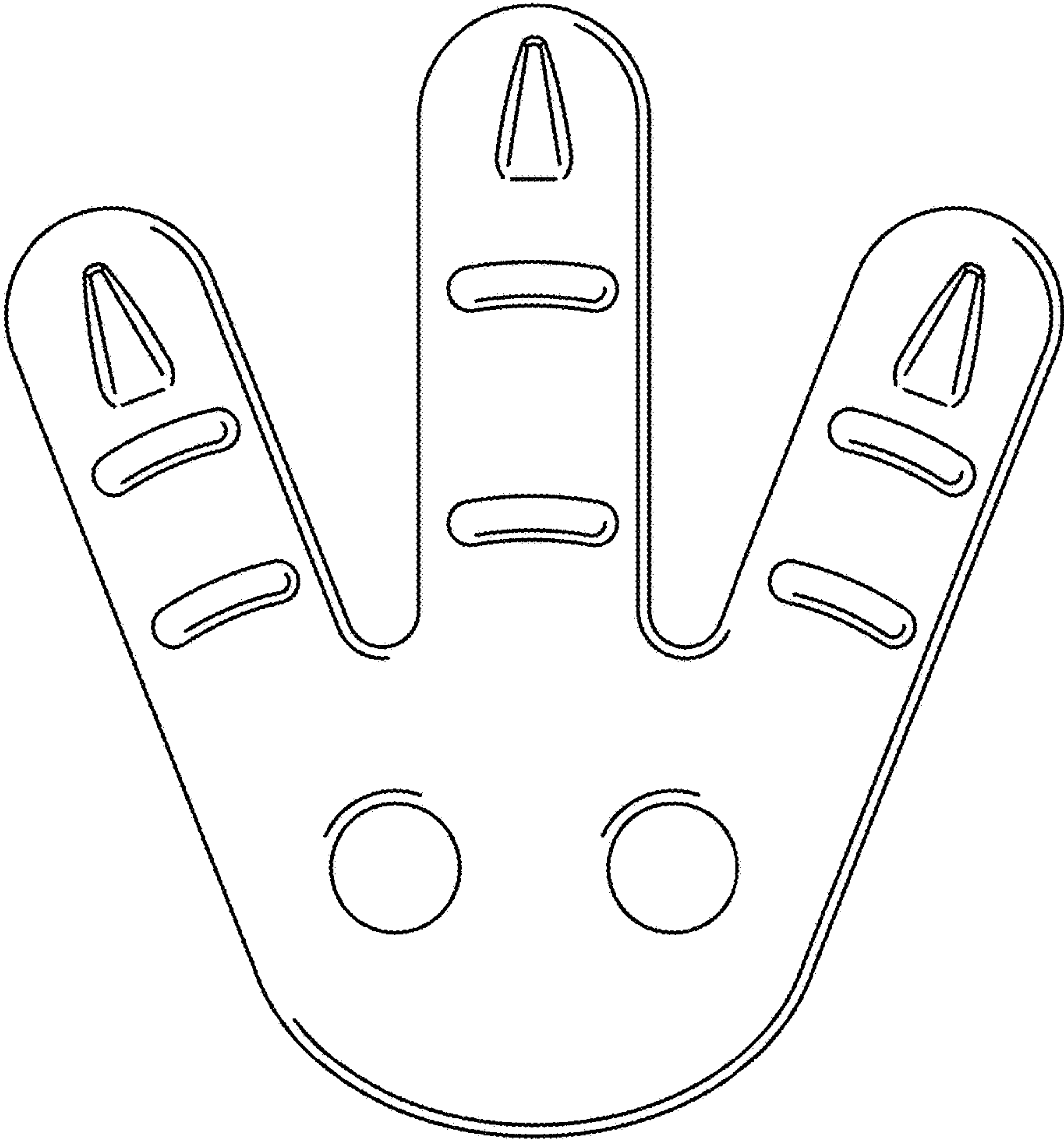


FIG. 1

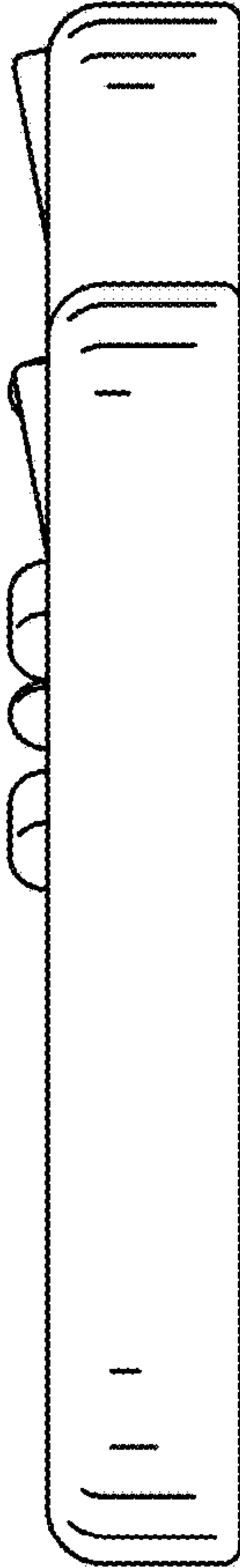


FIG. 2

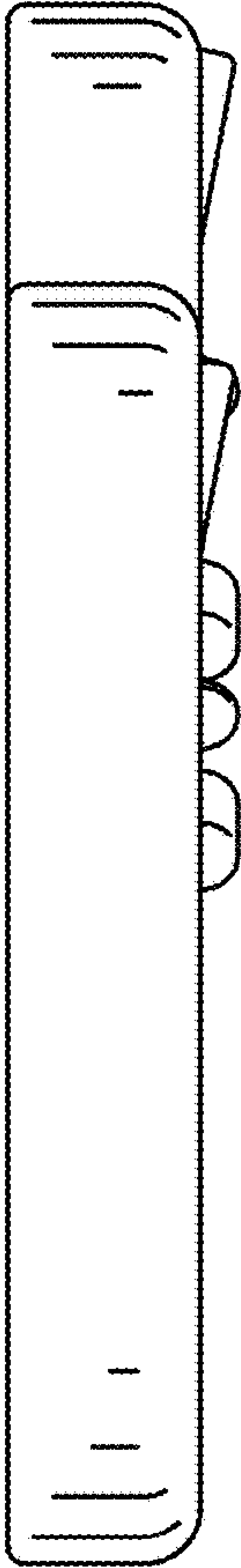


FIG. 3




FIG. 4

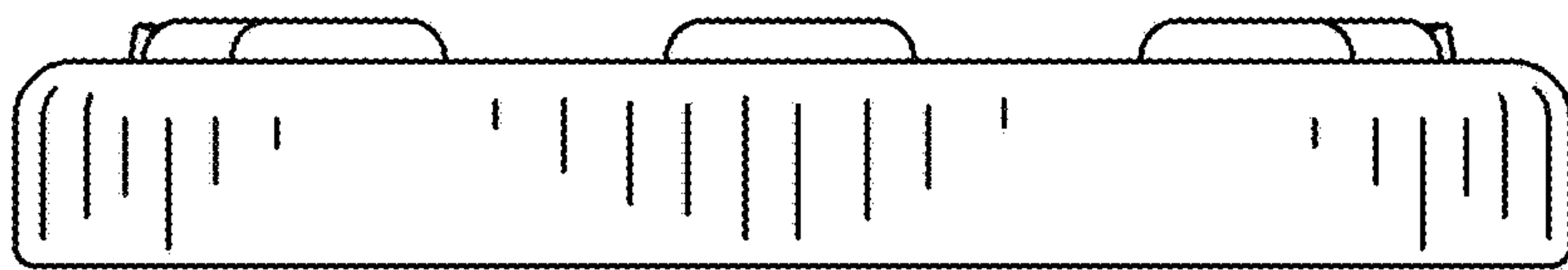


FIG. 5

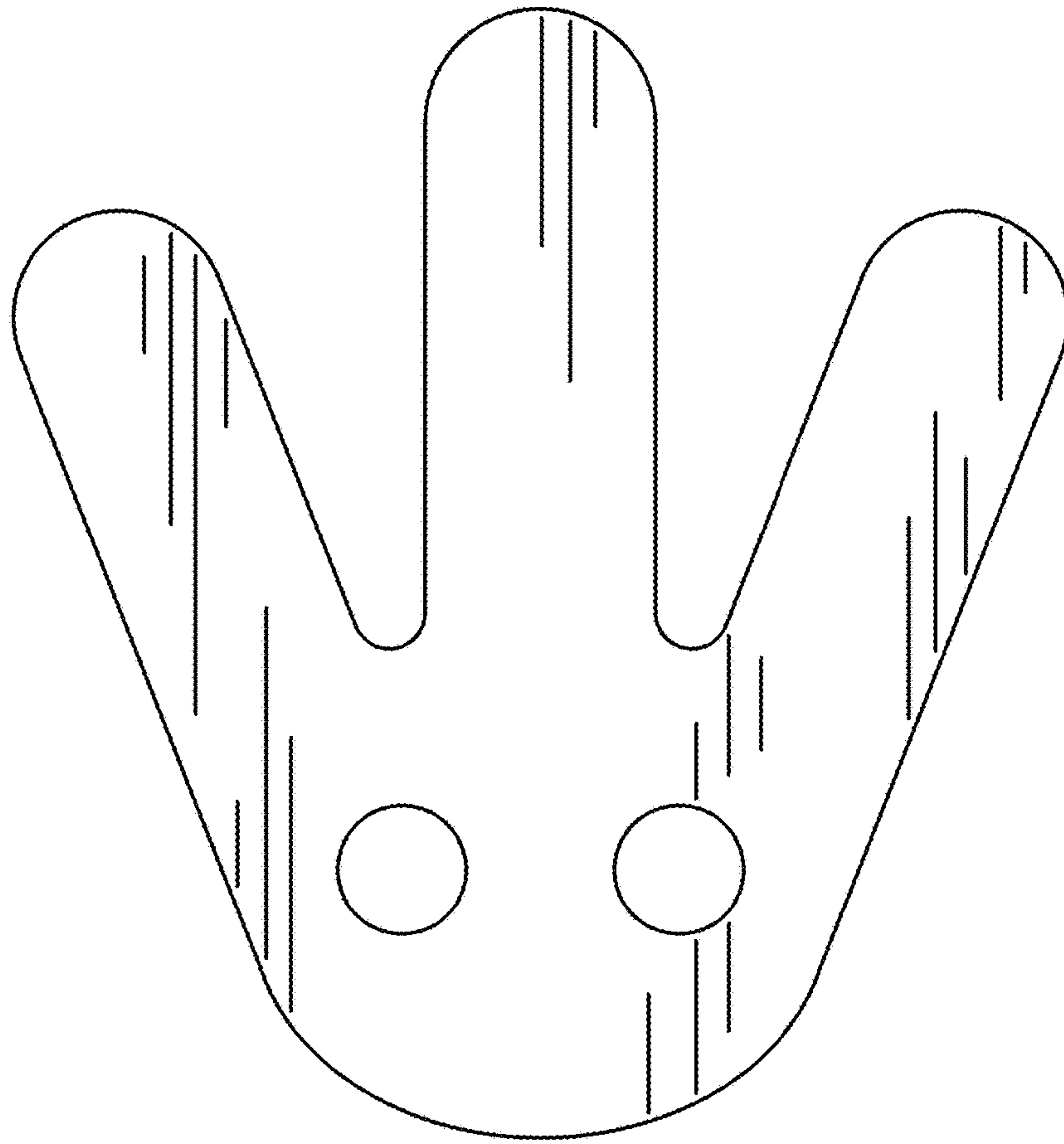


FIG. 6