



US00D837328S

(12) **United States Design Patent** (10) **Patent No.:** **US D837,328 S**
Rocco (45) **Date of Patent:** **** *Jan. 1, 2019**

(54) **NOVELTY BUTTON**

(71) Applicant: **Edward Thomas Rocco**, Jacksonville, FL (US)

(72) Inventor: **Edward Thomas Rocco**, Jacksonville, FL (US)

(*) Notice: This patent is subject to a terminal disclaimer.

(**) Term: **15 Years**

(21) Appl. No.: **29/597,640**

(22) Filed: **Mar. 17, 2017**

(51) **LOC (11) Cl.** **21-03**

(52) **U.S. Cl.**
USPC **D21/812**

(58) **Field of Classification Search**
USPC D21/722, 812, 324, 405; D19/65, 95, 96, D19/100; D13/168, 171; D14/218
CPC ... H01H 13/14; A63F 9/00; A63F 9/18; A63F 9/181; A63F 9/183
See application file for complete search history.

(56) **References Cited**

U.S. PATENT DOCUMENTS

D165,134 S *	11/1951	Burger	D13/171
D184,840 S *	4/1959	Voorlas	D13/167
3,246,112 A *	4/1966	Adams	H01H 13/14 200/302.2
4,215,388 A	7/1980	Reimann		
D282,380 S *	1/1986	King	D19/75
D305,022 S *	12/1989	Hallgren	D13/171
D316,112 S *	4/1991	Windorski	D19/75
5,239,450 A *	8/1993	Wall	A44C 15/0015 362/103
D537,480 S *	2/2007	Sullivan	D19/100

D582,498 S *	12/2008	Austin	D21/791
D606,595 S *	12/2009	Levy	D21/405
D631,929 S *	2/2011	Doone	D19/100
D653,723 S *	2/2012	Rocco	D19/100
D658,258 S *	4/2012	Rocco	D19/100
D678,449 S *	3/2013	Rocco	D19/100
D680,183 S *	4/2013	Rocco	D19/100
D681,754 S *	5/2013	Rocco	D21/722
D681,755 S *	5/2013	Rocco	D21/722
D729,773 S *	5/2015	Salojarvi	D14/218
D805,041 S *	12/2017	Koskinen	D13/171
D806,657 S *	1/2018	Russo	D13/168
2002/0144885 A1 *	10/2002	Ushimaru	G05G 1/10 200/336
2005/0016823 A1 *	1/2005	Ali	H04B 17/0082 200/11 R

* cited by examiner

Primary Examiner — Mitchell I. Siegel
(74) *Attorney, Agent, or Firm* — Quickpatents, LLC;
Kevin Prince

(57) **CLAIM**

I claim the ornamental design for a novelty button, as shown and described.

DESCRIPTION

FIG. 1 is a perspective view of a novelty button, showing my new design;
FIG. 2 is a front elevational view thereof;
FIG. 3 is a rear elevational view thereof;
FIG. 4 is a left-side elevational view thereof;
FIG. 5 is a right-side elevational view thereof;
FIG. 6 is a top plan view thereof; and,
FIG. 7 is a bottom plan view thereof.
The shading pattern in FIGS. 1-6 represents the color purple. The broken lines in FIG. 7 showing a speaker grill and battery compartment form no part of the claimed design.

1 Claim, 4 Drawing Sheets





FIG. 1




FIG. 2

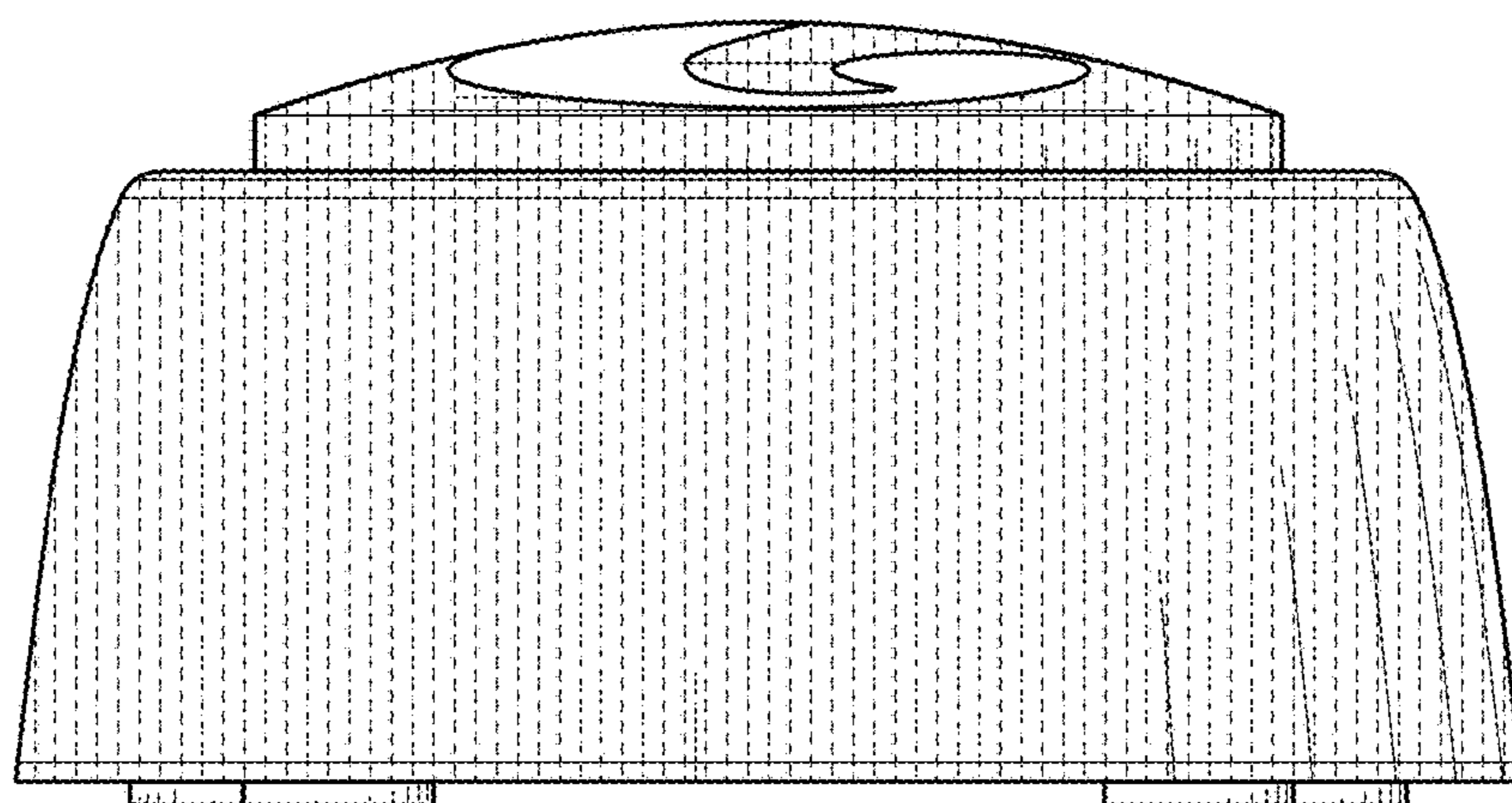


FIG. 3

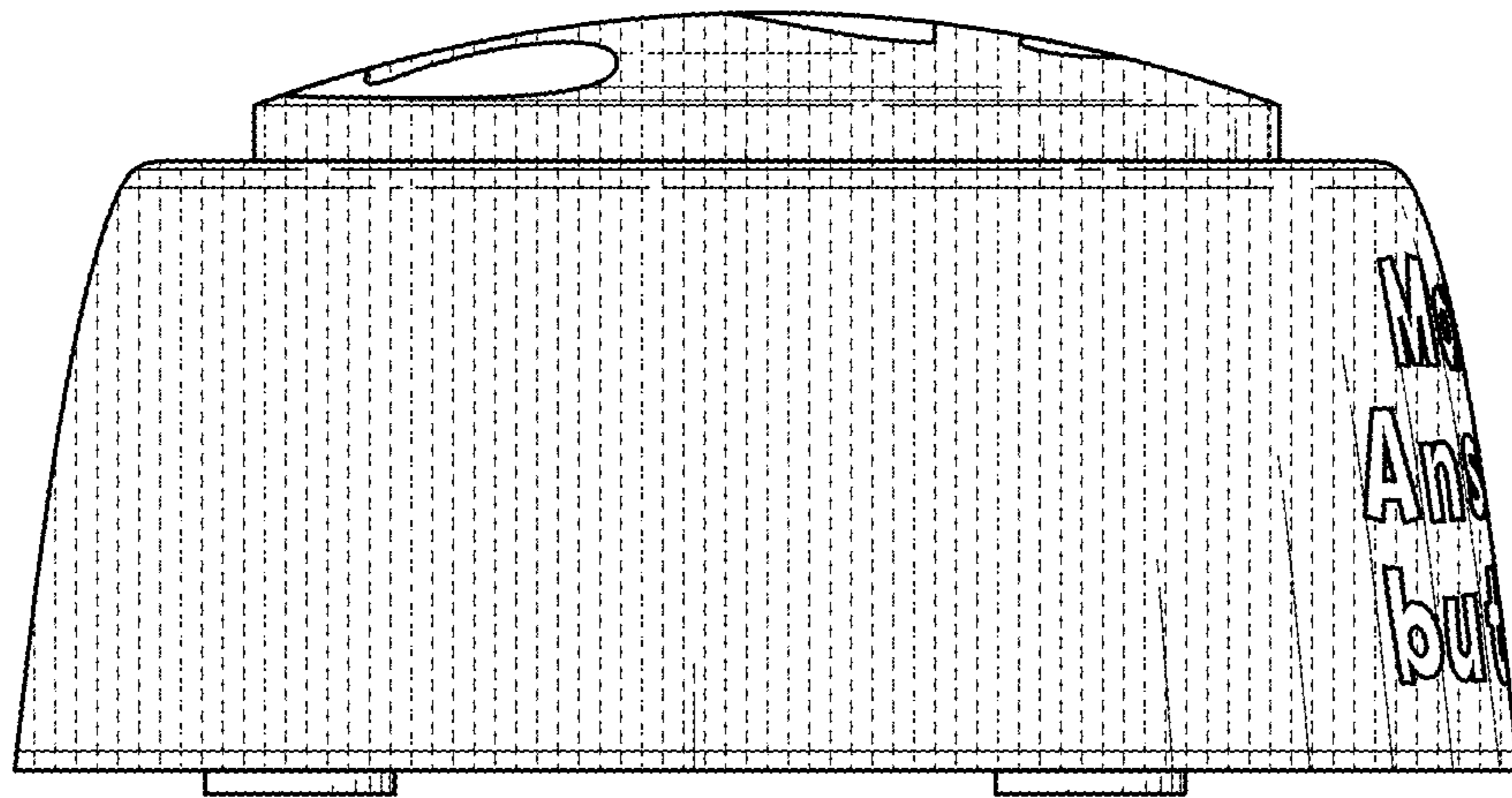


FIG. 4

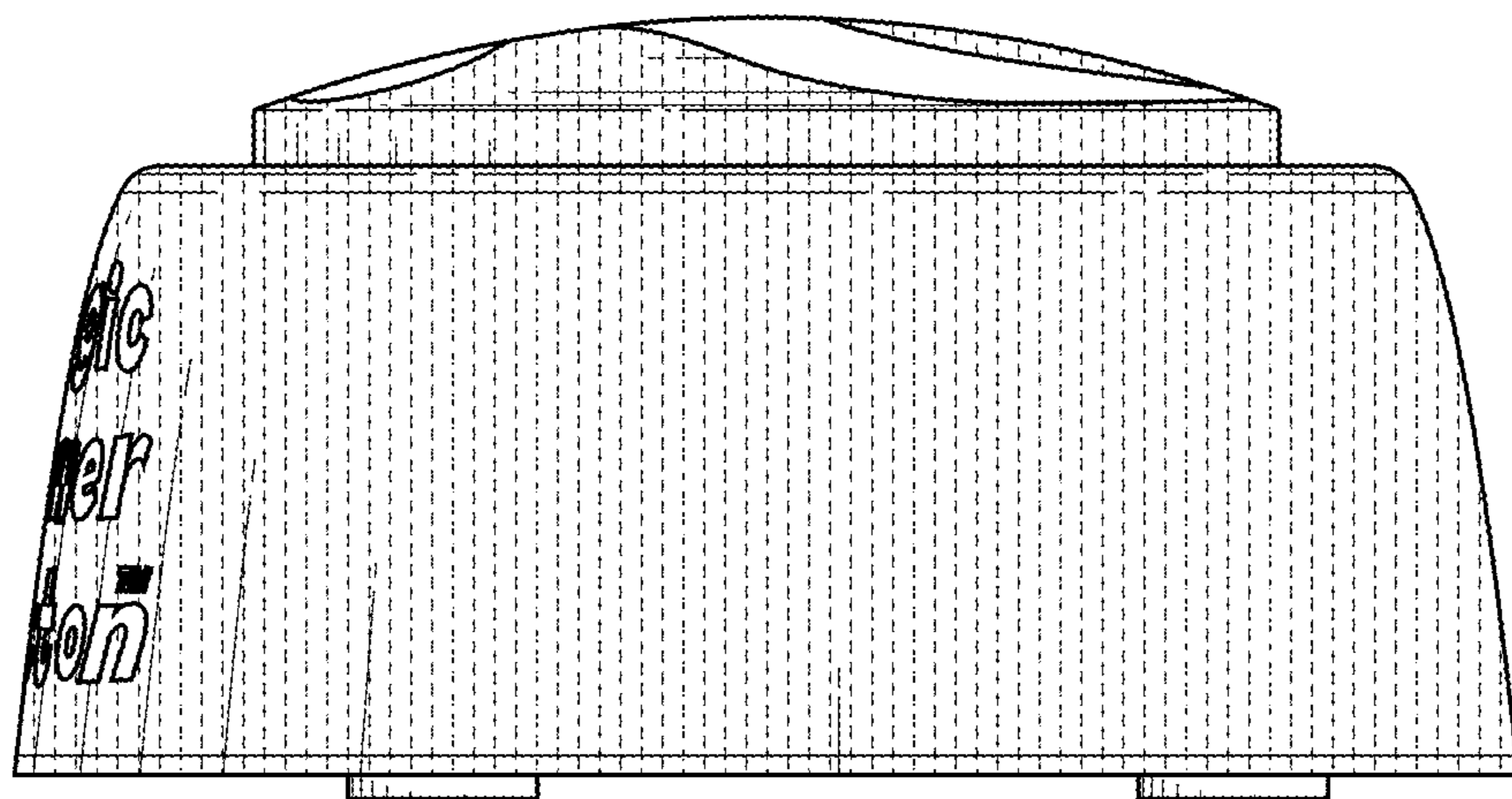


FIG. 5




FIG. 6

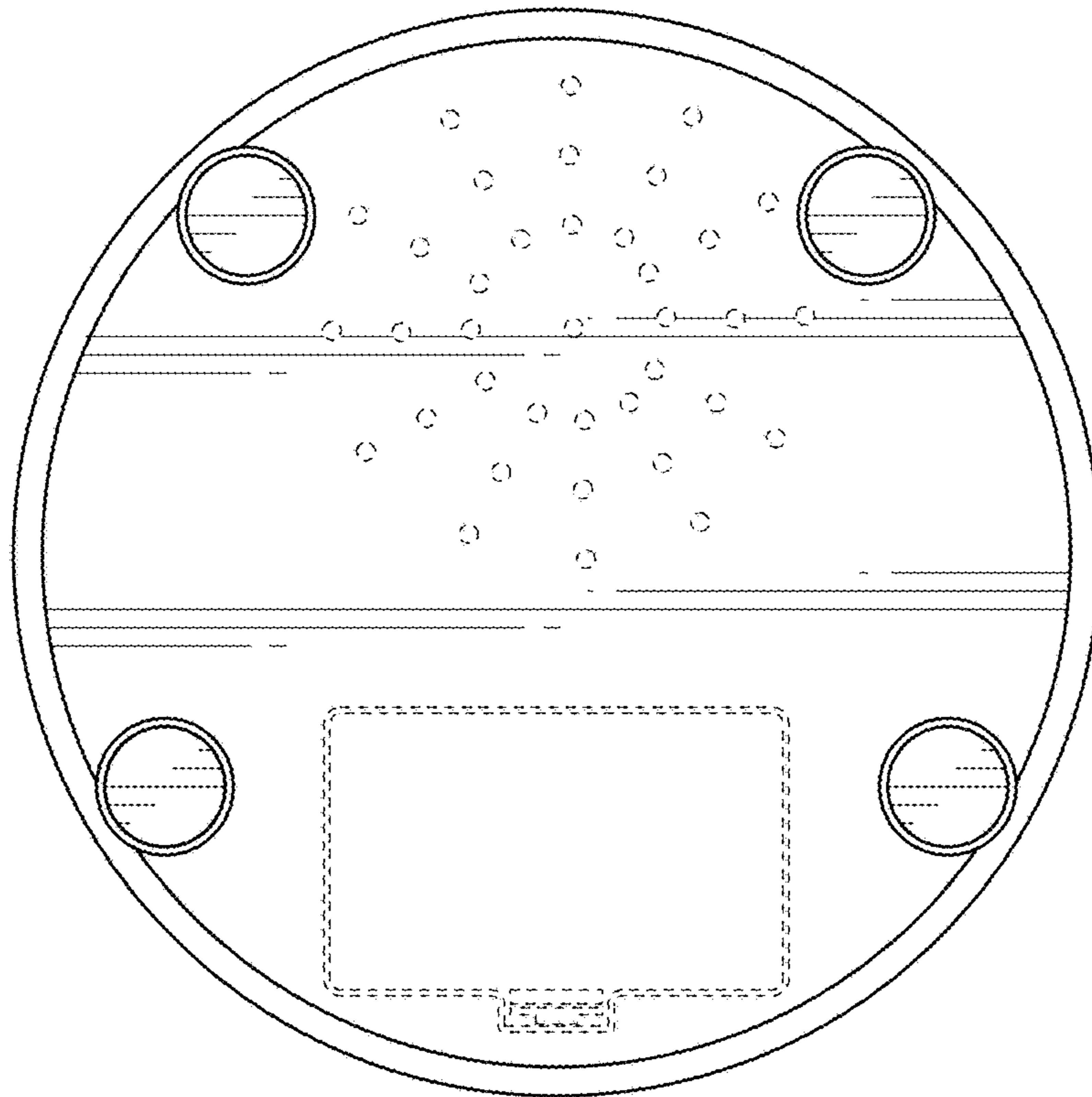


FIG. 7