



US00D837196S

(12) **United States Design Patent**
Kim

(10) **Patent No.:** **US D837,196 S**
(45) **Date of Patent:** **** Jan. 1, 2019**

- (54) **CASE FOR ELECTRONIC COMMUNICATIONS DEVICE**
- (71) Applicant: **SPIGEN KOREA CO., LTD.**, Seoul (KR)
- (72) Inventor: **Seungjoo Kim**, Seoul (KR)
- (73) Assignee: **SPIGEN KOREA CO., LTD.**, Seoul (KR)
- (**) Term: **15 Years**
- (21) Appl. No.: **29/616,242**
- (22) Filed: **Sep. 5, 2017**
- (51) **LOC (11) Cl.** **14-03**
- (52) **U.S. Cl.**
USPC **D14/250**
- (58) **Field of Classification Search**
USPC D3/218, 232, 233, 239, 242, 245-251, D3/269, 273, 301, 303; D13/103, 107, D13/108, 119; D14/137, 138 R, 138 AA, D14/138 C, 138 G, 203.3-203.7, 217, D14/238.1, 247, 248, 250, 251-253, 440
CPC H04B 1/3888; H04M 1/0283; H04M 1/0202; A45C 1/06; A45C 2011/002; A45C 11/00; A45F 2005/028; A45F 2200/0525
See application file for complete search history.

- 7,989,085 B2 * 8/2011 Li H04M 1/0283 174/50
- D658,164 S * 4/2012 Chan D14/238.1
- D673,539 S * 1/2013 Magness D14/250
- D673,547 S 1/2013 Melanson
- D679,685 S * 4/2013 Cox D14/250
- D679,696 S 4/2013 Murchison
- D679,697 S 4/2013 Murchison
- D679,698 S 4/2013 Murchison
- D681,022 S 4/2013 Chang
- D681,613 S * 5/2013 Magness D14/238.1
- D682,259 S * 5/2013 Fahrendorff D14/250
- D683,723 S 6/2013 Murchison
- D684,959 S 6/2013 Fahrendorff
- D685,738 S * 7/2013 Moore D13/119
- D685,776 S 7/2013 Bau

(Continued)

Primary Examiner — Susan E Krakower
Assistant Examiner — L. A. Grabenstetter
(74) *Attorney, Agent, or Firm* — Heedong Chae; Lucem, PC

(57) **CLAIM**

The ornamental design for a case for electronic communications device, as shown and described.

DESCRIPTION



FIG. 1 is a front perspective view of a case for electronic communications device showing my new design; FIG. 2 is a rear perspective view thereof; FIG. 3 is a front elevational view thereof; FIG. 4 is a rear elevational view thereof; FIG. 5 is a left side elevational view thereof; FIG. 6 is a right side elevational view thereof; FIG. 7 is a top plan view thereof; and, FIG. 8 is a bottom plan view thereof. The broken lines, and unshaded surfaces bounded by broken lines, depict parts of the article's appearance that form no part of the claimed design.

1 Claim, 8 Drawing Sheets

(56) **References Cited**

U.S. PATENT DOCUMENTS

- D528,110 S * 9/2006 Cohn D14/248
- D575,799 S 8/2008 Zhang
- D611,465 S 3/2010 Corley
- D631,462 S 1/2011 Kim
- D631,463 S 1/2011 Kim
- D634,741 S 3/2011 Richardson et al.
- D637,589 S 5/2011 Willes et al.
- D638,414 S * 5/2011 Magness D14/250
- D643,029 S 8/2011 Feng



(56)

References Cited

U.S. PATENT DOCUMENTS

D697,904 S *	1/2014	Wicks	D14/250	D728,542 S	5/2015	Chung	
D699,714 S	2/2014	Melanson et al.		D728,543 S	5/2015	Chung et al.	
D704,688 S	5/2014	Reivo		D728,544 S	5/2015	Chung	
D709,870 S *	7/2014	Lee	D14/250	D731,481 S	6/2015	Akana et al.	
D714,277 S *	9/2014	Hindaly	D14/250	D733,693 S	7/2015	Wang et al.	
D715,787 S *	10/2014	Lee	D14/250	D739,391 S	9/2015	Chen et al.	
D715,789 S *	10/2014	Yoon	D14/250	D746,275 S	12/2015	Mohammad	
D717,286 S	11/2014	Veldkamp		D747,301 S	1/2016	Lee et al.	
D717,774 S	11/2014	Fathollahi		D748,614 S	2/2016	Ju	
D717,778 S	11/2014	Zermeno		D749,068 S	2/2016	Zaborski	
D718,292 S	11/2014	Hemesath		D749,555 S	2/2016	Poon	
D718,757 S	12/2014	Jaffee		D761,781 S *	7/2016	Dang	D14/250
D718,759 S *	12/2014	Barfoot	D14/250	D764,476 S	8/2016	Gleason, III	
D720,340 S	12/2014	Kim et al.		D765,628 S	9/2016	Watt et al.	
D721,065 S	1/2015	Yoon		D767,554 S *	9/2016	Bertrand	D14/250
D724,572 S *	3/2015	Wildner	D14/250	D770,431 S	11/2016	Lee et al.	
D725,089 S	3/2015	Suk		D783,602 S	4/2017	Akana et al.	
D727,886 S *	4/2015	Bertrand	D14/250	D801,959 S	11/2017	Kuo et al.	
				2016/0101902 A1	4/2016	Kim	
				2016/0204817 A1	7/2016	Kim	

* cited by examiner

FIG. 1

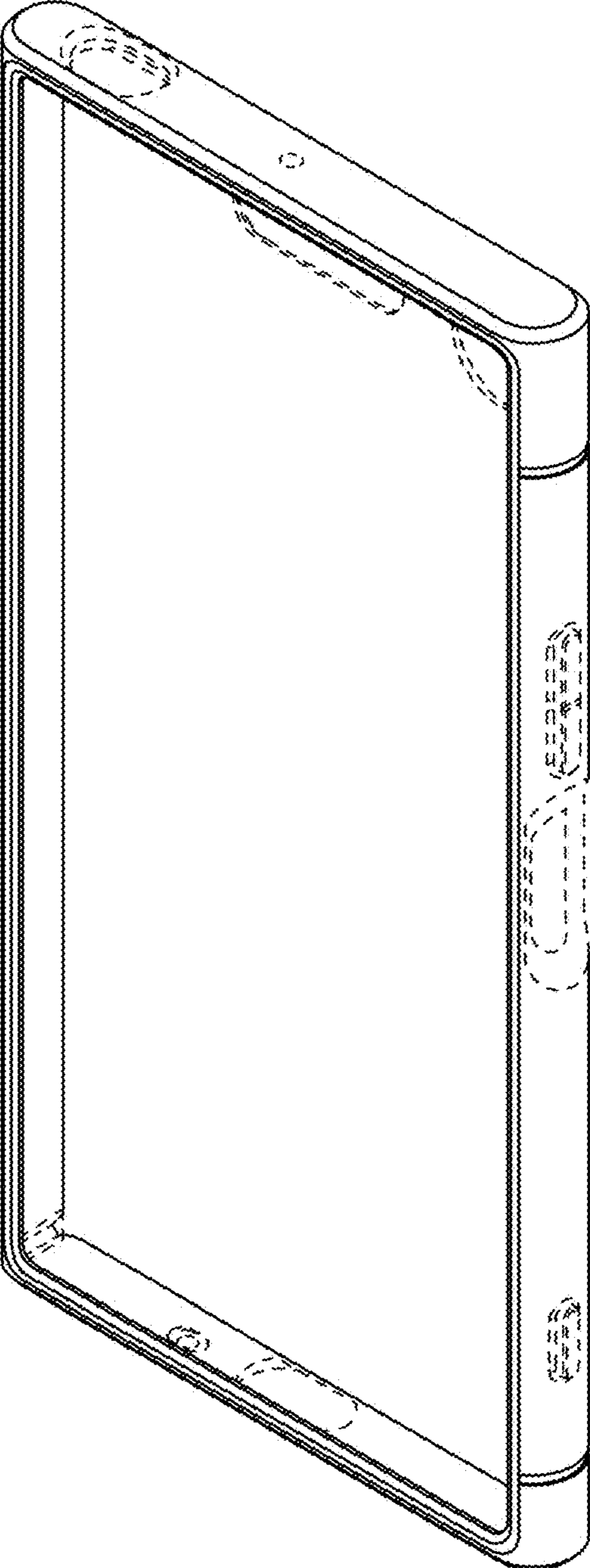


FIG. 2




FIG. 3




FIG. 4




FIG. 5




FIG. 6



FIG. 7



FIG. 8

