



US00D837187S

(12) **United States Design Patent**
Kasten et al.

(10) **Patent No.:** **US D837,187 S**
(45) **Date of Patent:** **** Jan. 1, 2019**

(54) **LOUDSPEAKER CABINET**

(71) Applicant: **Robert Bosch GmbH**, Stuttgart (DE)

(72) Inventors: **Michael D. Kasten**, Apple Valley, MN (US); **Michael P. Carpenter**, Brooklyn Park, MN (US)

(73) Assignee: **Robert Bosch GmbH**, Stuttgart (DE)

(**) Term: **15 Years**

(21) Appl. No.: **29/591,281**

(22) Filed: **Jan. 18, 2017**

(51) **LOC (11) Cl.** **14-03**

(52) **U.S. Cl.**
USPC **D14/221**; D14/214; D14/204

(58) **Field of Classification Search**
USPC D14/167, 168, 170-172, 188, 194-196, D14/204, 207, 209.1, 210-216, 219, 221, D14/222, 224, 239, 496; 181/143, 144, 181/147, 148, 150, 153, 157, 198, 199; 381/300-303, 306, 332, 333, 336, 345, 381/361-364, 386-388; 369/6-12
CPC B60R 11/0217; G06F 1/1688; G10K 9/22; G10K 11/004; H03F 1/327; H04M 1/03; H04M 1/035; H04N 5/642; H04N 21/4852; H04R 1/02; H04R 1/06; H04R 1/021; H04R 1/025; H04R 1/026; H04R 1/028;

(Continued)

(56) **References Cited**

U.S. PATENT DOCUMENTS

D359,286 S * 6/1995 Fujino D14/212
D394,263 S * 5/1998 Fischer D14/214

(Continued)

OTHER PUBLICATIONS

Electro-Voice "ZLX" Model Loudspeakers, Known to the public and offered for sale as of Jan. 24, 2013 (4 pages).

Primary Examiner — Keli L Hill

(74) *Attorney, Agent, or Firm* — Michael Best & Friedrich LLP

(57) **CLAIM**

We claim the ornamental design for a loudspeaker cabinet, as shown and described in the figures.

DESCRIPTION

FIG. 1 is a perspective view of a loudspeaker cabinet, embodying aspects of the invention.

FIG. 2 is a second perspective view of the loudspeaker cabinet shown in FIG. 1.

FIG. 3 is a third perspective view of the loudspeaker cabinet shown in FIG. 1.

FIG. 4 is a fourth perspective view of the loudspeaker cabinet shown in FIG. 1.

FIG. 5 is a front view of the loudspeaker cabinet shown in FIG. 1.

FIG. 6 is a rear view of the loudspeaker cabinet shown in FIG. 1.

FIG. 7 is a left side view of the loudspeaker cabinet shown in FIG. 1.


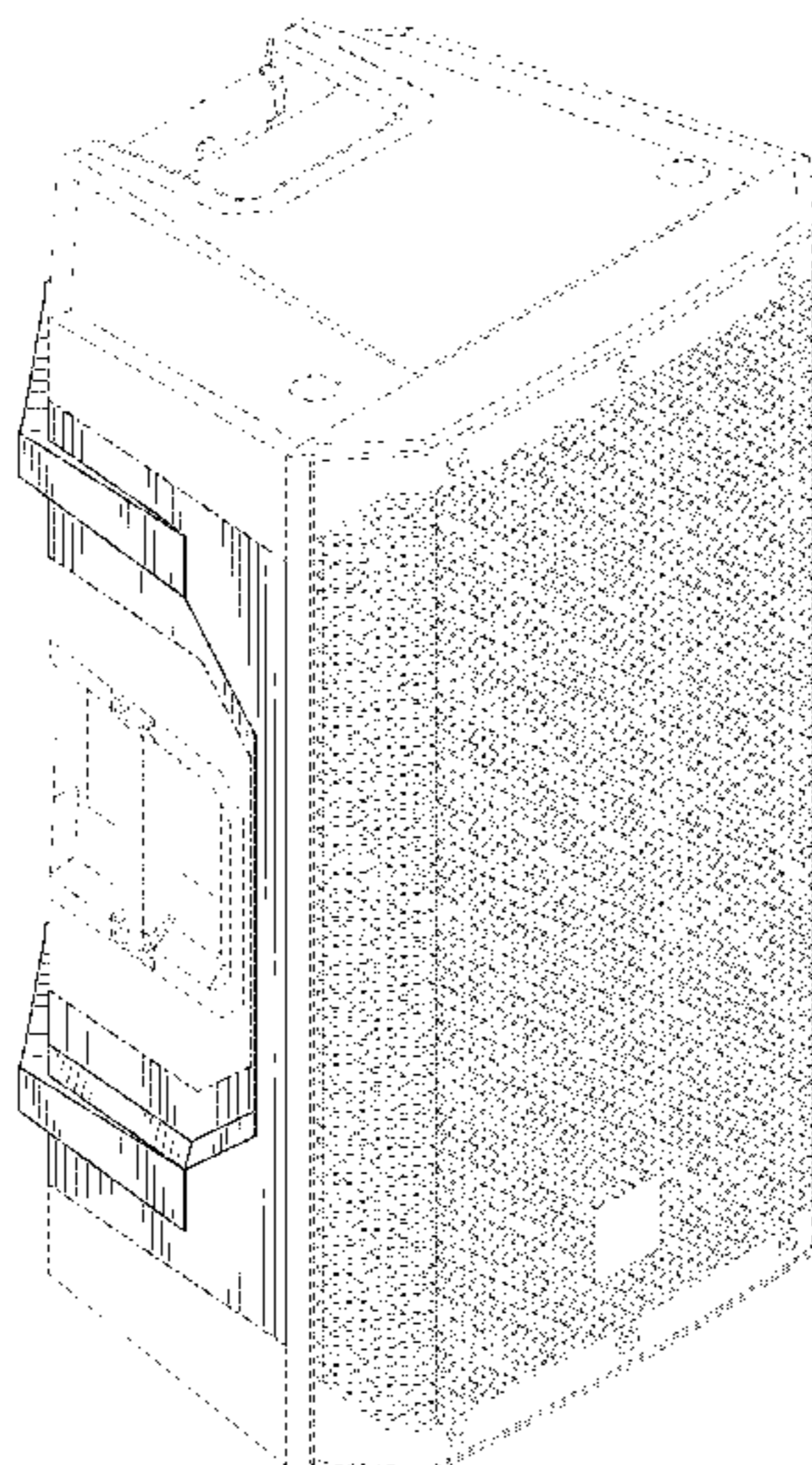
FIG. 8 is a right side view of the loudspeaker cabinet shown in FIG. 1.

FIG. 9 is a top view of the loudspeaker cabinet shown in FIG. 1; and,

FIG. 10 is a bottom view of the loudspeaker cabinet shown in FIG. 1.

The present application is directed to the shape and contour of a loudspeaker cabinet, of the design illustrated in the drawings. Other features of the drawings, specifically, the shape of the remainder of the loudspeaker cabinet and the type of loudspeaker cabinet, are not considered part of the design currently sought to be patented and have accordingly been shown in broken lines. The alternating long-short dashed lines in FIGS. 1-4 and 6-8 indicate boundaries separating claimed and non-claimed portions of the design.

1 Claim, 10 Drawing Sheets



(58) **Field of Classification Search**

CPC H04R 1/105; H04R 1/323; H04R 1/403;
 H04R 1/2803; H04R 1/2834; H04R 5/02;
 H04R 7/20; H04R 9/06; H04R 9/025;
 H04R 2201/021; H04R 2400/00; H04R
 2400/07; H04R 2499/11; H04R 2499/13;
 H04R 2499/15; H04S 3/00; H04S 7/30

See application file for complete search history.

(56)

References Cited

U.S. PATENT DOCUMENTS

D439,237 S 3/2001 Felix et al.
 D502,460 S 3/2005 Ueda et al.
 D565,549 S * 4/2008 Sawhney D14/214
 D568,293 S 5/2008 Sawhney et al.
 D568,294 S 5/2008 Sawhney et al.
 D591,724 S 5/2009 Davies et al.
 D595,693 S 7/2009 Hussey et al.
 D609,216 S 2/2010 Davies et al.
 D637,580 S 5/2011 Aranda, Jr. et al.
 D638,400 S 5/2011 Hawkins et al.

D642,555 S 8/2011 Hawkins et al.
 D657,343 S * 4/2012 Cho D14/188
 D659,676 S * 5/2012 Aquillano D14/214
 D682,250 S * 5/2013 Mattioli D14/172
 D682,255 S 5/2013 Lum et al.
 D691,591 S 10/2013 Lum et al.
 D691,592 S 10/2013 Lum et al.
 D692,865 S 11/2013 Givre et al.
 D695,269 S 12/2013 Carpenter et al.
 D695,717 S 12/2013 Carpenter et al.
 D701,853 S 4/2014 Wilson
 D705,191 S 5/2014 Boudreau et al.
 D710,332 S * 8/2014 Baird D14/221
 D710,827 S * 8/2014 Lum D14/218
 D711,854 S 8/2014 Sulzer et al.
 D733,680 S * 7/2015 Nugent D14/214
 D734,697 S * 7/2015 Hayashi D12/192
 D741,795 S * 10/2015 Conrad D13/108
 D752,015 S * 3/2016 Spillmann D14/204
 D762,192 S * 7/2016 Redmon D14/214
 D764,444 S 8/2016 Sulzer et al.
 D776,086 S * 1/2017 Baird D14/214

* cited by examiner

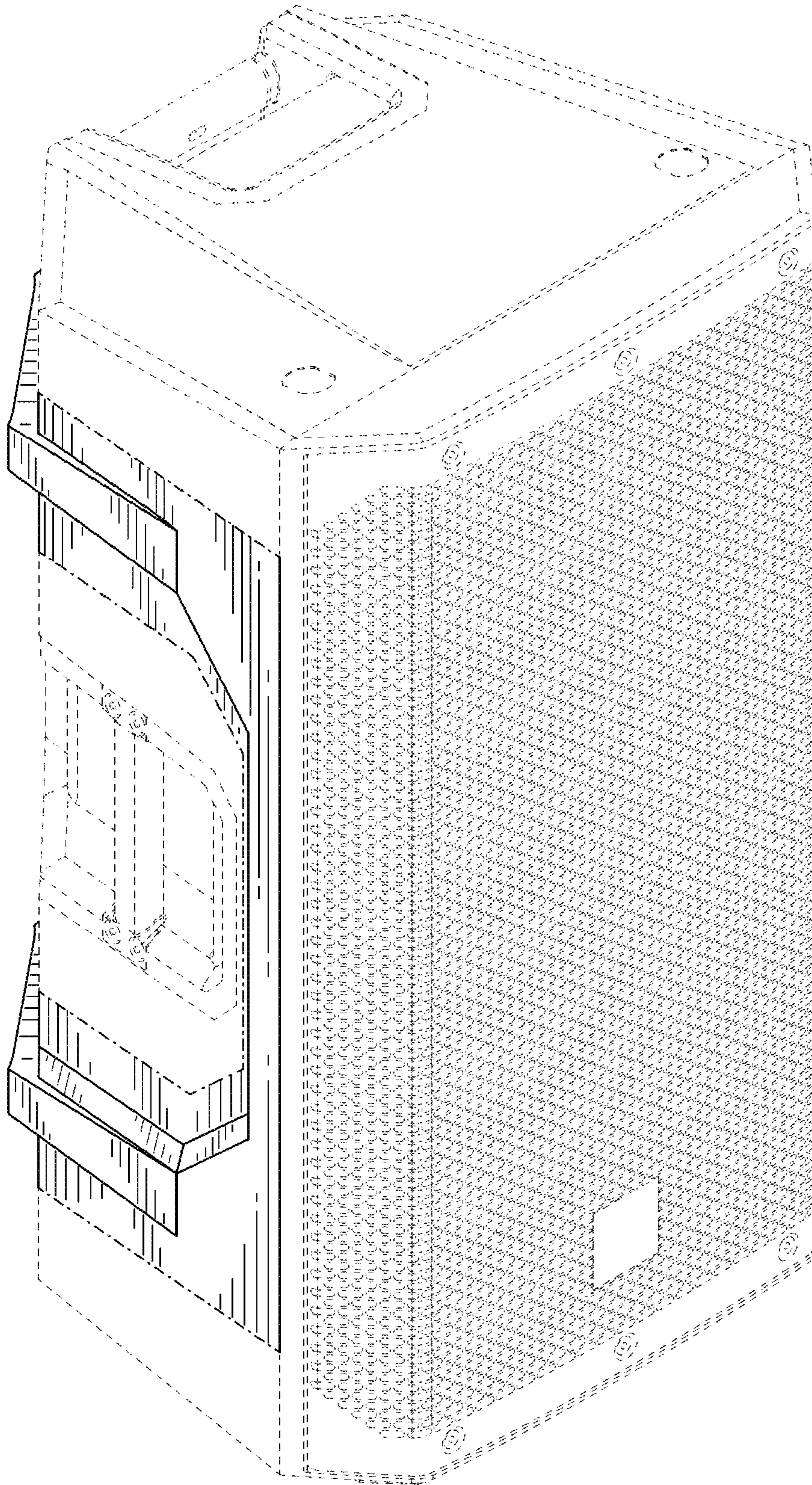


FIG. 1

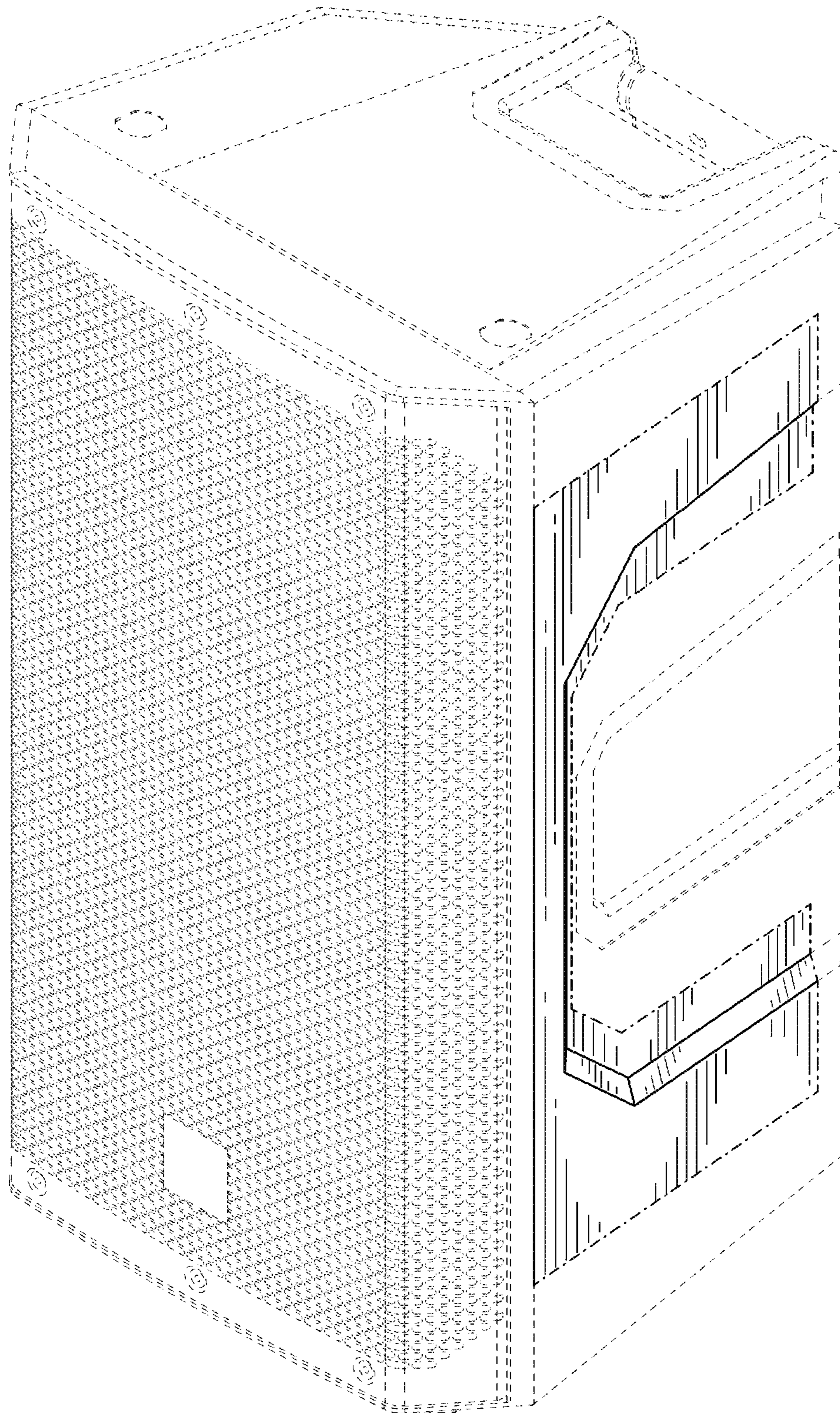


FIG. 2




FIG. 3

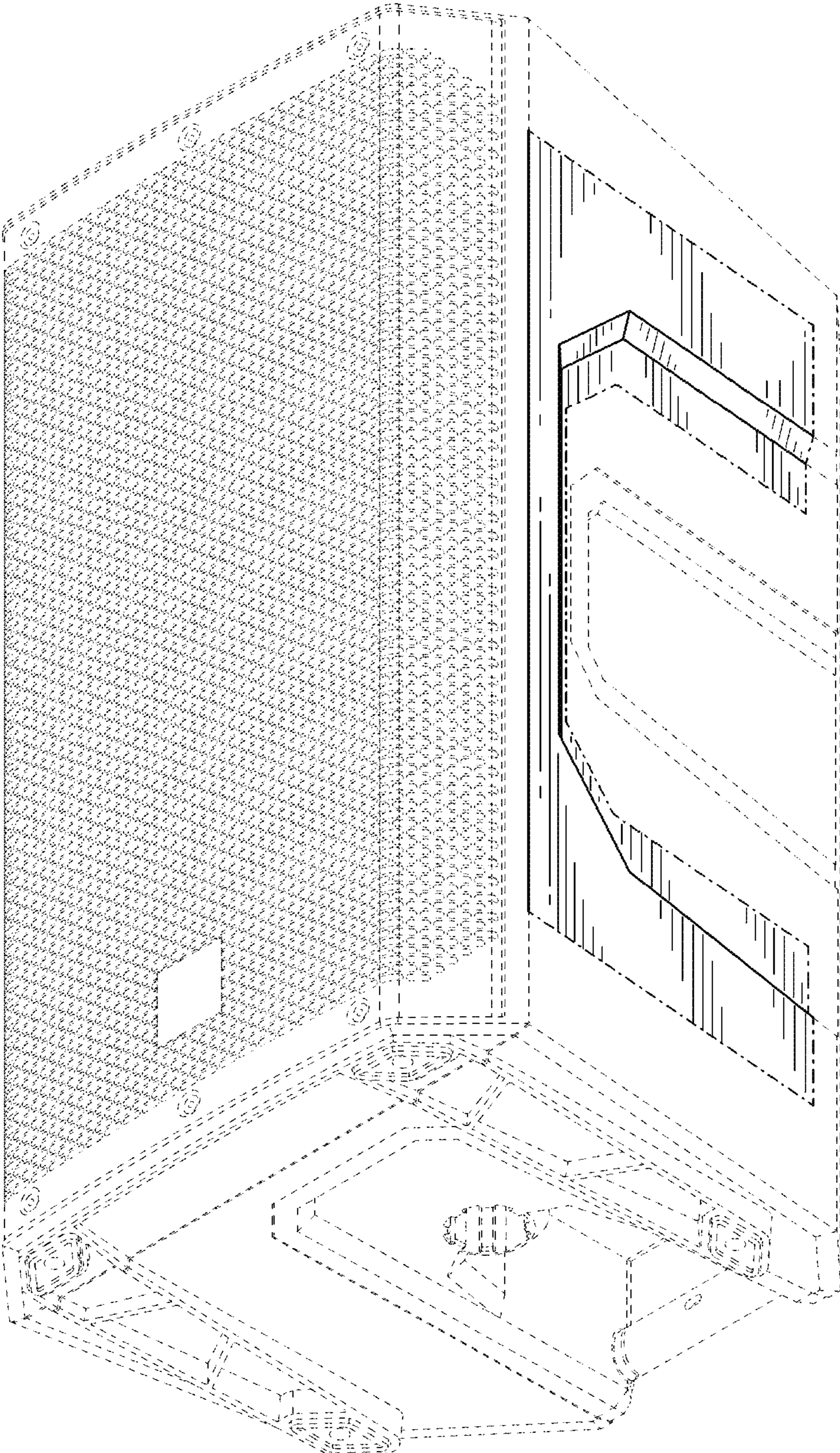


FIG. 4




FIG. 5

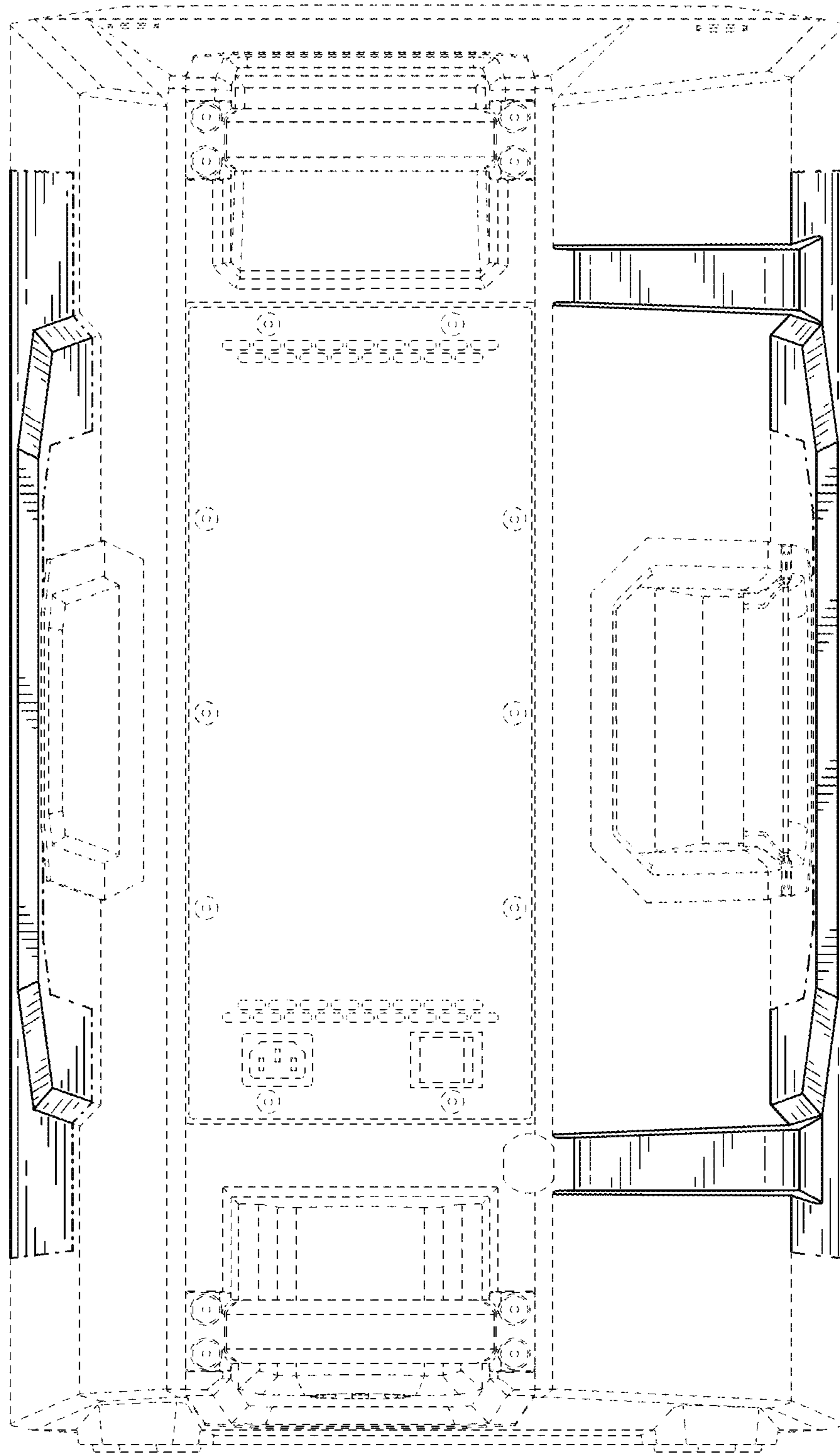


FIG. 6

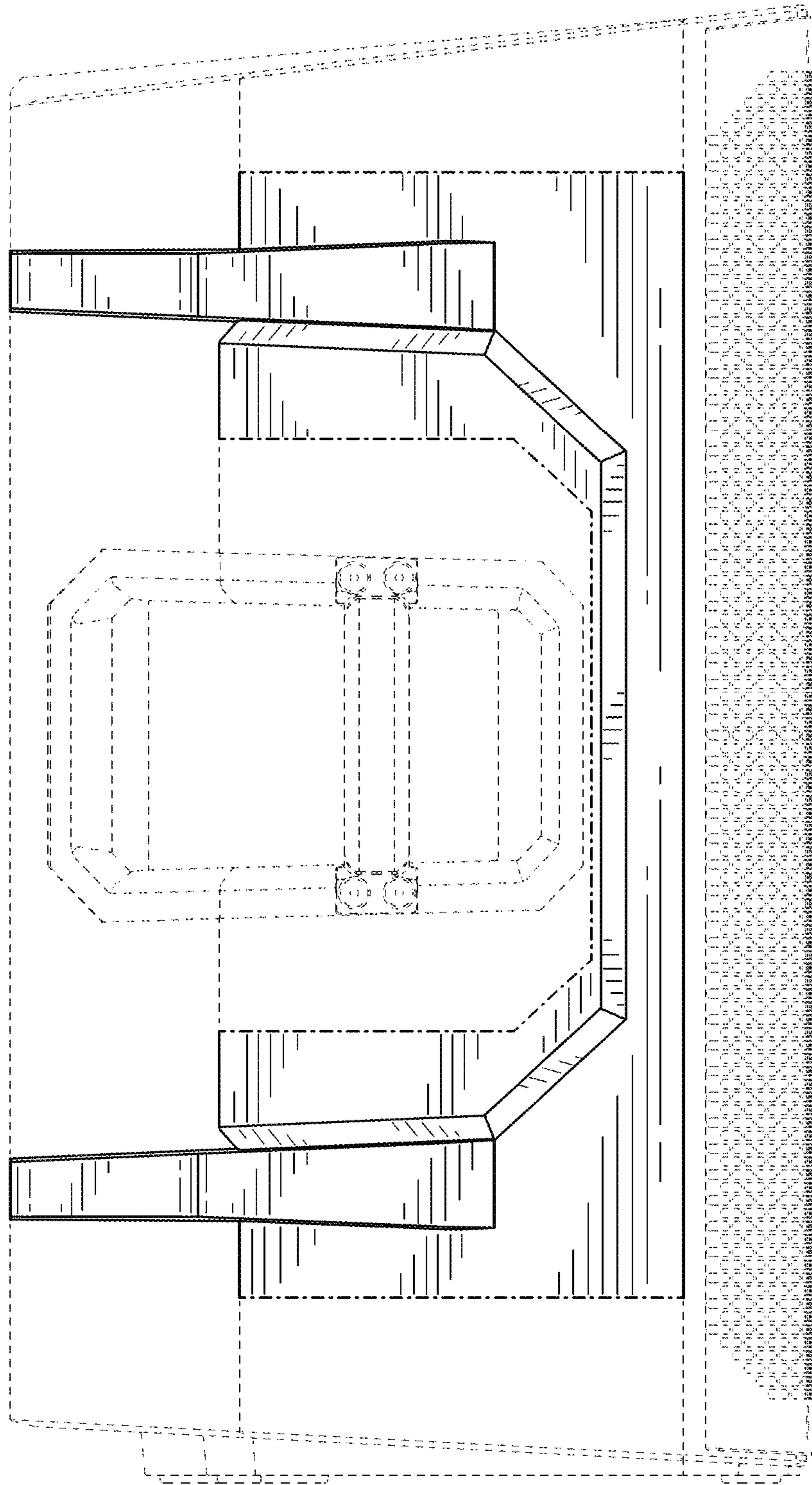


FIG. 7

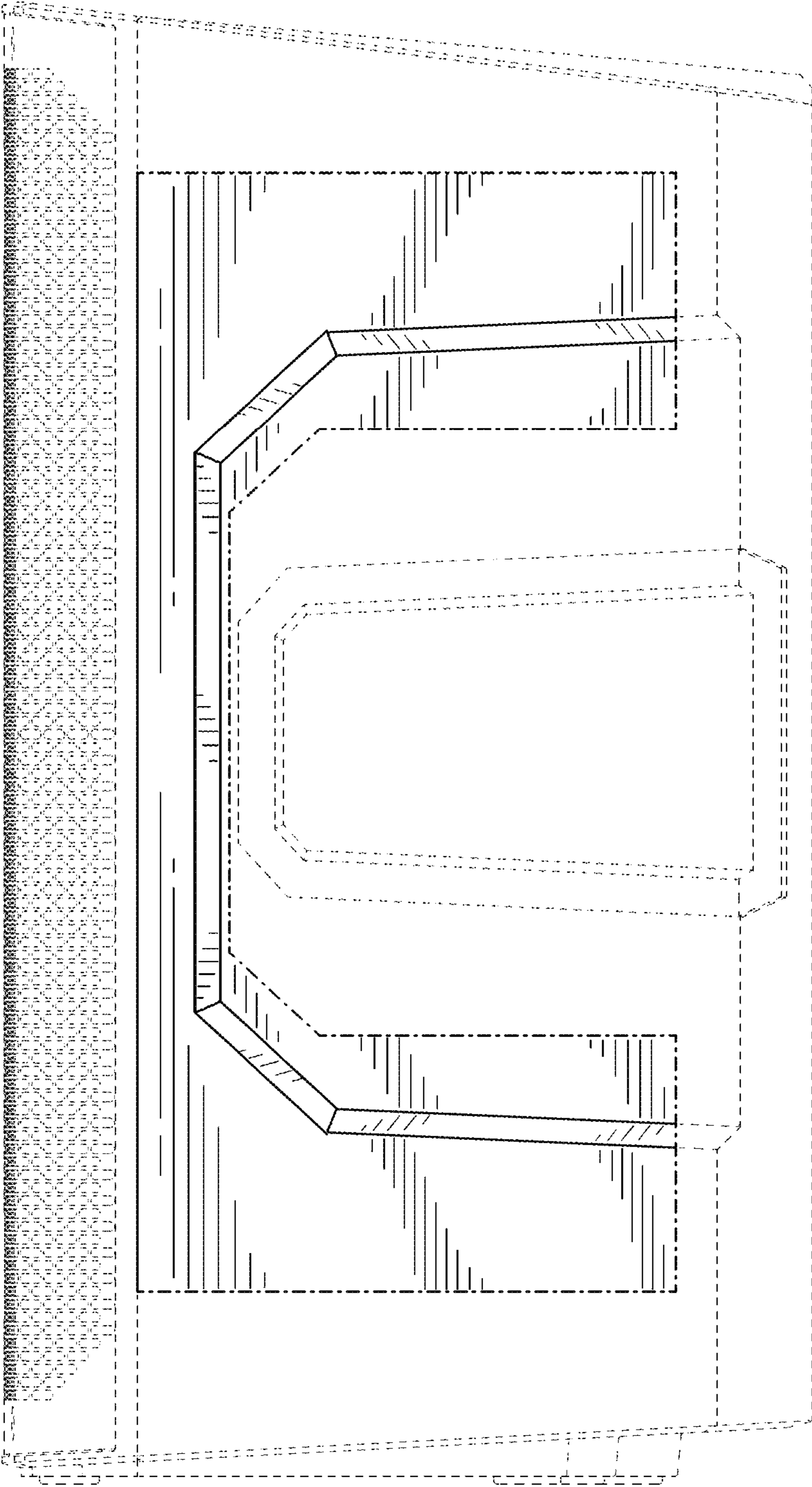


FIG. 8

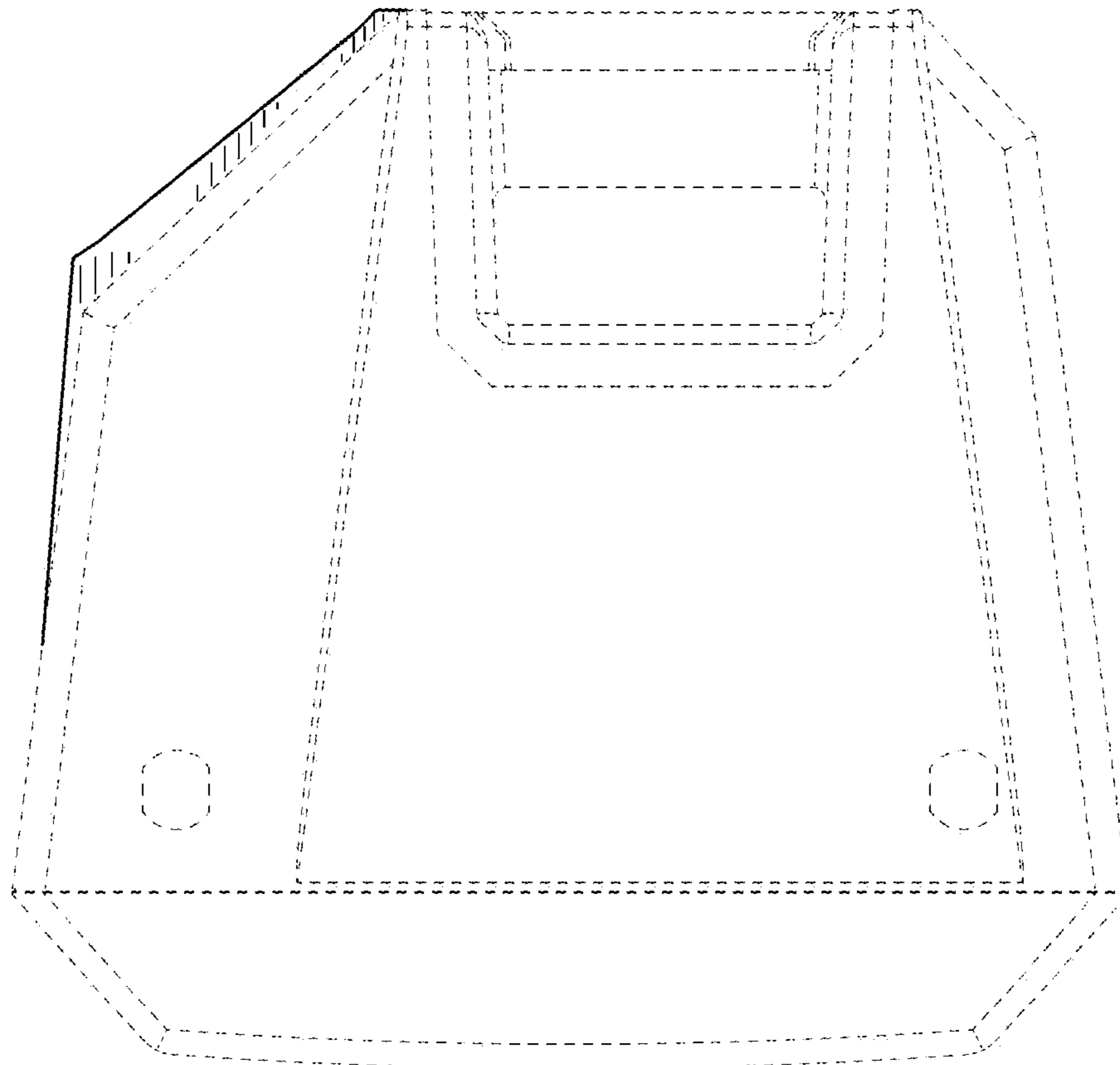


FIG. 9

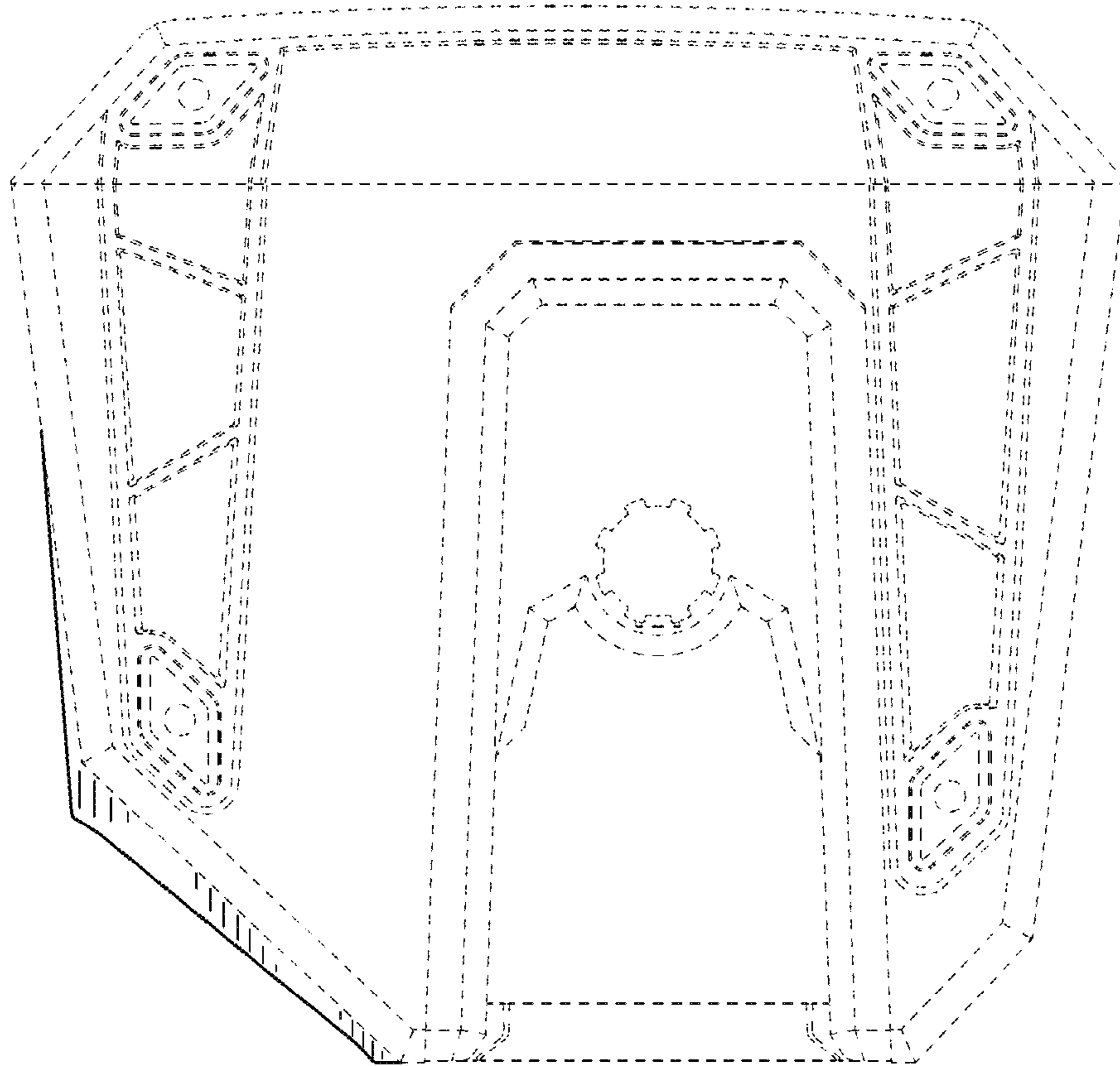


FIG. 10