



US00D837174S

(12) **United States Design Patent** (10) **Patent No.:** **US D837,174 S**
Choe et al. (45) **Date of Patent:** **** Jan. 1, 2019**

(54) **MOBILE PHONE**
(71) Applicant: **LG ELECTRONICS INC.**, Seoul (KR)
(72) Inventors: **Sharim Choe**, Seoul (KR); **Sanghyun Choi**, Seoul (KR)
(73) Assignee: **LG ELECTRONICS INC.**, Seoul (KR)
(**) Term: **15 Years**
(21) Appl. No.: **29/581,198**
(22) Filed: **Oct. 17, 2016**
(30) **Foreign Application Priority Data**
Apr. 18, 2016 (KR) 30-2016-0018310
(51) **LOC (11) Cl.** **14-03**
(52) **U.S. Cl.**
USPC **D14/138 G**
(58) **Field of Classification Search**
USPC D14/138 G, 138 AD, 248, 138 R,
D14/138 AC, 247, 137, 341-347
CPC H04M 1/0202; H04M 1/0235; H04M
1/0237; H04M 1/0239; H04M 1/0266;
H04M 1/0268; H04M 1/027; H04M
1/0295
See application file for complete search history.

(56) **References Cited**
U.S. PATENT DOCUMENTS
D581,384 S * 11/2008 Kim D14/138 AD
D592,628 S * 5/2009 Kim D14/138 AD
D627,782 S * 11/2010 Ichise D14/346
D639,763 S * 6/2011 Kim D14/138 G
D645,441 S * 9/2011 Choe D14/138 G
D661,277 S * 6/2012 Kim D14/138 G
D676,400 S * 2/2013 Kitamura D14/138 G
D681,591 S * 5/2013 Sung D14/138 G

D687,404 S * 8/2013 Yoshimura D14/138 G
D687,795 S * 8/2013 Kim D14/138 AD
D697,493 S * 1/2014 Park D14/138 G
D701,192 S * 3/2014 Park D14/138 G
D706,234 S * 6/2014 Park D14/138 G
D731,453 S * 6/2015 Park D14/138 G
D740,247 S * 10/2015 Park D14/138 G
(Continued)

OTHER PUBLICATIONS

Huawei Ascend D quad, announced Feb. 2012, [online], [retrieved on Mar. 15, 2012]. Retrieved from Internet ,<URL: http://www.gsmarena.com>.*

(Continued)

Primary Examiner — Bridget L Eland
(74) *Attorney, Agent, or Firm* — Birch, Stewart, Kolasch & Birch, LLP

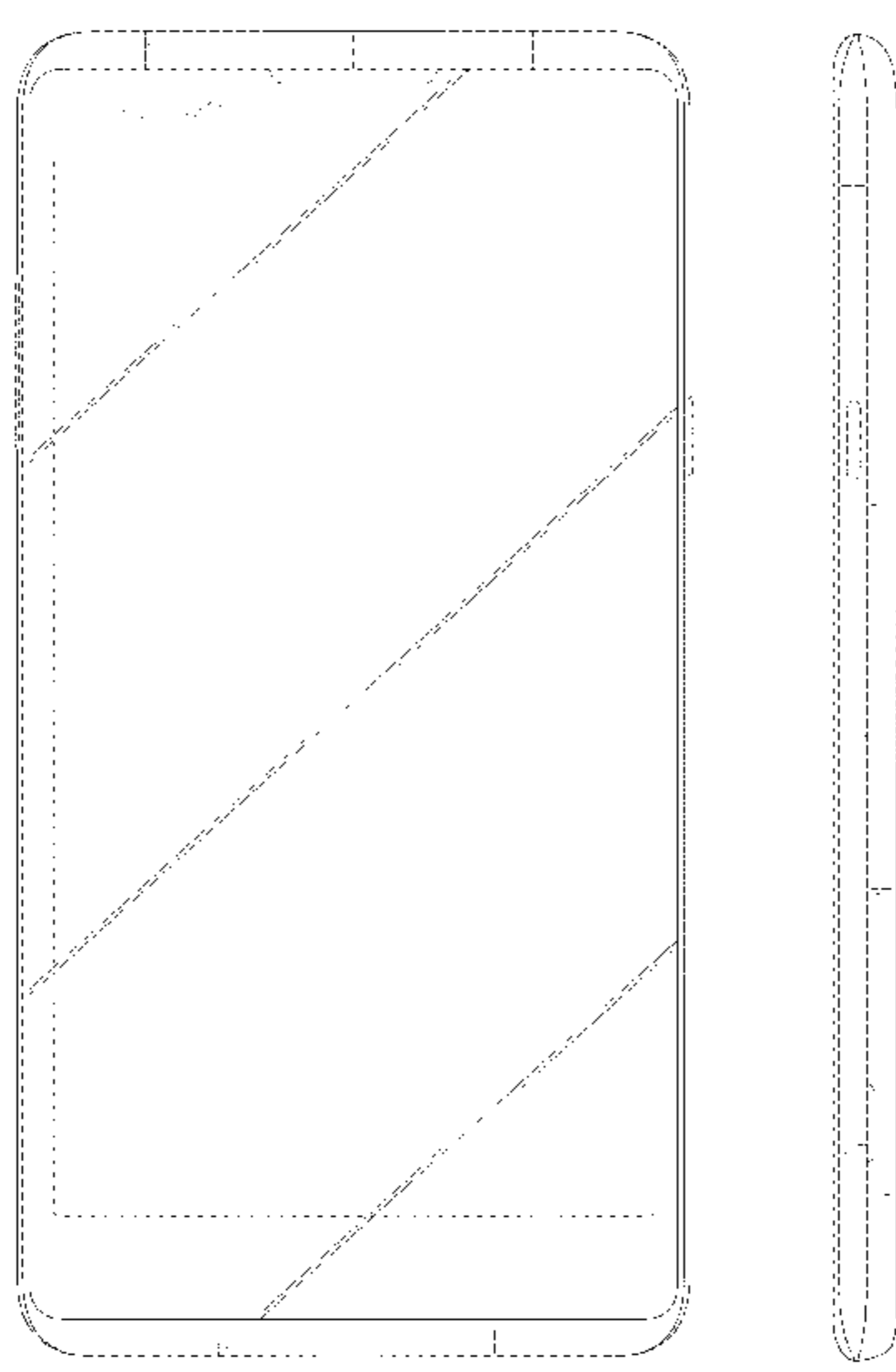
(57) **CLAIM**

The ornamental design for a mobile phone, as shown and described.

DESCRIPTION

FIG. 1 is a front perspective view of a mobile phone showing our new design;
FIG. 2 is a front view thereof;
FIG. 3 is a rear view thereof;
FIG. 4 is a left side view thereof;
FIG. 5 is a right side view thereof;
FIG. 6 is a top plan view thereof;
FIG. 7 is a bottom plan view thereof; and,
FIG. 8 is a rear perspective view thereof.
The consistently shown broken lines immediately adjacent to the claim, encompassing unshaded regions, represent the bounds of the claimed design while all other broken lines are directed to environment and are for illustrative purposes only; the broken lines form no part of the claimed design.

1 Claim, 7 Drawing Sheets



(56)

References Cited

U.S. PATENT DOCUMENTS

D743,366 S * 11/2015 Ryu D14/138 G
D746,245 S * 12/2015 Ryu D14/138 G
D766,201 S * 9/2016 Zhang D14/138 G
D783,557 S * 4/2017 Lee D14/138 G
D803,176 S * 11/2017 Cho D14/138 G
D807,853 S * 1/2018 Oh D14/138 G
D813,186 S * 3/2018 Lee D14/138 G
D817,912 S * 5/2018 Choi D14/138 G
D820,833 S * 6/2018 Kim D14/341
D820,836 S * 6/2018 Kim D14/341
2012/0238334 A1 * 9/2012 Murayama H04M 1/0237
455/575.4

OTHER PUBLICATIONS

Huawei Fusion 2 U8665, announced Oct. 2012, [online], [retrieved on Nov. 19, 2012]. Retrieved from Internet ,<URL: <http://www.gsmarena.com>>.*

* cited by examiner

FIG. 1

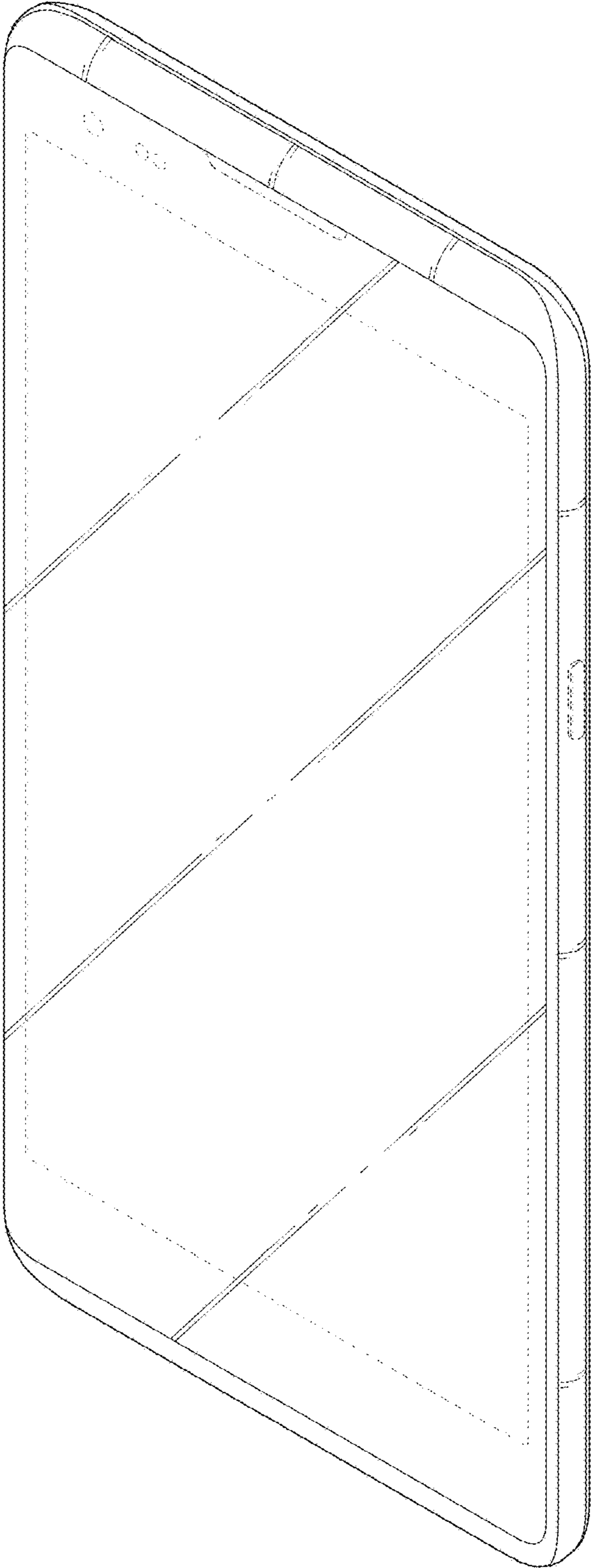


FIG. 2




FIG. 3




FIG. 4




FIG. 5



FIG. 6

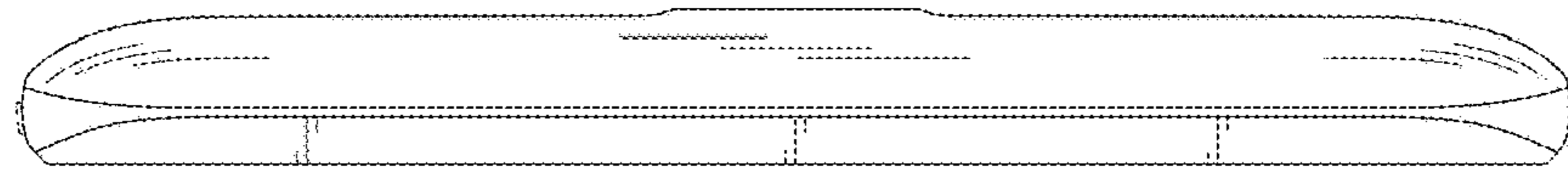


FIG. 7

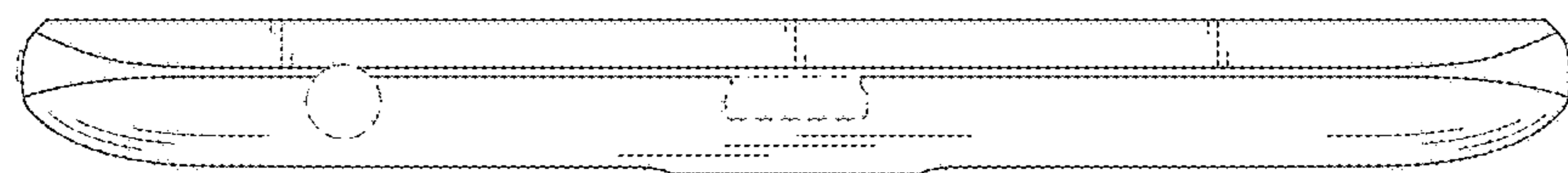


FIG. 8

