



US00D837171S

(12) **United States Design Patent** (10) **Patent No.:** **US D837,171 S**
Vasoya et al. (45) **Date of Patent:** **** Jan. 1, 2019**

(54) **CIRCUIT BOARD HAVING ARRANGEMENTS OF LIGHT-EMITTING DIODES**
(71) Applicant: **Adura LED Solutions LLC**, Corona, CA (US)
(72) Inventors: **Kalu K. Vasoya**, Corona, CA (US); **Abdullah Aslami**, Corona, CA (US)
(73) Assignee: **Adura LED Solutions LLC**, Corona, CA (US)
(**) Term: **15 Years**
(21) Appl. No.: **29/646,677**
(22) Filed: **May 7, 2018**
(51) **LOC (11) Cl.** **13-03**
(52) **U.S. Cl.**
USPC **D13/182**
(58) **Field of Classification Search**
USPC D13/182; 361/748, 752, 760, 761, 807, 361/808, 809; 174/250, 253, 255; 363/144, 147
CPC H05K 3/30; H05K 3/301; H05K 3/284; H05K 1/18; H05K 1/181; H05K 1/182; H05K 1/183; H05K 1/185; H05K 1/00; H05K 7/1417; H05K 7/02; H05K 7/12; H05K 7/06; H01L 2924/14
See application file for complete search history.

(56) **References Cited**
U.S. PATENT DOCUMENTS
3,072,734 A * 1/1963 Fox H02B 1/043 174/254
D255,351 S * 6/1980 Pettijohn D13/182
D292,698 S * 11/1987 DeVita D13/182
D430,856 S * 9/2000 Wilkerson D13/182
D432,095 S * 10/2000 Seeger D13/182

D462,334 S * 9/2002 Fukasawa D13/182
D471,166 S * 3/2003 Oshio D13/182
D476,960 S * 7/2003 Fukasawa D13/182
D476,961 S * 7/2003 Horiuchi D13/182
D477,580 S * 7/2003 Kamada D13/182
D478,877 S * 8/2003 Hoshiba D13/182
D478,879 S * 8/2003 Imai D13/182
D487,254 S * 3/2004 Suenaga D13/182
D488,137 S * 4/2004 Kamada D13/182
D490,387 S * 5/2004 Yagi D13/182
D506,732 S * 6/2005 Wang D13/180
D508,681 S * 8/2005 Enderlein D13/182
D511,328 S * 11/2005 Wang D13/180
D525,213 S * 7/2006 Enderlein D13/182
D639,756 S * 6/2011 Greene, Jr. D13/182
D642,546 S * 8/2011 Greene, Jr. D13/182
D647,072 S * 10/2011 Bentley D13/182
D665,518 S 8/2012 Takahashi
D669,603 S 10/2012 Miyashita
D691,101 S * 10/2013 Ishizawa D13/182
D713,362 S 9/2014 Sinai

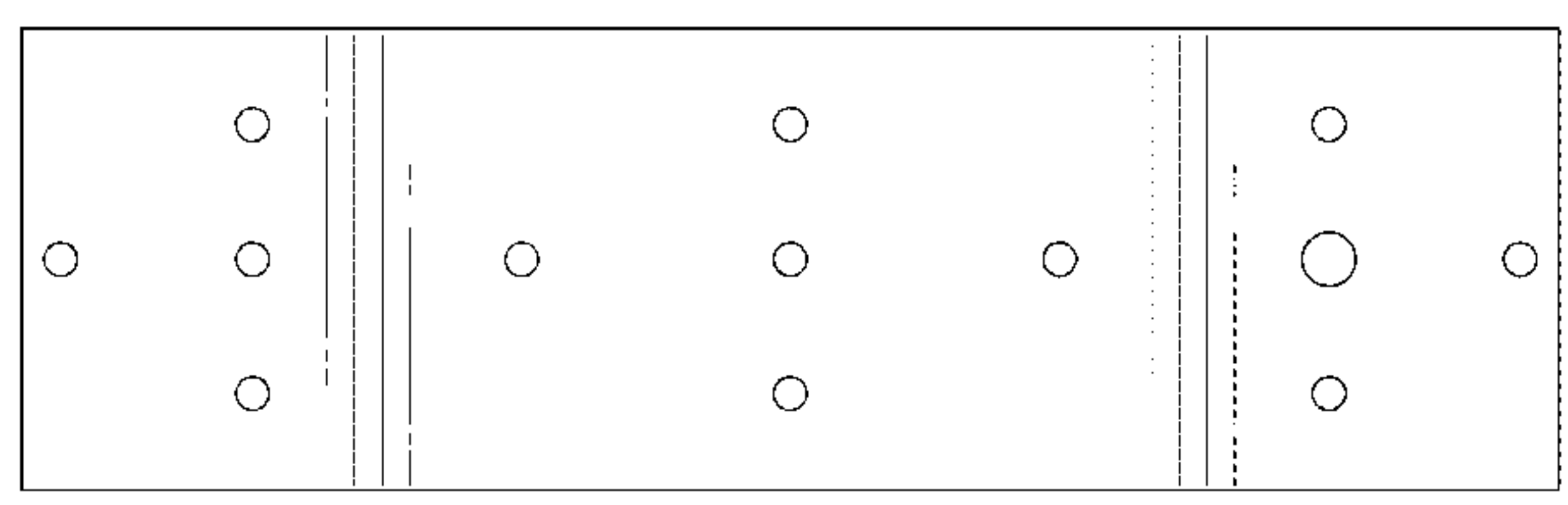
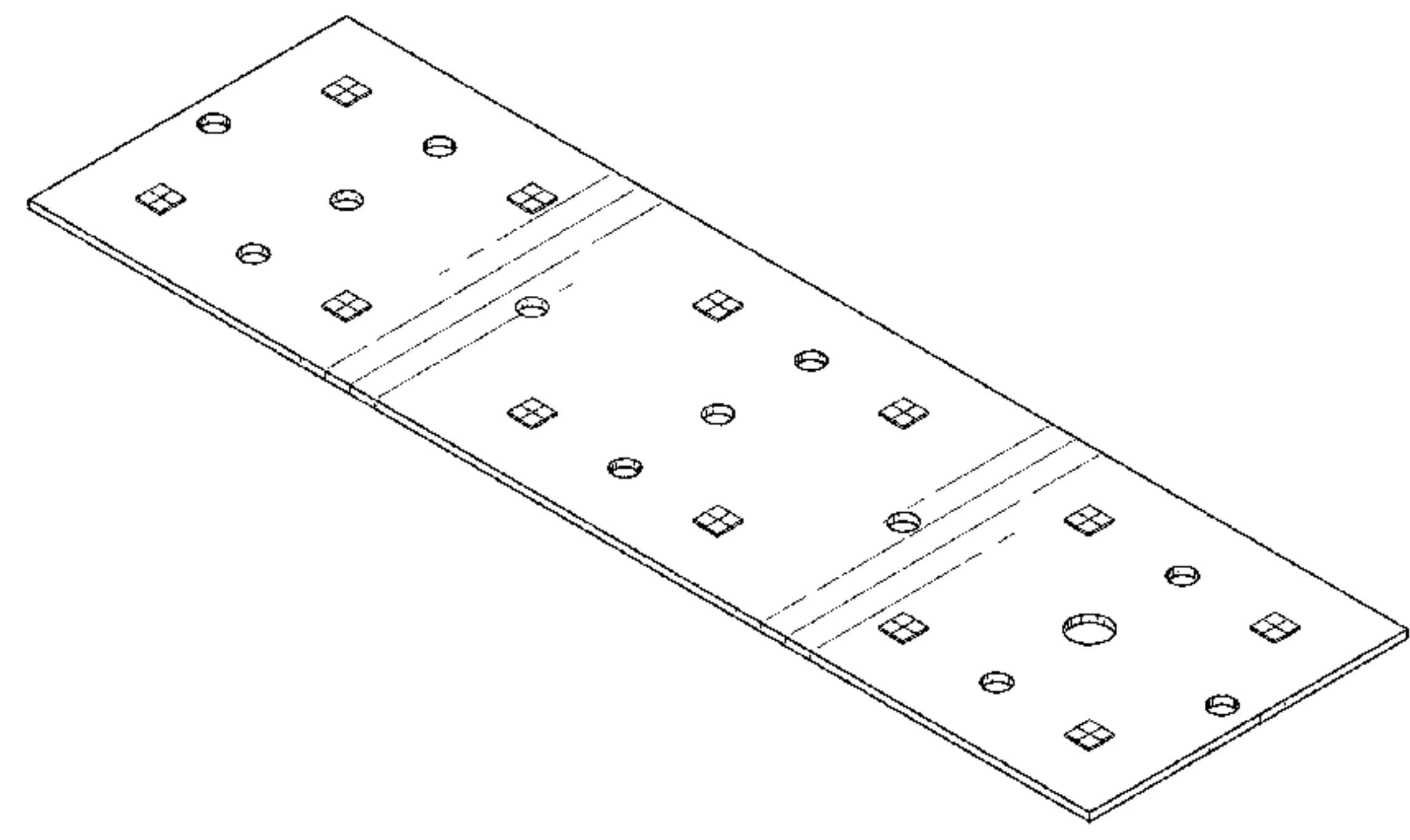
(Continued)

Primary Examiner — Elizabeth J Oswecki
(74) *Attorney, Agent, or Firm* — Mitchell Law PLLC; Matthew W. Mitchell

(57) **CLAIM**
The ornamental design for a circuit board having arrangements of light-emitting diodes, as shown and described.

DESCRIPTION
FIG. 1 is a front isometric view of a circuit board having arrangements of light emitting diodes showing our new design;
FIG. 2 is a top view thereof;
FIG. 3 is a bottom view thereof;
FIG. 4 is a front side view thereof, the left side view being a mirror image thereof; and,
FIG. 5 is a right side view thereof, the left side view being a mirror image thereof.

1 Claim, 4 Drawing Sheets



(56)

References Cited

U.S. PATENT DOCUMENTS

D747,008 S	1/2016	Kim	
D751,998 S	3/2016	Hochman	
D774,474 S	12/2016	Li	
D794,586 S *	8/2017	Takahashi	D13/182
D797,066 S	9/2017	Zhang	
D799,438 S *	10/2017	Takahashi	D13/182
D804,437 S *	12/2017	Kantor	D13/182

* cited by examiner

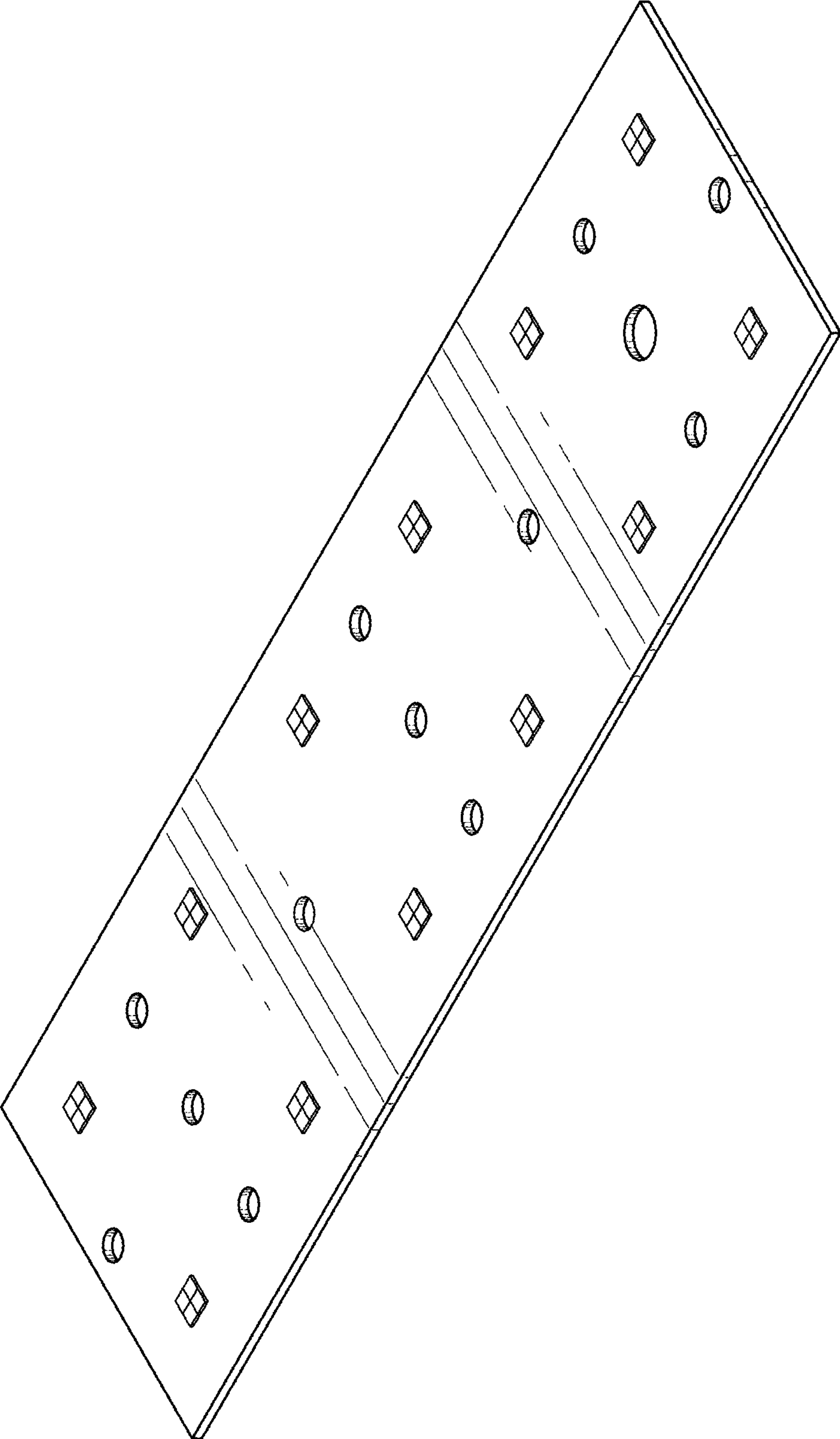


FIG. 1




FIG. 2

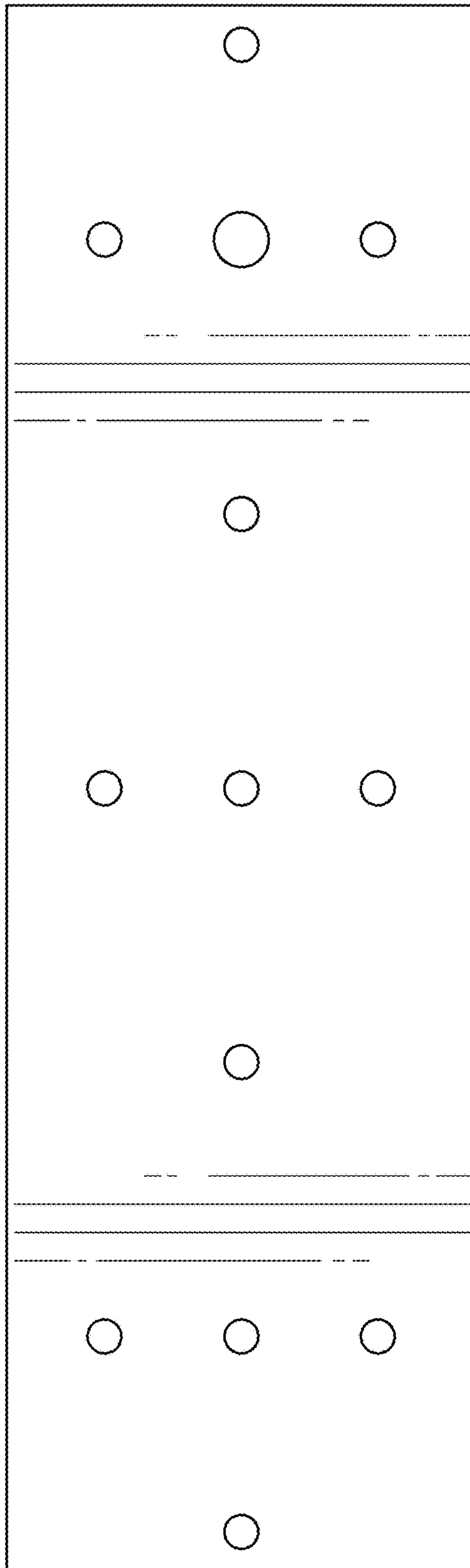


FIG. 3




FIG. 4




FIG. 5