

US00D837145S

(12) **United States Design Patent** (10) **Patent No.:** **US D837,145 S**  
**Nam et al.** (45) **Date of Patent:** **\*\* Jan. 1, 2019**

(54) **CHARGING HOLDER FOR VACUUM CLEANER**

5,344,331 A \* 9/1994 Hoffman ..... B60L 11/1818  
439/138  
5,686,811 A \* 11/1997 Bushong ..... H02J 7/0042  
320/110  
D642,521 S \* 8/2011 Markowitz ..... D13/108  
D654,860 S \* 2/2012 Holthusen ..... D13/107  
D659,090 S \* 5/2012 deRoo ..... D13/107  
D694,179 S \* 11/2013 Zeppetbauer ..... D13/107  
D709,828 S \* 7/2014 Fiaschetti ..... D13/108  
D731,414 S \* 6/2015 Chin-Ho Kim ..... D13/107  
D778,818 S \* 2/2017 Bruining ..... D13/107  
D782,412 S \* 3/2017 Kim ..... D13/108  
D790,456 S \* 6/2017 Aiello ..... D13/107  
D790,457 S \* 6/2017 Vargas ..... D13/108

(71) Applicant: **LG ELECTRONICS INC.**, Seoul (KR)

(72) Inventors: **Bohyun Nam**, Seoul (KR); **Jinju Kim**, Seoul (KR); **Namhee Kim**, Seoul (KR); **Sehwan Bae**, Seoul (KR)

(73) Assignee: **LG ELECTRONICS INC.**, Seoul (KR)

(\*\*) Term: **15 Years**

(21) Appl. No.: **35/502,617**

(22) Filed: **Sep. 12, 2016**

(80) **Hague Agreement Data**

Int. Filing Date: **Sep. 12, 2016**  
Int. Reg. No.: **DM/092679**  
Int. Reg. Date: **Sep. 12, 2016**  
Int. Reg. Pub. Date: **Mar. 17, 2017**

(30) **Foreign Application Priority Data**

Apr. 1, 2016 (KR) ..... 30-2016-0015441

(51) **LOC (11) Cl.** ..... **13-02**

(52) **U.S. Cl.**  
USPC ..... **D13/107**

(58) **Field of Classification Search**  
USPC ..... D13/107, 108-110, 102; 439/138;  
320/110  
CPC ..... H02J 7/0013; H02J 7/0042; A47L 5/42;  
B60L 11/1818  
See application file for complete search history.

(56) **References Cited**

**U.S. PATENT DOCUMENTS**

4,591,777 A \* 5/1986 McCarty ..... H02J 7/0013  
15/DIG. 1  
4,670,701 A \* 6/1987 Sako ..... A47L 5/24  
15/DIG. 1

*Primary Examiner* — Rhea Shields

(74) *Attorney, Agent, or Firm* — Birch, Stewart, Kolasch & Birch, LLP

(Continued)

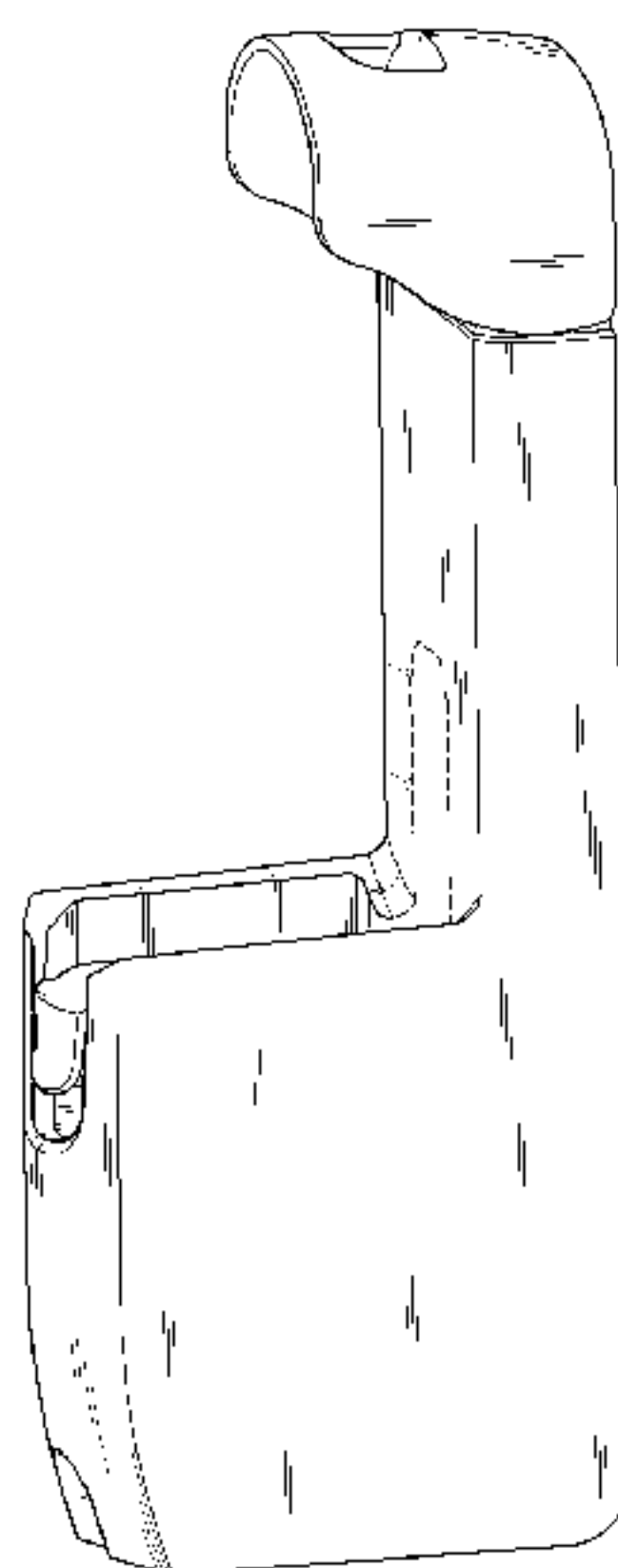
(57) **CLAIM**

The ornamental design for a charging holder for vacuum cleaner, as shown and described.

**DESCRIPTION**

1. Charging holder for vacuum cleaner  
1.1 is a side perspective view;  
1.2 is a front view;  
1.3 is a rear view;  
1.4 is a side view;  
1.5 is a side view;  
1.6 is a top view;  
1.7 is a bottom view; and  
1.8 is another perspective view shown in an environment.  
The broken line showing in figures 1.1-1.3 and 1.7 is included for the purpose of illustrating portions of the charging holder for vacuum cleaner and forms no part of the claimed design. The broken line showing in figure 1.8 is included for the purpose of illustrating environment and forms no part of the claimed design.

**1 Claim, 7 Drawing Sheets**



(56)

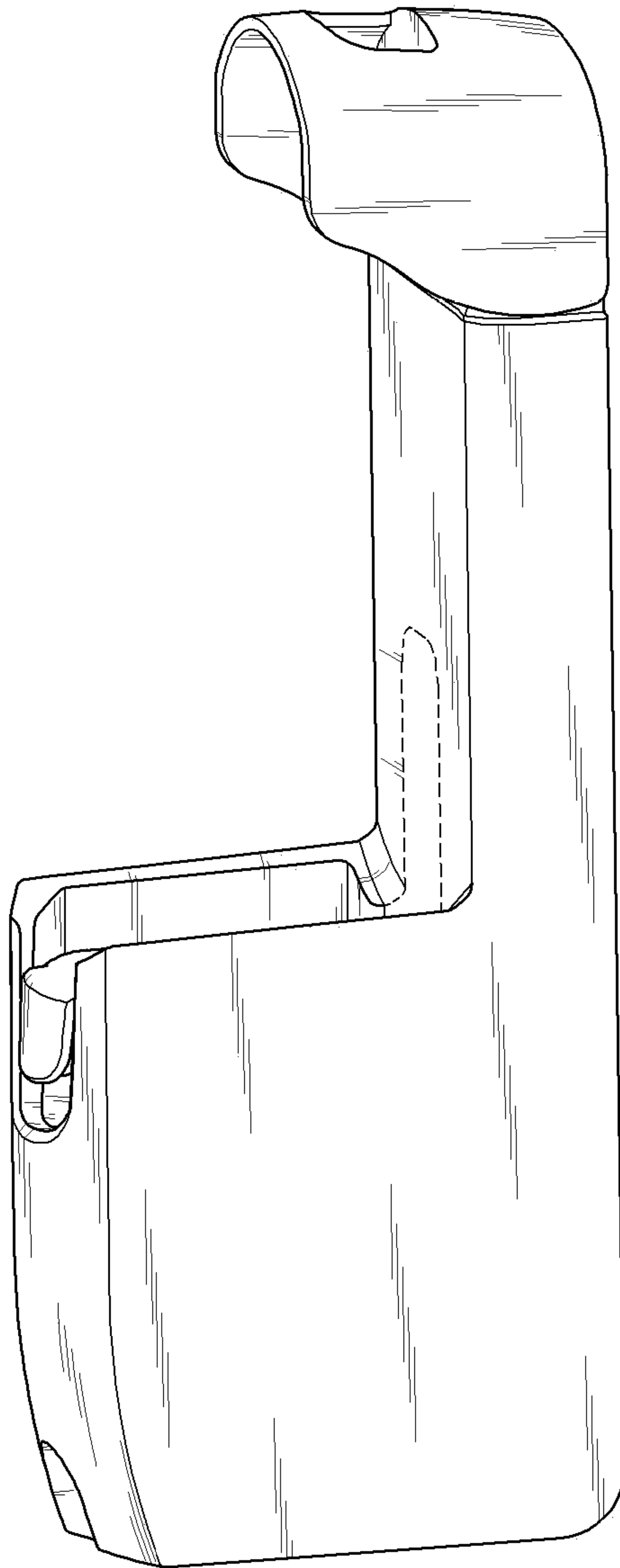
**References Cited**

U.S. PATENT DOCUMENTS

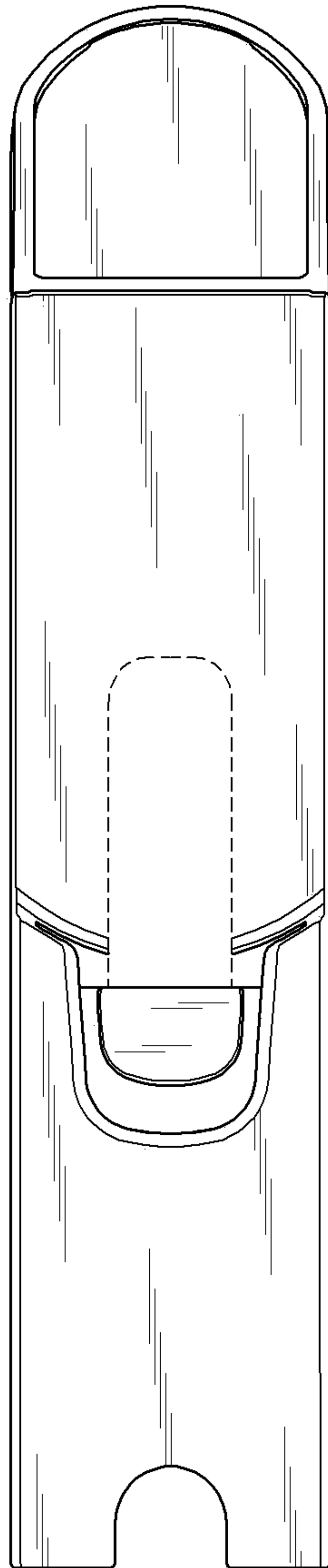
D794,558 S	*	8/2017	Zhou .....	D13/108
D795,189 S	*	8/2017	Skurdal .....	D13/108
D797,658 S	*	9/2017	Feller .....	D13/102
D806,022 S	*	12/2017	Waring .....	D13/107
D806,024 S	*	12/2017	Swen .....	D13/108

\* cited by examiner

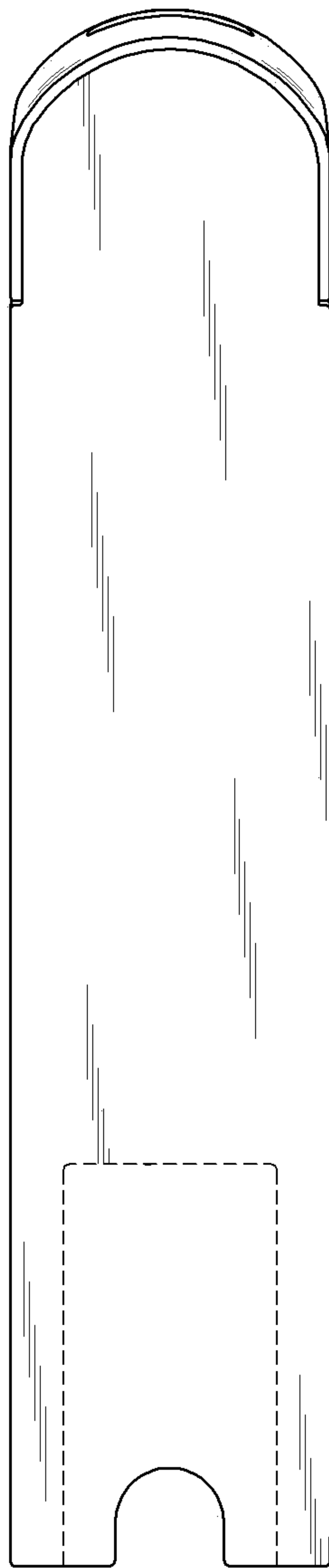
*1.1*



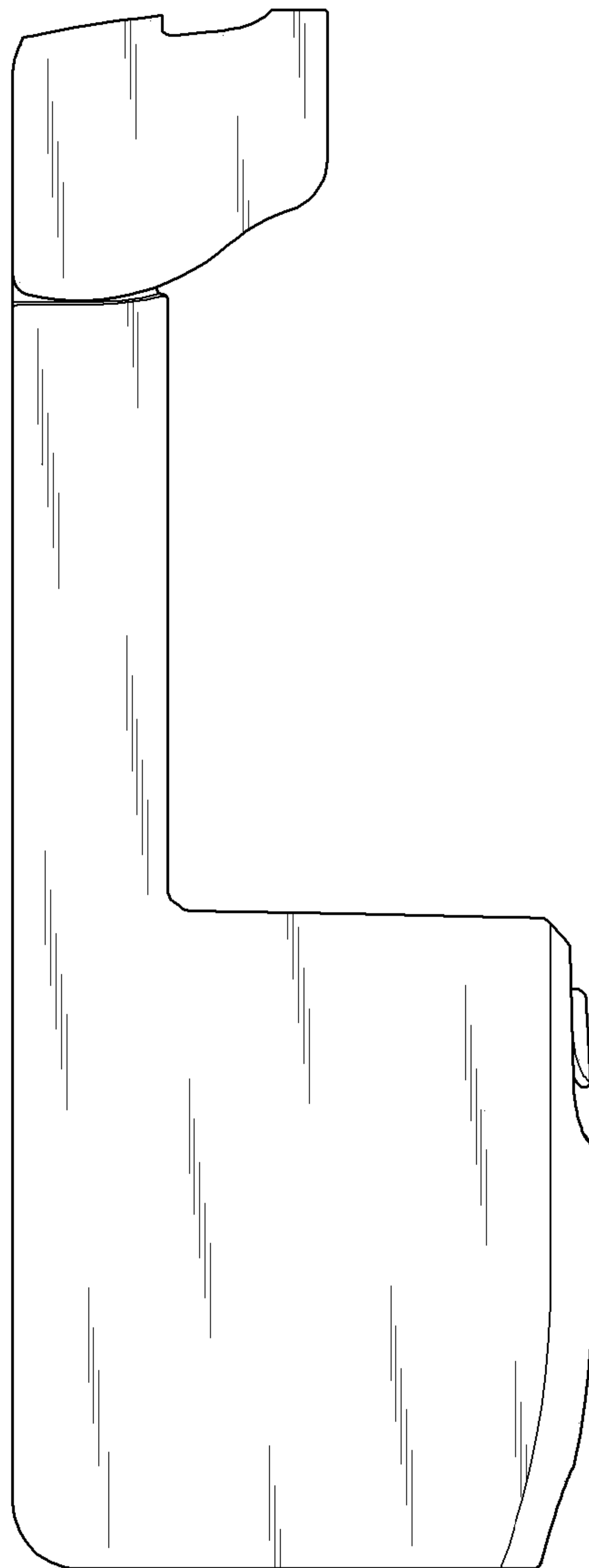
*1.2*



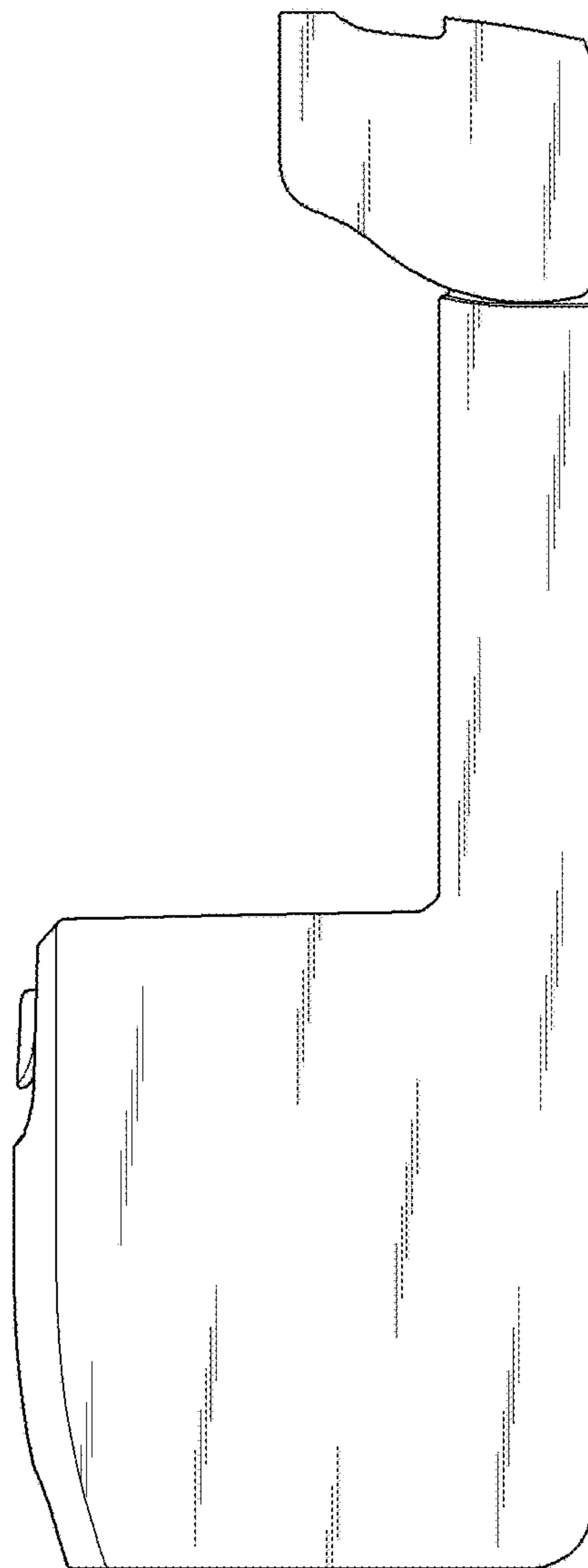
*1.3*



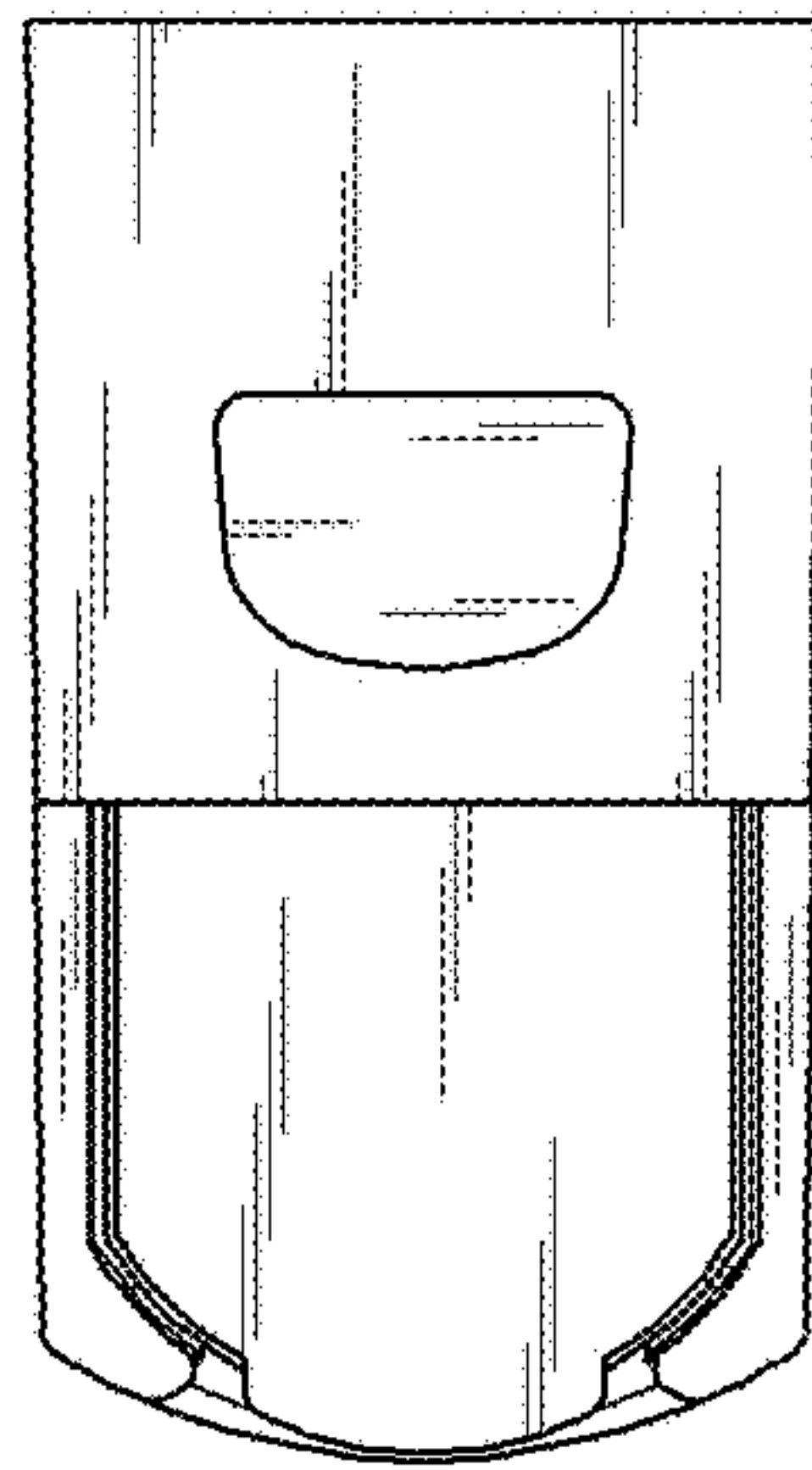
*1.4*



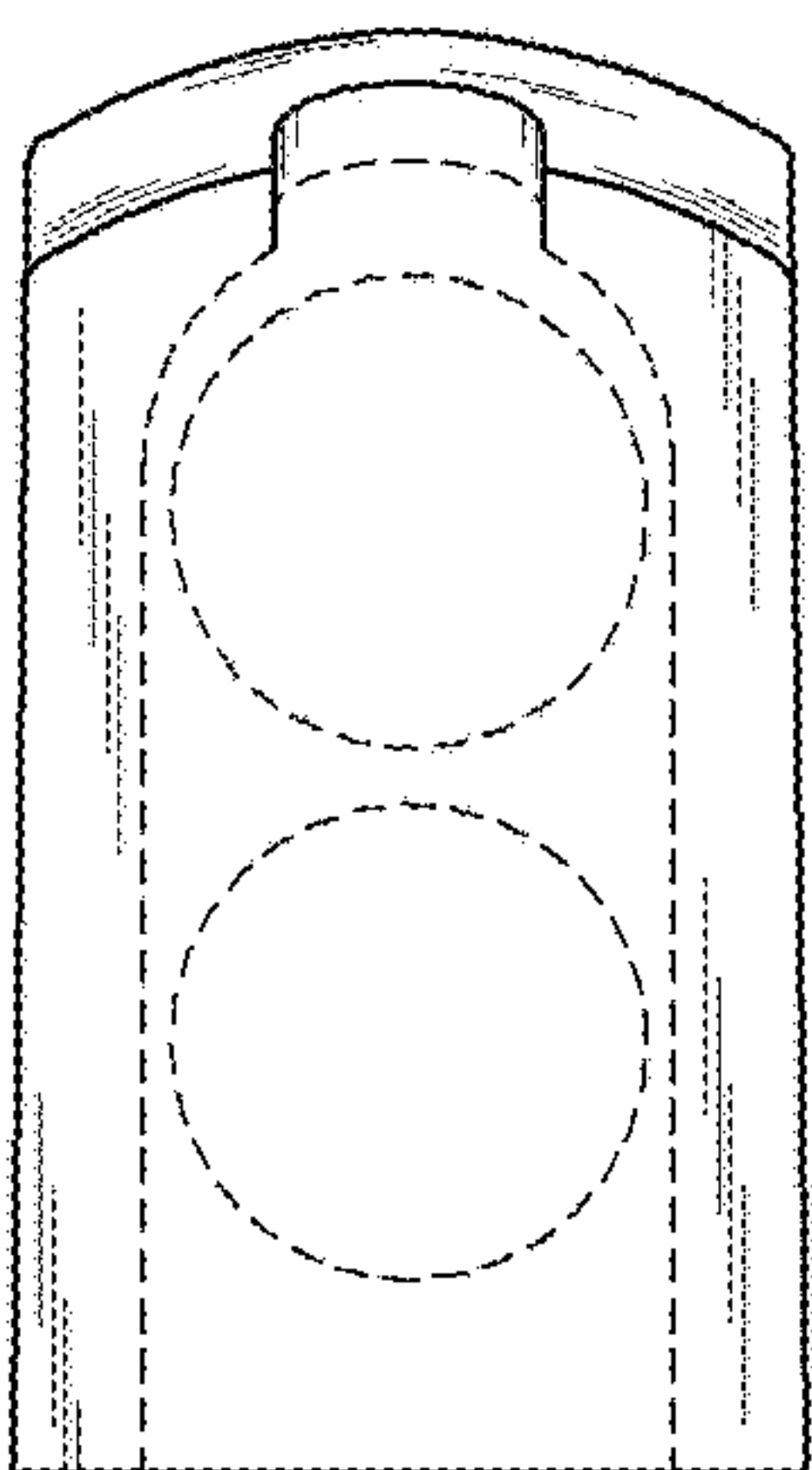
*1.5*



*1.6*



*1.7*





1.8

