



US00D837136S

(12) **United States Design Patent**  
**Muller et al.**

(10) **Patent No.:** **US D837,136 S**  
(45) **Date of Patent:** **\*\* Jan. 1, 2019**

(54) **TIRE**

FOREIGN PATENT DOCUMENTS

(71) Applicant: **The Goodyear Tire & Rubber Company, Akron, OH (US)**

CN 303394985 9/2015  
JP 1002983 S 2/1998  
(Continued)

(72) Inventors: **Philippe Joseph Auguste Muller, Champlon (BE); Jung Wan Cho, Hudson, OH (US); Sebastien Penin, Schieren (LU); William Urbano Villamizar, Mersch (LU); Franck Tuccella, Lexy (FR)**

OTHER PUBLICATIONS

Japanese Search Report received by Applicant on May 22, 2018.  
(Continued)

(73) Assignee: **The Goodyear Tire & Rubber Company, Akron, OH (US)**

*Primary Examiner* — Robert M. Spear  
(74) *Attorney, Agent, or Firm* — Robert N. Lipsik

(\*\*) Term: **15 Years**

(57) **CLAIM**

The ornamental design for a tire, as shown and described.

(21) Appl. No.: **29/614,234**

**DESCRIPTION**

(22) Filed: **Aug. 17, 2017**

(51) **LOC (11) Cl.** ..... **12-15**

(52) **U.S. Cl.**  
USPC ..... **D12/600**

(58) **Field of Classification Search**  
USPC ..... D12/594, 595, 600, 601  
CPC ..... B60C 11/0306; B60C 11/04  
See application file for complete search history.

FIG. 1 is a perspective view of a tire showing our new design, it being understood that the pattern repeats uniformly throughout the circumference of the tread;  
FIG. 2 is a front elevational view thereof;  
FIG. 3 is a right side elevational view thereof; the left side elevational view being identical thereto;  
FIG. 4 is an enlarged fragmentary front elevational view thereof;  
FIG. 5 is a perspective view of a second embodiment of a tire showing our new design, it being understood that the interior of the tire forms no part of the claim, that the pattern repeats uniformly throughout the circumference of the tread and that the opposite side view is identical thereto; and,  
FIG. 6 is a front elevational view of a second embodiment, it being understood that an enlarged fragmentary view thereof would be substantially identical to that shown in FIG. 4, with the exception of the inclusion of the sidewall in the claim.

(56) **References Cited**

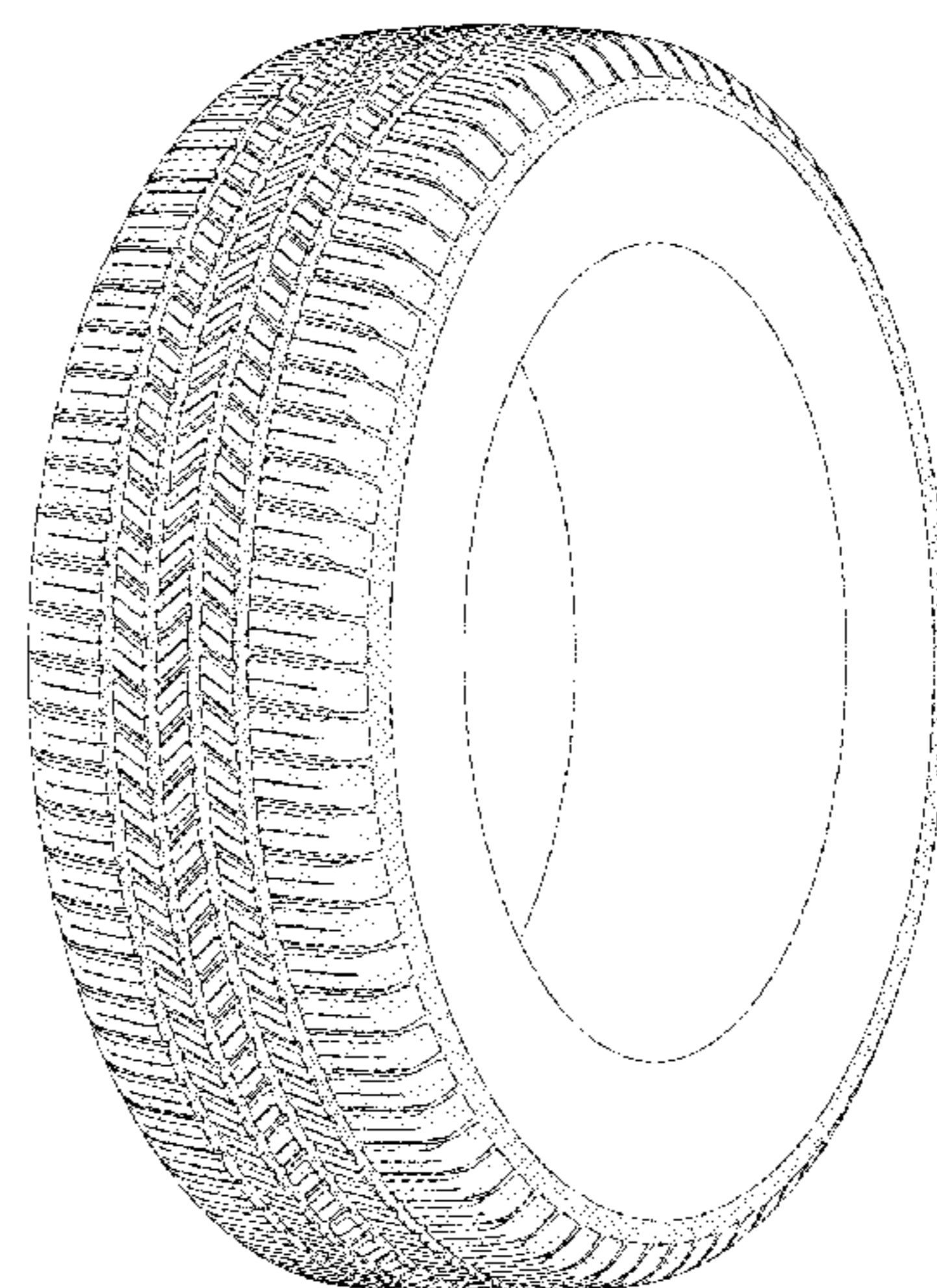

U.S. PATENT DOCUMENTS

D365,053 S	*	12/1995	White	.....	D12/594
D384,312 S	*	9/1997	Powell	.....	D12/601
D390,519 S	*	2/1998	White	.....	D12/601
D402,240 S	*	12/1998	Hubbell, Jr.	.....	D12/594
D419,115 S		1/2000	Weber et al.	.....	D12/146
D419,928 S		2/2000	Blankenship	.....	D12/147
D421,584 S	*	3/2000	Lovell	.....	D12/600

(Continued)

In the drawings, the broken lines immediately adjacent to the outer edges of the tire shoulder represent boundaries of the claim, and the broken lines depict environmental subject matter only and form no part of the claimed design.

**1 Claim, 6 Drawing Sheets**



(56)

References Cited

U.S. PATENT DOCUMENTS

D422,246 S 4/2000 Fierro et al.  
 D426,178 S 6/2000 Weber et al. .... D12/146  
 D449,024 S 10/2001 Lovell  
 D458,897 S 6/2002 Weber et al. .... D12/588  
 D560,600 S 1/2008 Dixon et al. .... D12/588  
 D586,733 S 2/2009 Shinohara ..... D12/588  
 D593,936 S 6/2009 Maxwell ..... D12/587  
 D614,120 S 4/2010 Marella et al.  
 D619,958 S 7/2010 Maxwell ..... D12/586  
 D631,001 S \* 1/2011 Hughes ..... D12/601  
 D649,109 S \* 11/2011 Harris ..... D12/601  
 D662,458 S \* 6/2012 De Benedittis ..... D12/595  
 D668,208 S \* 10/2012 Brown ..... D12/588  
 D668,601 S 10/2012 Brown, IV et al.  
 D673,899 S \* 1/2013 Uphouse ..... D12/600  
 D674,743 S \* 1/2013 Uphouse ..... D12/600  
 D712,343 S 9/2014 Wakishima ..... D12/588  
 D713,325 S 9/2014 Maxwell et al. .... D12/521  
 D713,330 S 9/2014 Tomida et al. .... D12/588  
 D728,463 S 5/2015 Lindner et al. .... D12/588  
 D736,697 S 8/2015 Leocadio et al. .... D12/601  
 D737,754 S 9/2015 Bourel et al. .... D12/594  
 D751,495 S \* 3/2016 Flynn ..... D12/600  
 D755,117 S \* 5/2016 Sareen ..... D12/595  
 D756,295 S 5/2016 Pingnat et al. .... D12/588

D758,957 S 6/2016 Korlyama ..... D12/588  
 D761,196 S 7/2016 Dixon et al. .... D12/601  
 D780,678 S \* 3/2017 Maxwell ..... D12/595  
 D782,968 S \* 4/2017 Schimmoeller, Jr. .... D12/594  
 D792,839 S \* 7/2017 Maxwell ..... D12/595  
 D812,551 S \* 3/2018 Stanley ..... D12/601  
 D822,588 S \* 7/2018 Skurich ..... D12/600

FOREIGN PATENT DOCUMENTS

JP 1283701 S 10/2006  
 JP 1322277 2/2008  
 JP 1373918 S 11/2009  
 JP 1373114 S 2/2010  
 JP 1381711 S 3/2010  
 JP 1448563 S 8/2012  
 JP 1448776 S 8/2012  
 JP 1487936 S 1/2014  
 JP 1521172 S 4/2015  
 JP 1593967 S 12/2017

OTHER PUBLICATIONS

Continental Reifen Deutschland GmbH, RCD001624099-0001, Tyre Treads, Oct. 16, 2009, n/a, 12.15, Continental Aktiengesellsc, Hannover, CT.

\* cited by examiner

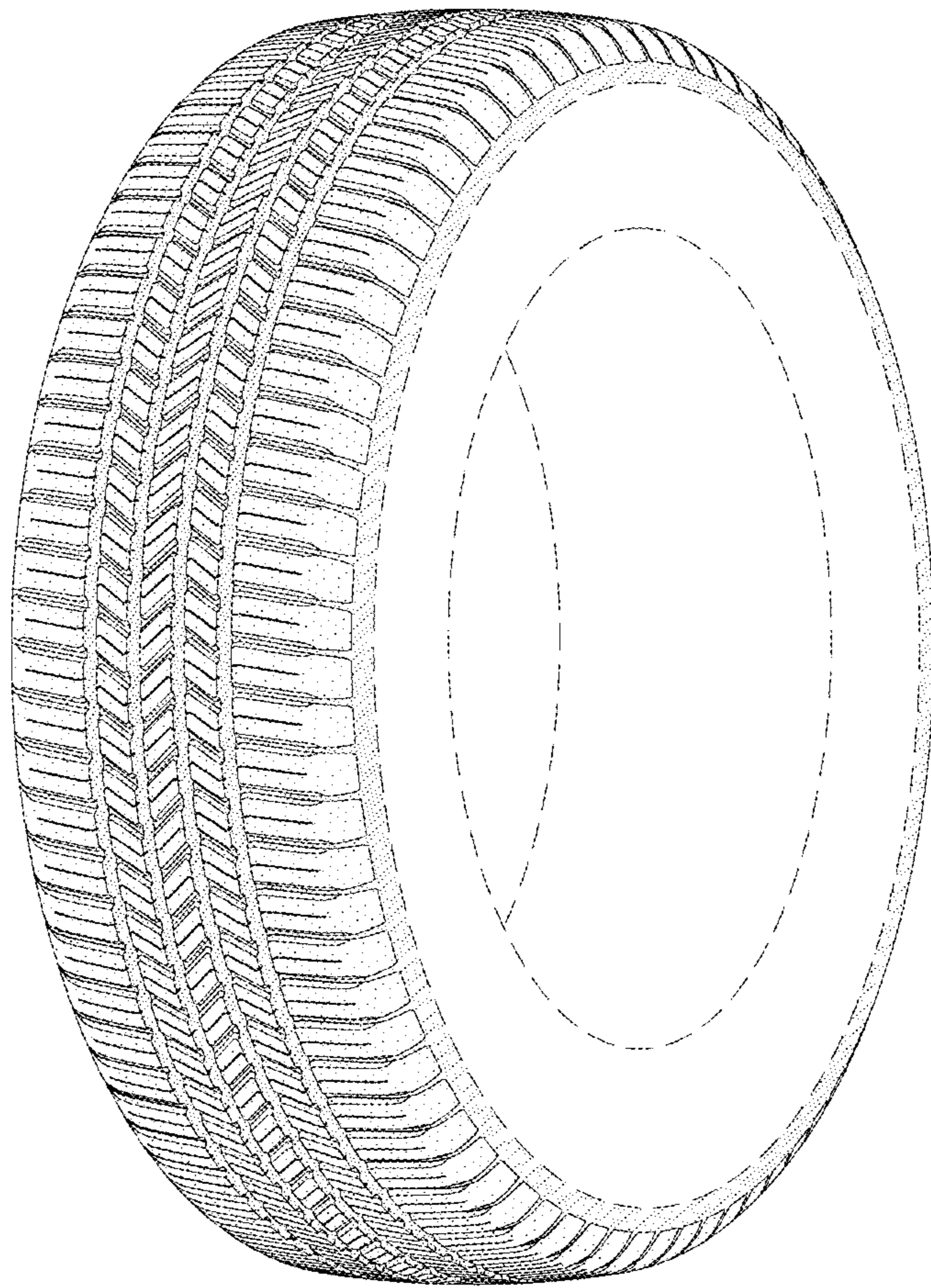


FIG. 1

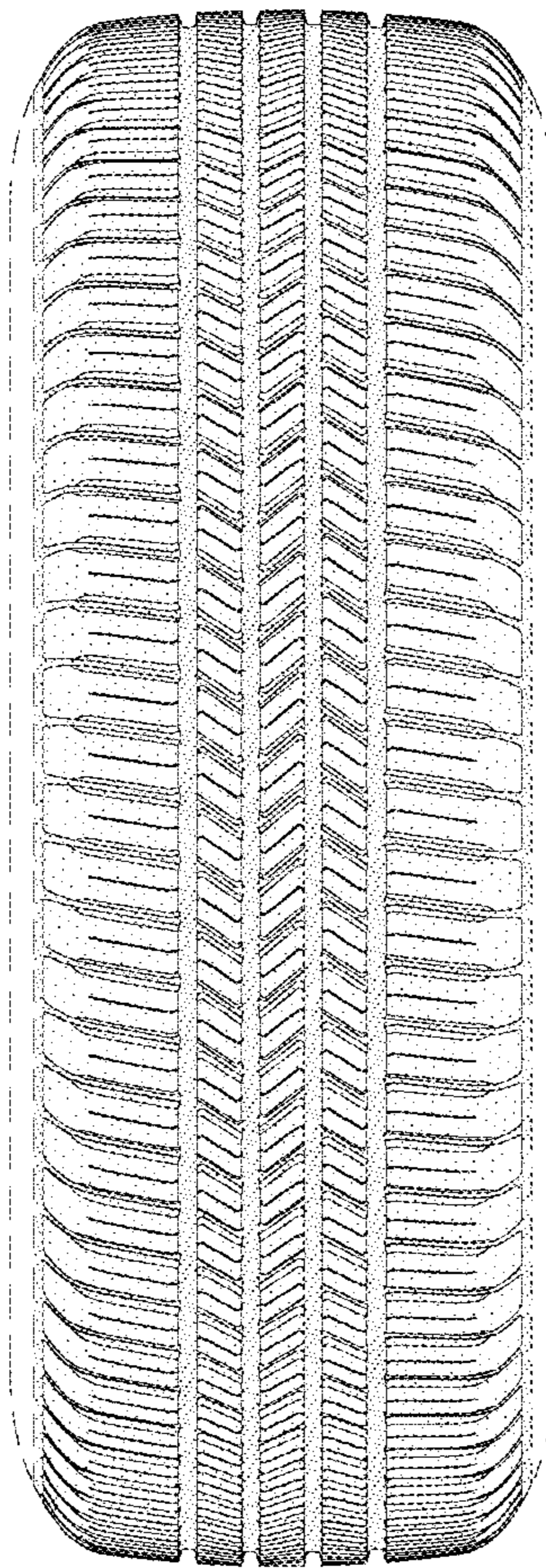


FIG. 2




FIG. 3

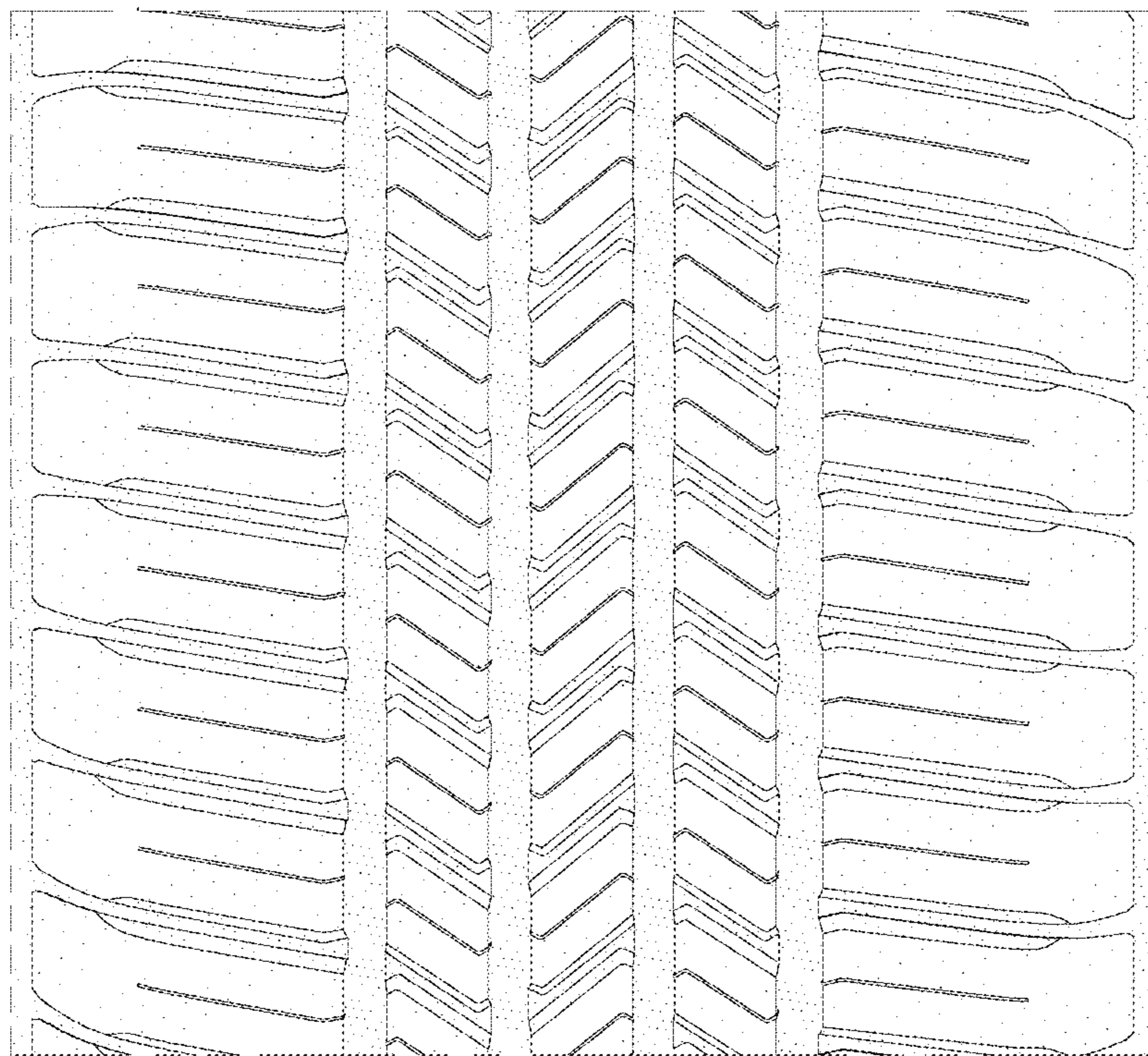


FIG. 4

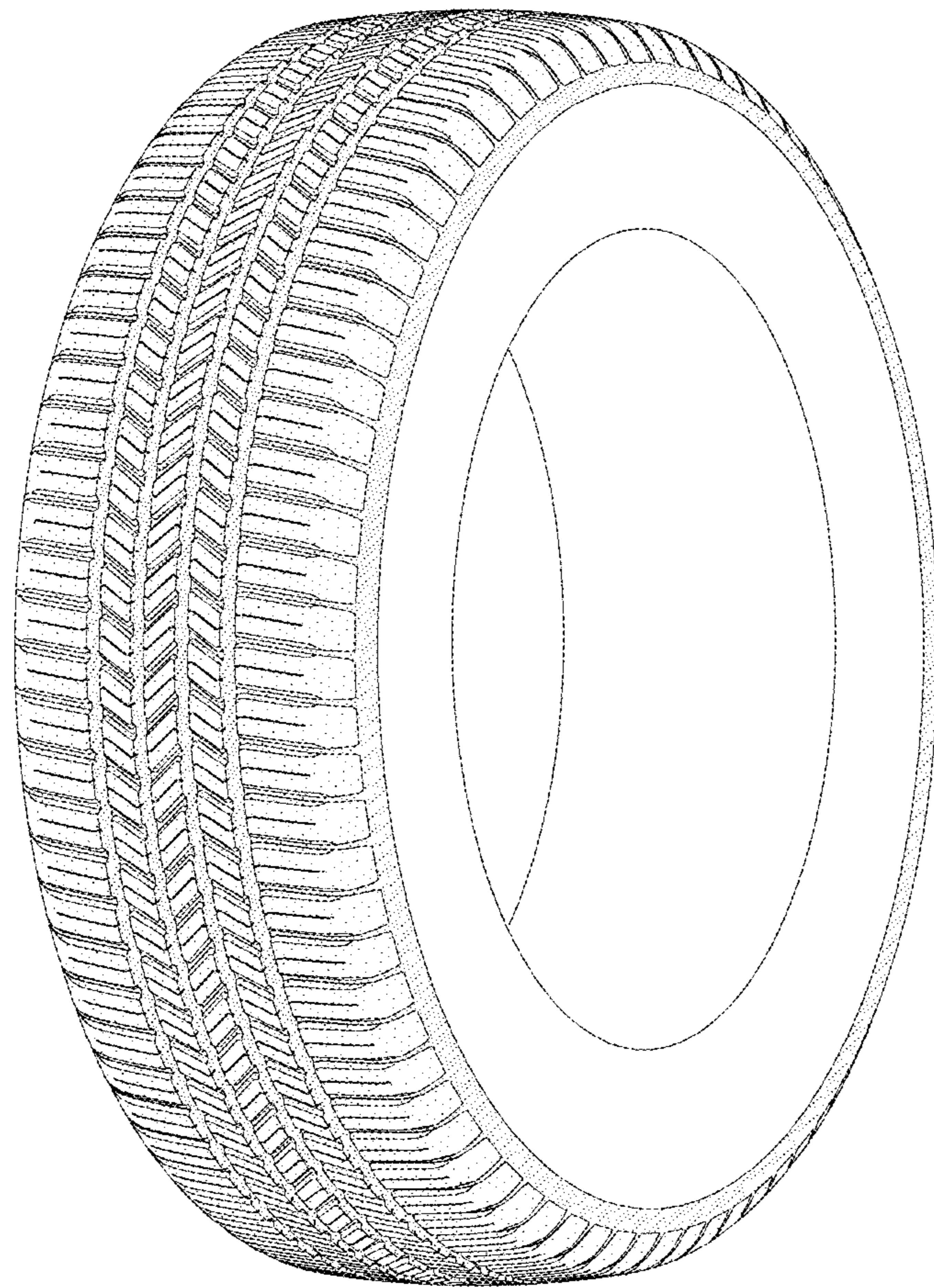


FIG. 5

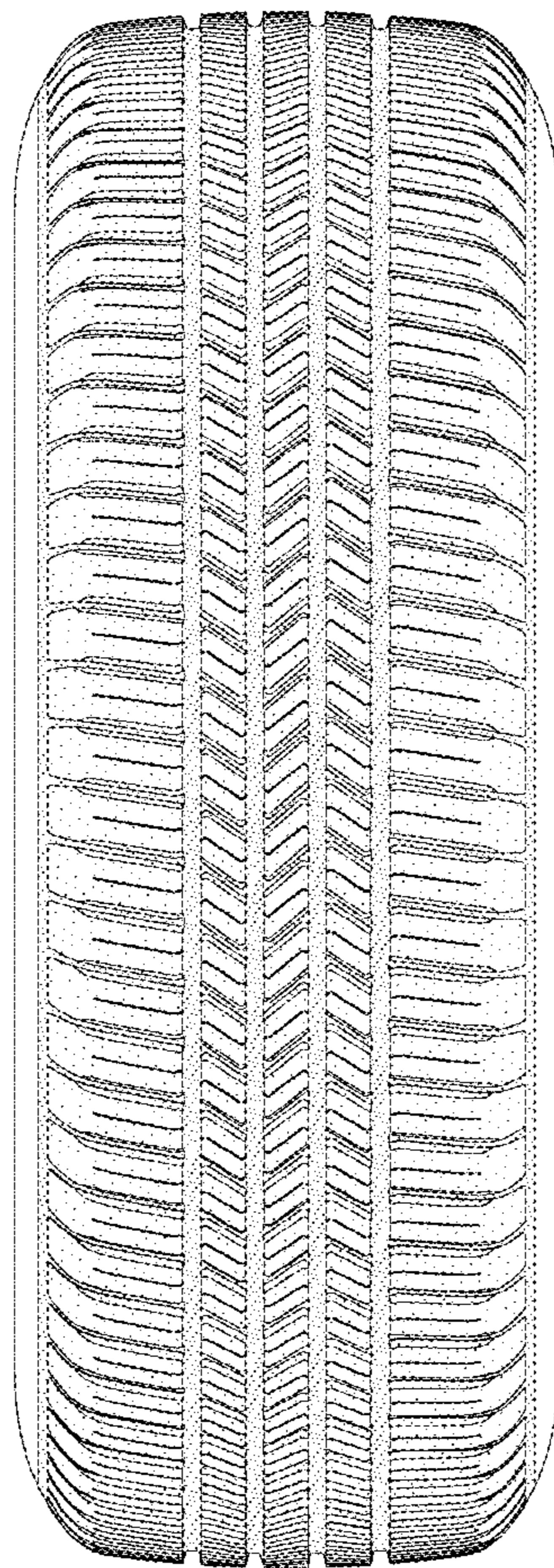


FIG. 6