



US00D837134S

(12) **United States Design Patent**  
**Zivkovic**

(10) **Patent No.:** **US D837,134 S**  
(45) **Date of Patent:** **\*\* Jan. 1, 2019**

(54) **TIRE TREAD**

(71) Applicant: **COMPAGNIE GENERALE DES  
ETABLISSEMENTS MICHELIN,**  
Clermont-Ferrand (FR)

(72) Inventor: **Tony Zivkovic,** Clermont-Ferrand (FR)

(73) Assignee: **Compagnie Generale Des  
Etablissements Michelin (FR)**

(\*\*) Term: **15 Years**

(21) Appl. No.: **29/612,459**

(22) Filed: **Aug. 1, 2017**

(30) **Foreign Application Priority Data**

Feb. 3, 2017 (FR) ..... 2017-0601

(51) **LOC (11) Cl.** ..... **12-15**

(52) **U.S. Cl.**  
USPC ..... **D12/566**

(58) **Field of Classification Search**

USPC ..... D12/533-567, 604

CPC ..... Y10T 152/10027; B60C 1/0016; B60C

11/0306; B60C 11/0302; B60C 3/06;

B60C 9/17; B60C 11/0311; B60C 11/04

See application file for complete search history.

(56) **References Cited**

**U.S. PATENT DOCUMENTS**

D316,239 S	4/1991	Tsuda et al.
D340,898 S	11/1993	Kuroda
D388,370 S	12/1997	Young et al.
D390,510 S	2/1998	Stone et al.
D397,647 S	9/1998	Young
D397,648 S	9/1998	Allen et al.
D402,240 S	12/1998	Hubbell, Jr.

D429,667 S	8/2000	Fierro et al.
D449,024 S	10/2001	Lovell et al.
D464,614 S	10/2002	Irimiya
D472,202 S	3/2003	Gillard
D484,092 S	12/2003	Okamoto
D488,123 S	4/2004	Ooyama
D489,036 S	4/2004	Irimiya
D531,115 S	10/2006	Ikeda
D584,217 S	1/2009	Scheuren
D591,224 S	4/2009	Ludwig et al.
D608,725 S	1/2010	Ohara
D610,076 S	2/2010	Tobino
D615,922 S	5/2010	Takano
D616,356 S	5/2010	Ohara
D635,915 S	4/2011	Hamada
D647,040 S	10/2011	Mathonet et al.
D652,369 S	1/2012	Lebreton

(Continued)

*Primary Examiner* — Brandon M Rosati

*Assistant Examiner* — John A Voytek

(74) *Attorney, Agent, or Firm* — Dickinson Wright PLLC

(57) **CLAIM**

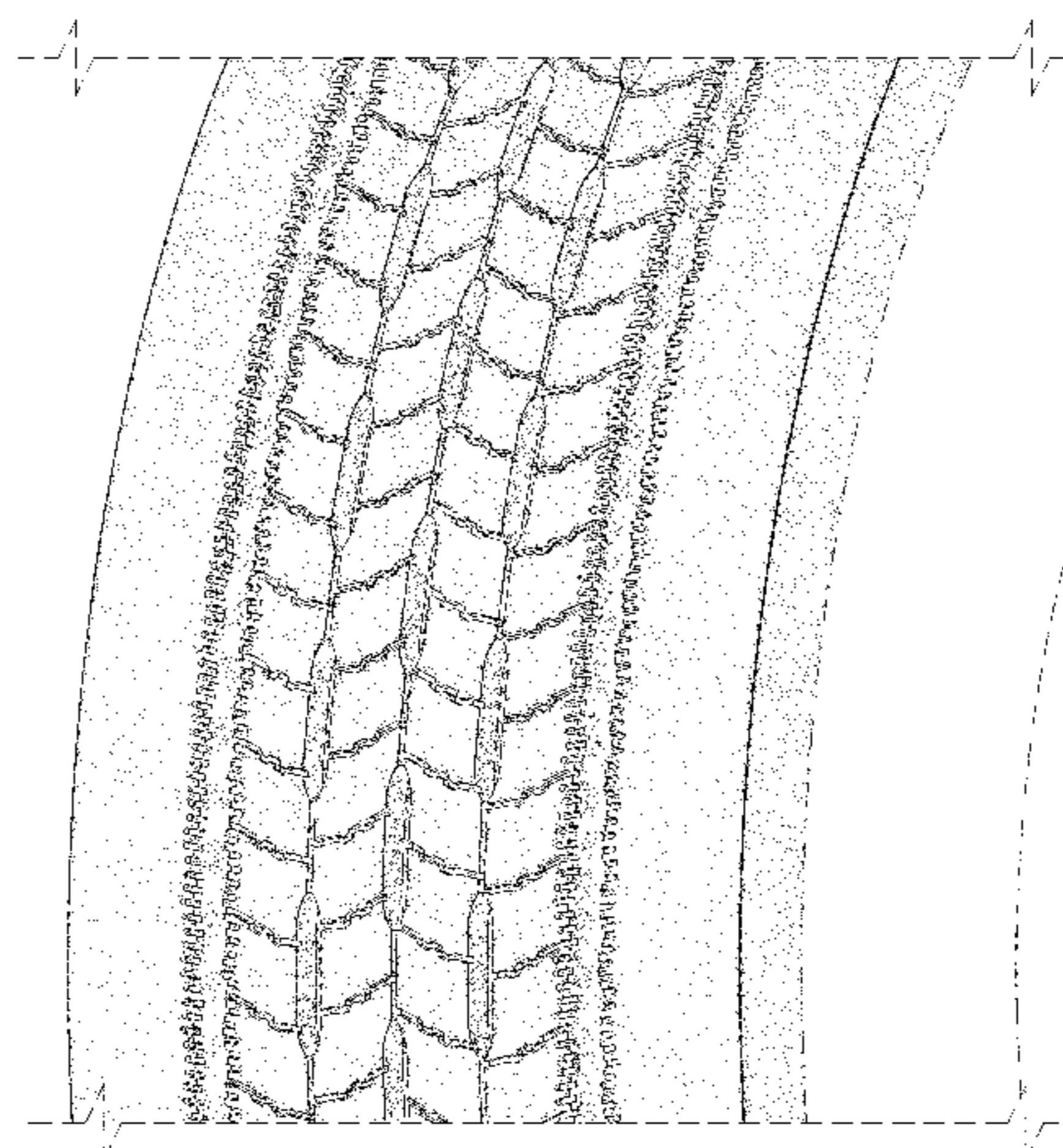
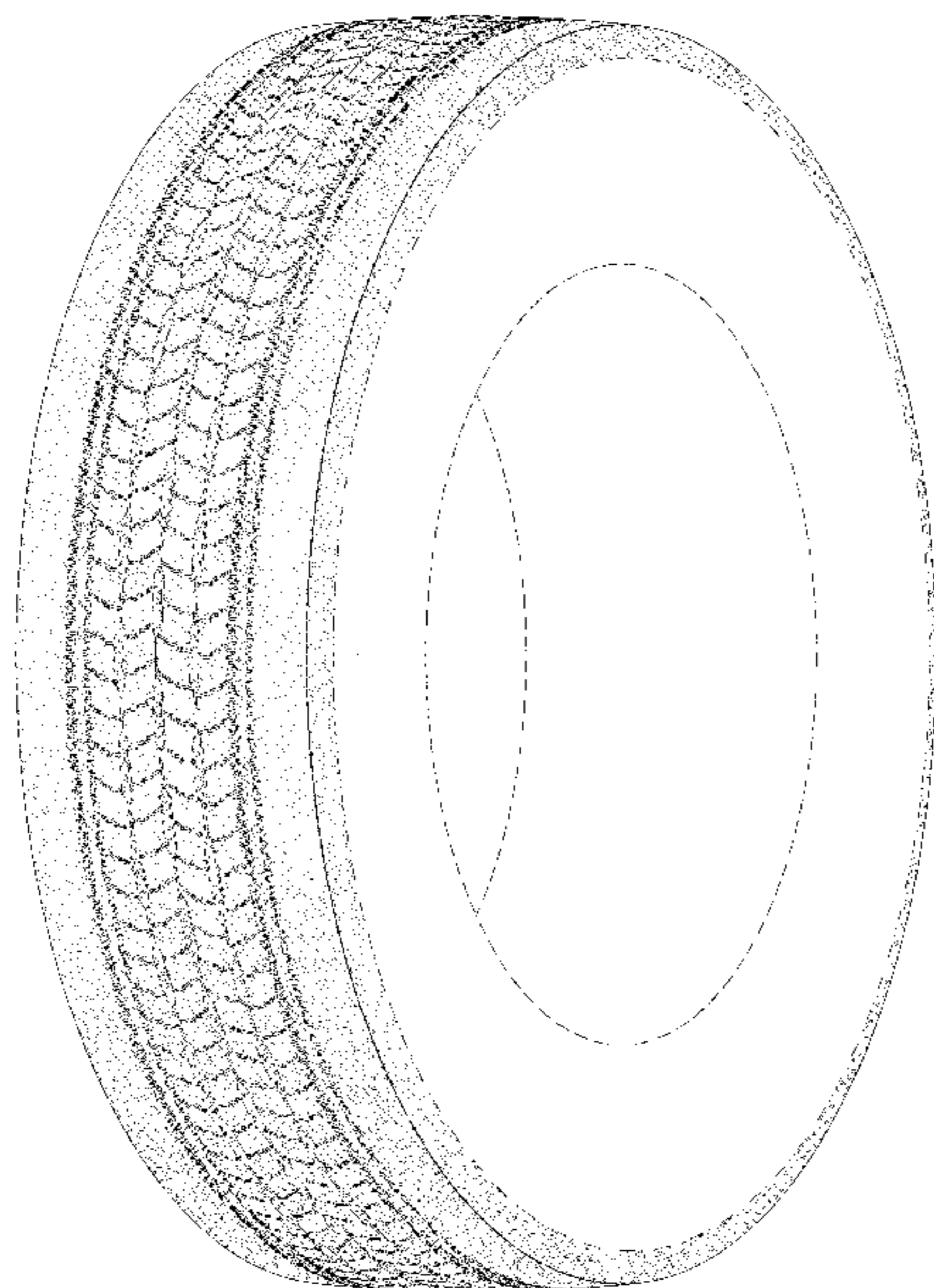
The ornamental design for a tire tread, as shown and described.

**DESCRIPTION**

FIG. 1 is a perspective view of the tire tread of my design; FIG. 2 is a front elevation view of the tire tread of my design; FIG. 3 is a side elevation view of the tire tread of my design; FIG. 4 is a side elevation view of the tire tread of my design, taken from the opposite side of that shown in FIG. 3; and, FIG. 5 is an enlarged, partial view of the tire tread of FIG. 1, as indicated by the break lines.

In the drawings, the broken line disclosure depicts environmental subject matter and forms no part of the claimed design. The dash-dot-dot-dash lines represent the peripheral boundary of the claim.

**1 Claim, 5 Drawing Sheets**



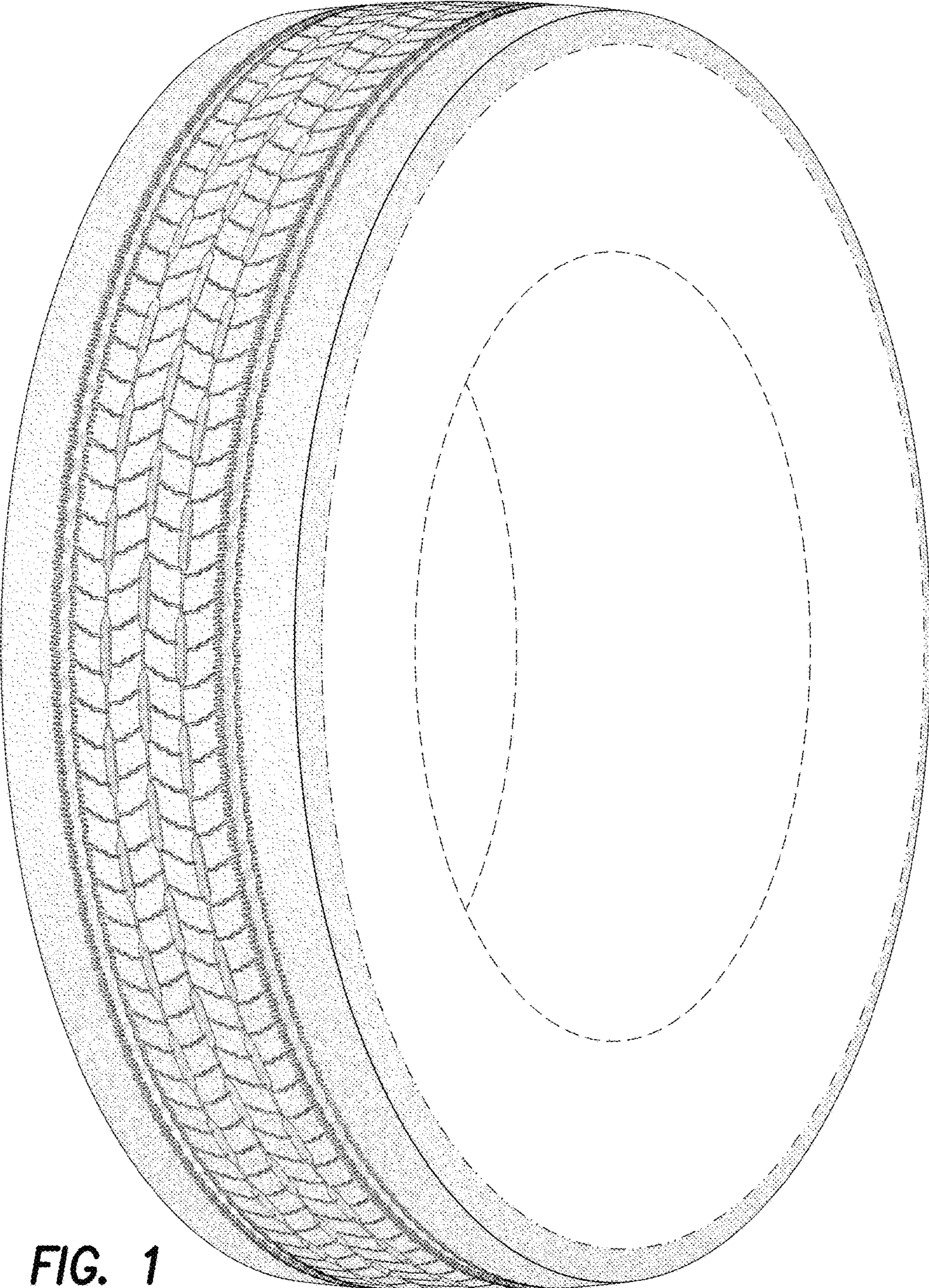
(56)

**References Cited**

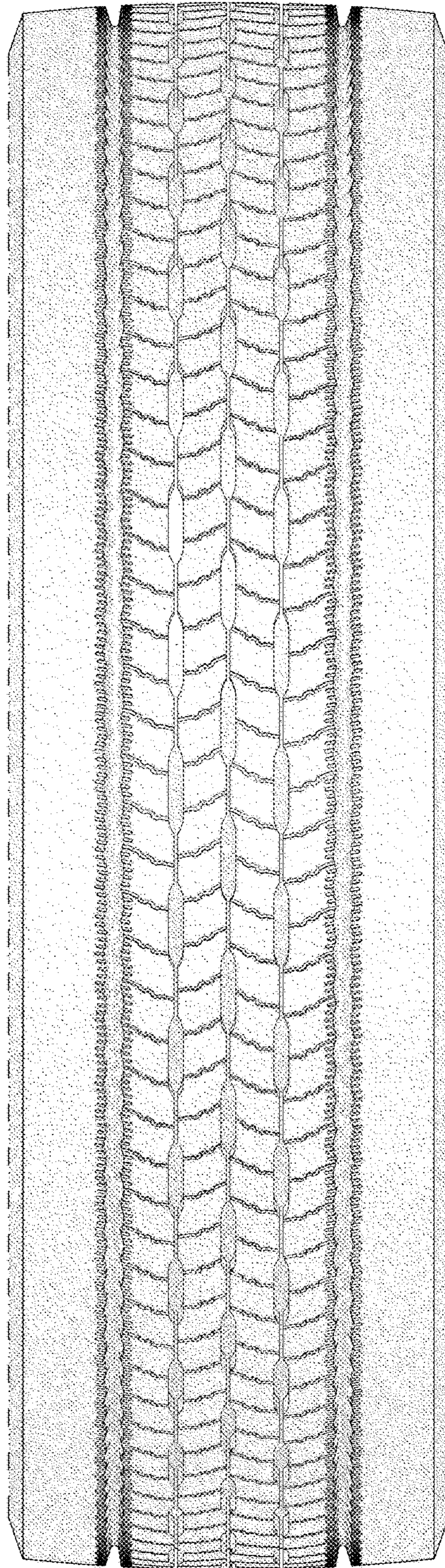
## U.S. PATENT DOCUMENTS

D662,034 S	6/2012	Vandaele	
D668,208 S	10/2012	Brown et al.	
D674,741 S	1/2013	Mathonet et al.	
D686,973 S	7/2013	Otani	
D717,237 S	11/2014	Bardin et al.	
D718,223 S	11/2014	Gommez	
D719,907 S	12/2014	Ohara	
D722,012 S *	2/2015	Belarbi .....	D12/564
D724,007 S	3/2015	Belarbi et al.	
D728,460 S *	5/2015	Sylvino .....	D12/583
D730,273 S	5/2015	Schimmoeller	
D739,813 S *	9/2015	Moore .....	D12/600
D739,814 S *	9/2015	Moore .....	D12/600
D742,809 S *	11/2015	Renis .....	D12/583
D745,450 S	12/2015	Bardin et al.	
D746,219 S	12/2015	Bardin et al.	
D758,287 S	6/2016	Zivkovic et al.	
D773,384 S *	12/2016	Nakahara .....	D12/583
D780,680 S *	3/2017	Dieng .....	D12/598
D784,246 S *	4/2017	Zhu .....	D12/553
D790,444 S *	6/2017	Zhu .....	D12/566
D791,688 S *	7/2017	Trowbridge .....	D12/548
D810,667 S *	2/2018	Fabre .....	D12/550
D811,992 S *	3/2018	Di-Mauro .....	D12/588

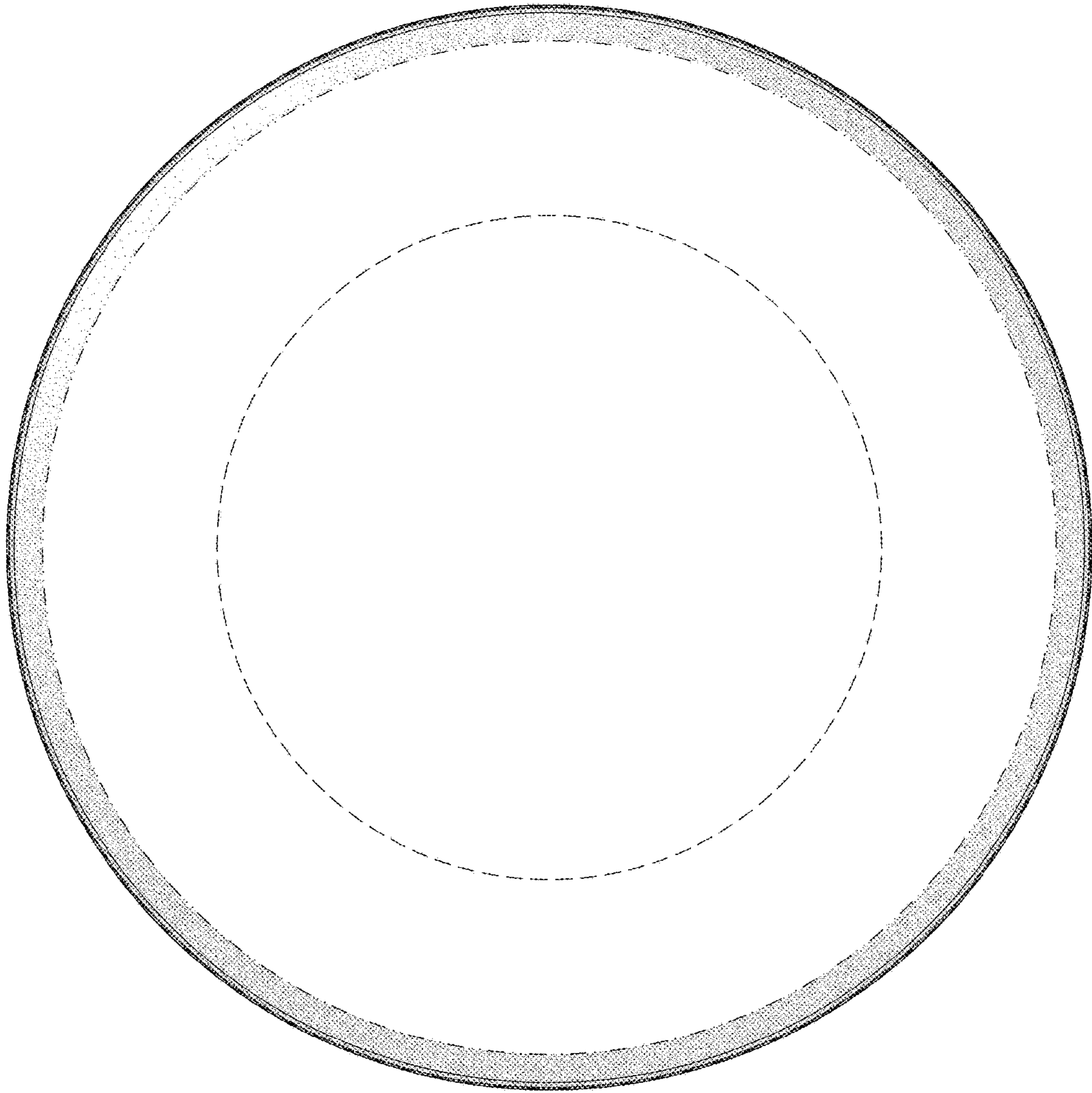
\* cited by examiner



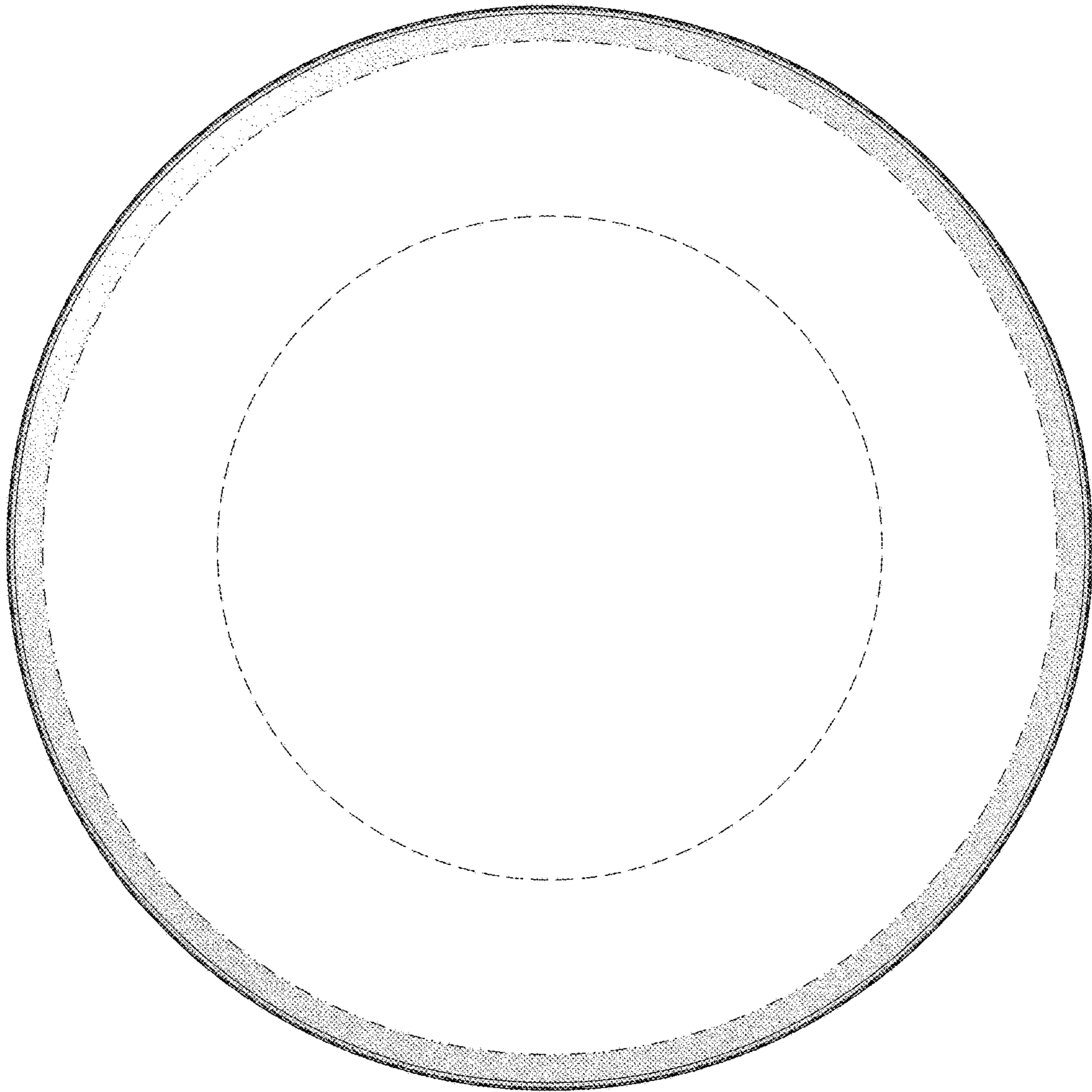
**FIG. 1**



**FIG. 2**



**FIG. 3**



**FIG. 4**

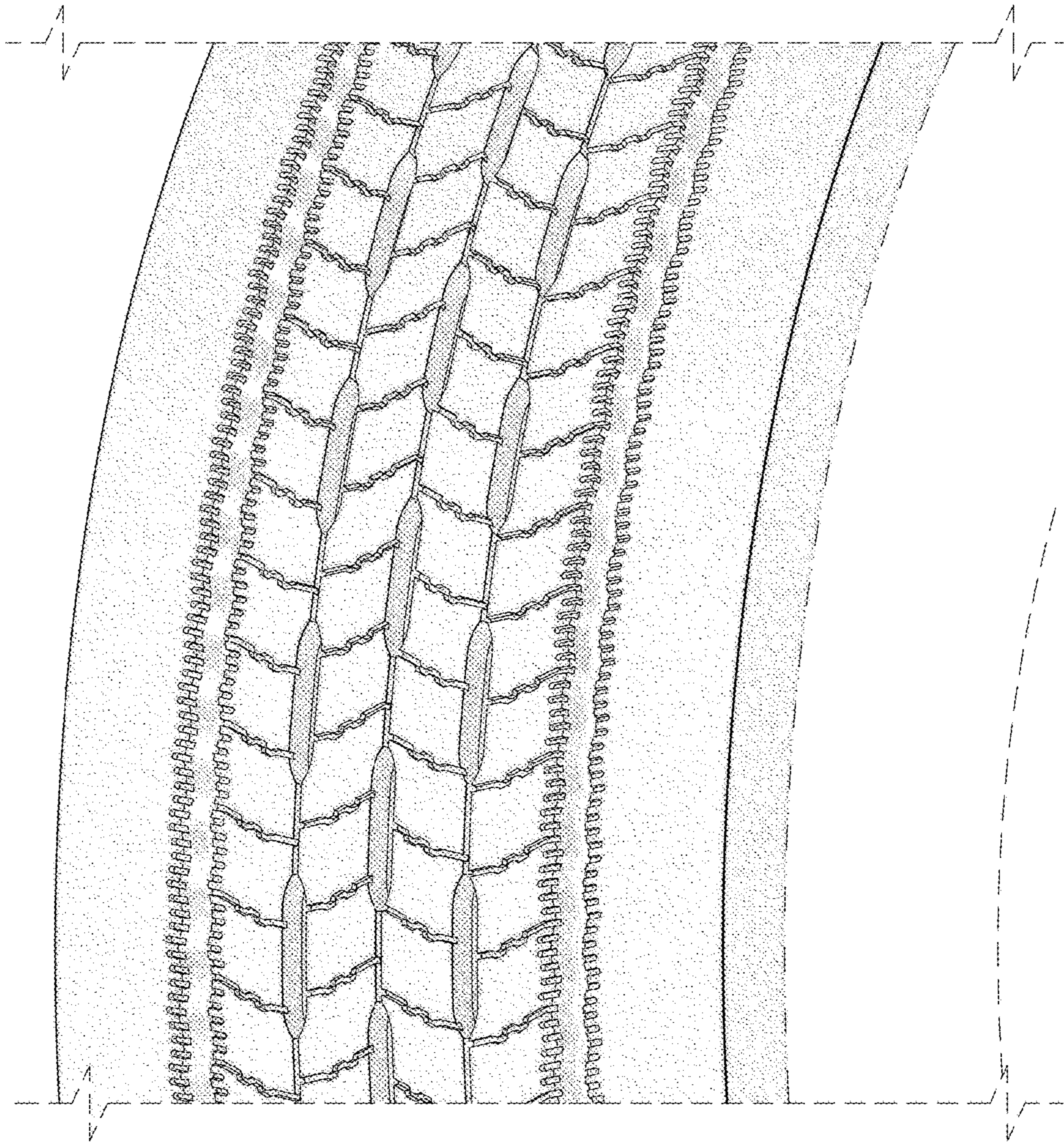


FIG. 5