



US00D837126S

(12) **United States Design Patent**
Miao et al.

(10) **Patent No.:** **US D837,126 S**
(45) **Date of Patent:** **** Jan. 1, 2019**

(54) **VEHICLE WHEEL**

(71) Applicant: **Dicastal North America, Inc.**,
Greenville, MI (US)

(72) Inventors: **Xiaopu Miao**, Greenville, MI (US);
Hui Chi, Greenville, MI (US)

(73) Assignee: **DICASTAL NORTH AMERICA,**
INC., Greenville, MI (US)

(**) Term: **15 Years**

(21) Appl. No.: **29/631,487**

(22) Filed: **Dec. 29, 2017**

(51) **LOC (11) Cl.** **12-16**

(52) **U.S. Cl.**
USPC **D12/209**

(58) **Field of Classification Search**
USPC D12/204–213; D21/533, 561, 563
CPC B60B 7/00; B60B 7/02; B60B 7/04; B60B
7/06; B60B 3/02; B60B 3/04; B60B 3/06;
B60B 3/10; B60B 1/00; B60B 1/08;
B60B 1/10; B60B 1/12

See application file for complete search history.

(56) **References Cited**

U.S. PATENT DOCUMENTS

D455,703 S *	4/2002	Foose	D12/211
D507,221 S *	7/2005	Stopka	D12/209
D513,726 S *	1/2006	Kamimura	D12/211
D621,766 S *	8/2010	Antoniadis	12/16
D667,767 S *	9/2012	Gotschke	D12/209
D694,693 S *	12/2013	Behmer	D12/209

* cited by examiner

Primary Examiner — Sheryl Lane

Assistant Examiner — Calvin E Vansant

(74) *Attorney, Agent, or Firm* — Zheng Liu; Weintraub
Tobin

(57) **CLAIM**

The ornamental design for a vehicle wheel, as shown and described.

DESCRIPTION

FIG. 1 is a front view of a vehicle wheel;
FIG. 2 is a left view of the vehicle wheel;
FIG. 3 is a perspective view of the vehicle wheel; and,
FIG. 4 is a back view of the vehicle wheel.
The right view is a mirror image of the left view.

1 Claim, 4 Drawing Sheets







FIGURE 1




FIGURE 2



FIGURE 3



FIGURE 4