



US00D837114S

(12) **United States Design Patent** (10) **Patent No.:** **US D837,114 S**
Schroeder et al. (45) **Date of Patent:** **** Jan. 1, 2019**

(54) **REAR PORTION OF A VEHICLE**
(71) Applicant: **HONDA MOTOR CO., LTD.**, Tokyo (JP)
(72) Inventors: **Anthony M Schroeder**, Huntington Beach, CA (US); **Eric Y Chin**, Irvine, CA (US)
(73) Assignee: **Honda Motor Co., Ltd.**, Tokyo (JP)
(**) Term: **15 Years**
(21) Appl. No.: **29/628,594**
(22) Filed: **Dec. 6, 2017**
(51) **LOC (11) Cl.** **12-08**
(52) **U.S. Cl.**
USPC **D12/190**
(58) **Field of Classification Search**
USPC D12/190, 192, 400, 90, 91, 92, 196, 197, D12/198, 199, 200, 171, 172, 163, 110, D12/114
CPC B60R 13/043; B60R 2013/0293; B60R 13/02; B60R 13/04
See application file for complete search history.

(56) **References Cited**
U.S. PATENT DOCUMENTS
D521,417 S * 5/2006 Stahel D12/114
D551,133 S * 9/2007 Angelo D12/163
D566,022 S * 4/2008 Johnson D12/190

D601,463 S * 10/2009 Paluszkiwicz D12/114
D631,800 S * 2/2011 Peltola D12/163
D718,192 S * 11/2014 May D12/114
D772,107 S * 11/2016 Madden D12/114
D801,897 S * 11/2017 Buck D12/190
D813,104 S * 3/2018 Madden D12/114


* cited by examiner
Primary Examiner — Katrina A Betton
(74) *Attorney, Agent, or Firm* — Arent Fox LLP

(57) **CLAIM**
The ornamental design for a rear portion of a vehicle, as shown and described.

DESCRIPTION

FIG. 1 is a top front left perspective view of a rear portion of a vehicle showing our new design;
FIG. 2 is a top front right perspective view of the design shown in FIG. 1;
FIG. 3 is a front view of the design shown in FIG. 1;
FIG. 4 is a bottom left perspective view of the design shown in FIG. 1;
FIG. 5 is a bottom right perspective view of the design shown in FIG. 1;
FIG. 6 is a bottom view of the design shown in FIG. 1;
FIG. 7 is a left side view of the design shown in FIG. 1;
FIG. 8 is a right side view of the design shown in FIG. 1; and,
FIG. 9 is a top view of the design shown in FIG. 1.
The back of the rear portion of a vehicle forms no part of the claimed design.

1 Claim, 9 Drawing Sheets






FIG. 1




FIG. 2




FIG. 3




FIG. 4




FIG. 5




FIG. 6




FIG. 7




FIG. 8




FIG. 9