



US00D837113S

(12) **United States Design Patent** (10) **Patent No.:** **US D837,113 S**
Kaplan et al. (45) **Date of Patent:** **** Jan. 1, 2019**

(54) **GRILLE STRUCTURE**
(71) Applicant: **SSV Works, Inc.**, Oxnard, CA (US)
(72) Inventors: **Trevor Kaplan**, Oxnard, CA (US);
Nathan Perkins, Camarillo, CA (US)
(73) Assignee: **SSV Works, Inc.**, Oxnard, CA (US)

D607,392 S * 1/2010 Shymkiw D12/190
D609,149 S * 2/2010 Larson D12/181
D631,404 S * 1/2011 Hodges D12/163
D682,163 S * 5/2013 Hodges D12/163
D711,393 S * 8/2014 Campiranon D14/485
D717,222 S * 11/2014 Waterman D12/190
D743,861 S * 11/2015 Hodges D12/181
D748,547 S * 2/2016 Battams D12/190

* cited by examiner

(**) Term: **15 Years**

Primary Examiner — Katrina A Betton

(21) Appl. No.: **29/575,333**

(74) *Attorney, Agent, or Firm* — Ferguson Case Orr
Paterson LLP

(22) Filed: **Aug. 24, 2016**

Related U.S. Application Data

(63) Continuation of application No. 29/507,984, filed on
Oct. 31, 2014, now Pat. No. Des. 767,455.

(51) **LOC (11) Cl.** **12-16**

(52) **U.S. Cl.**
USPC **D12/190**

(58) **Field of Classification Search**
USPC D12/190, 192, 400, 90, 91, 92, 199, 197,
D12/86, 171, 169, 163, 110, 114
CPC B60R 13/043; B60R 2013/0293; B60R
13/02; B60R 13/04; B60J 10/02
See application file for complete search history.

(56) **References Cited**

U.S. PATENT DOCUMENTS

2,646,741 A * 7/1953 Castle F24F 13/075
454/319
3,371,503 A * 3/1968 Perez A47F 3/0443
62/256
D488,111 S * 4/2004 Elwell D12/163
7,083,211 B1 * 8/2006 Bores B60R 13/005
296/1.07

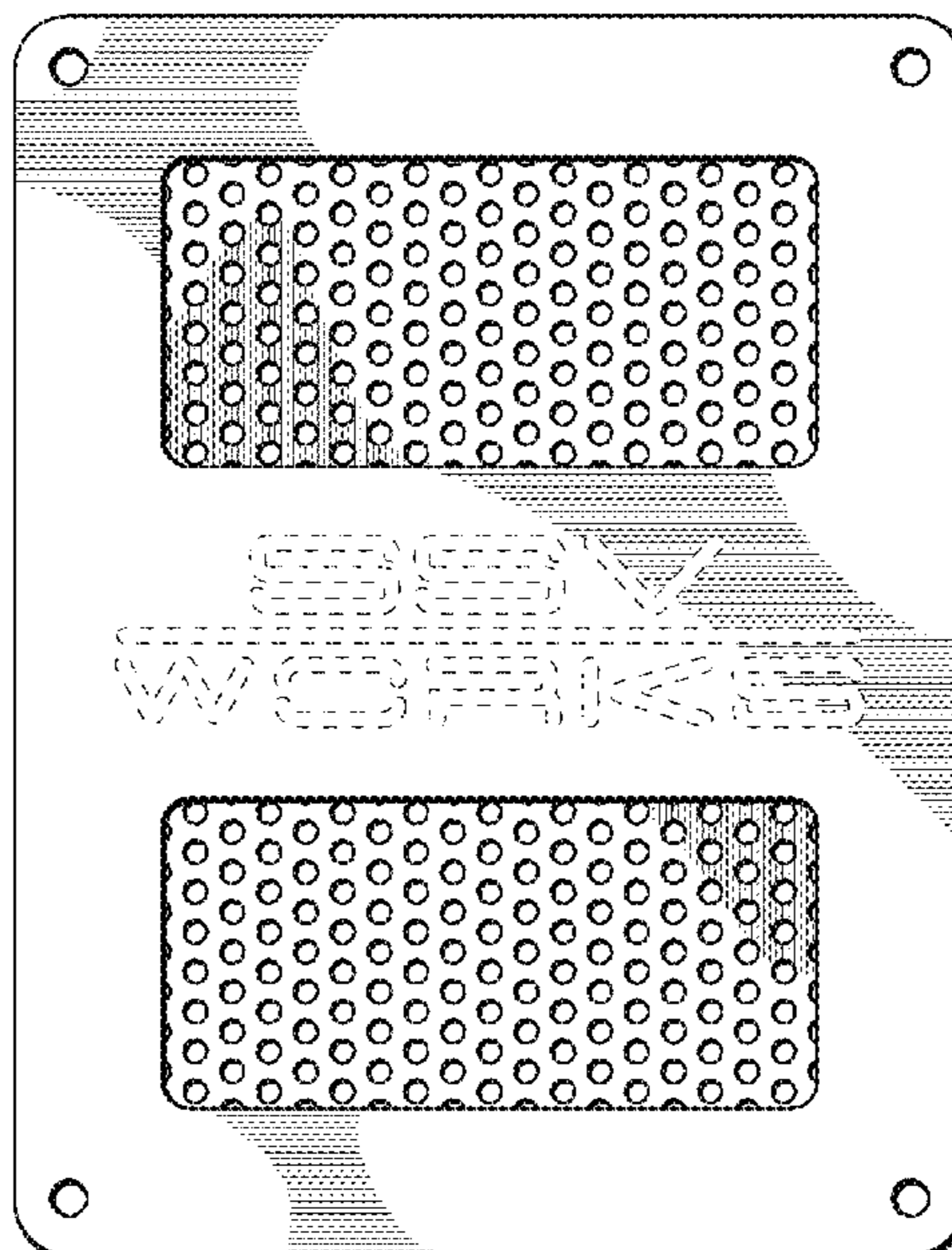
(57) **CLAIM**

The ornamental design for a grille structure, as shown and
described.

DESCRIPTION

FIG. 1 is a top, front, right side perspective view of a first
embodiment of a grille structure showing our new design;
FIG. 2 is a front elevation view thereof; the rear elevation
view being identical;
FIG. 3 is a right side elevation view thereof; the left side
elevation view being identical;
FIG. 4 is a top plan view thereof;
FIG. 5 is a top, front, right side perspective view of a second
embodiment of a grille structure showing our new design;
FIG. 6 is a top plan view of a third embodiment of a grille
structure showing our new design; and,
FIG. 7 is a top plan view of a fourth embodiment of a grille
structure showing our new design.
In the drawings, the broken lines in FIGS. depict portions of
the article that form no part of the claim.

1 Claim, 3 Drawing Sheets



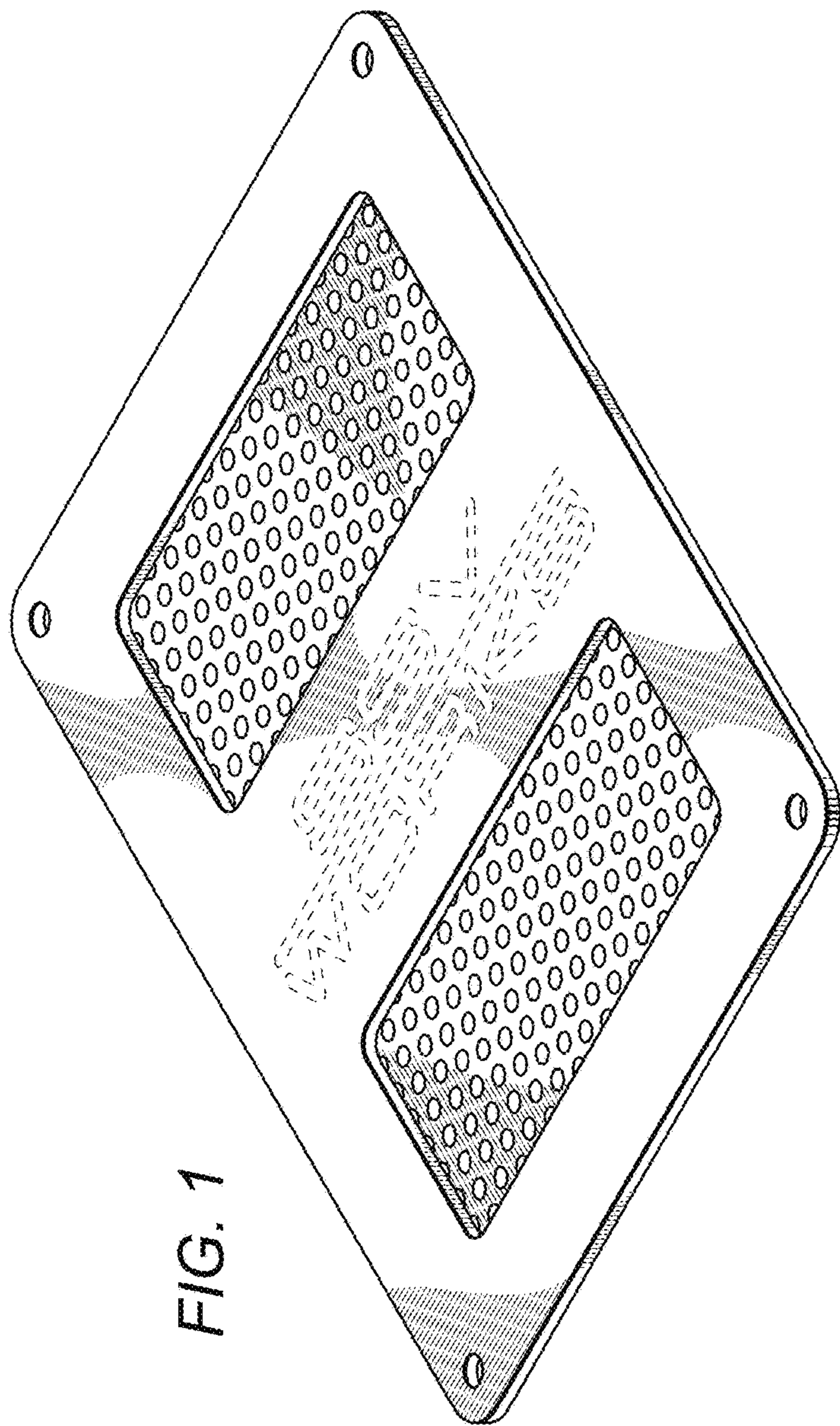


FIG. 1




FIG. 2

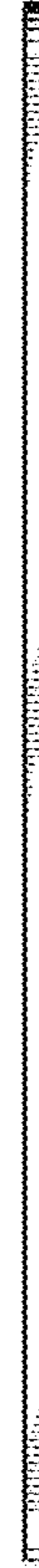


FIG. 3

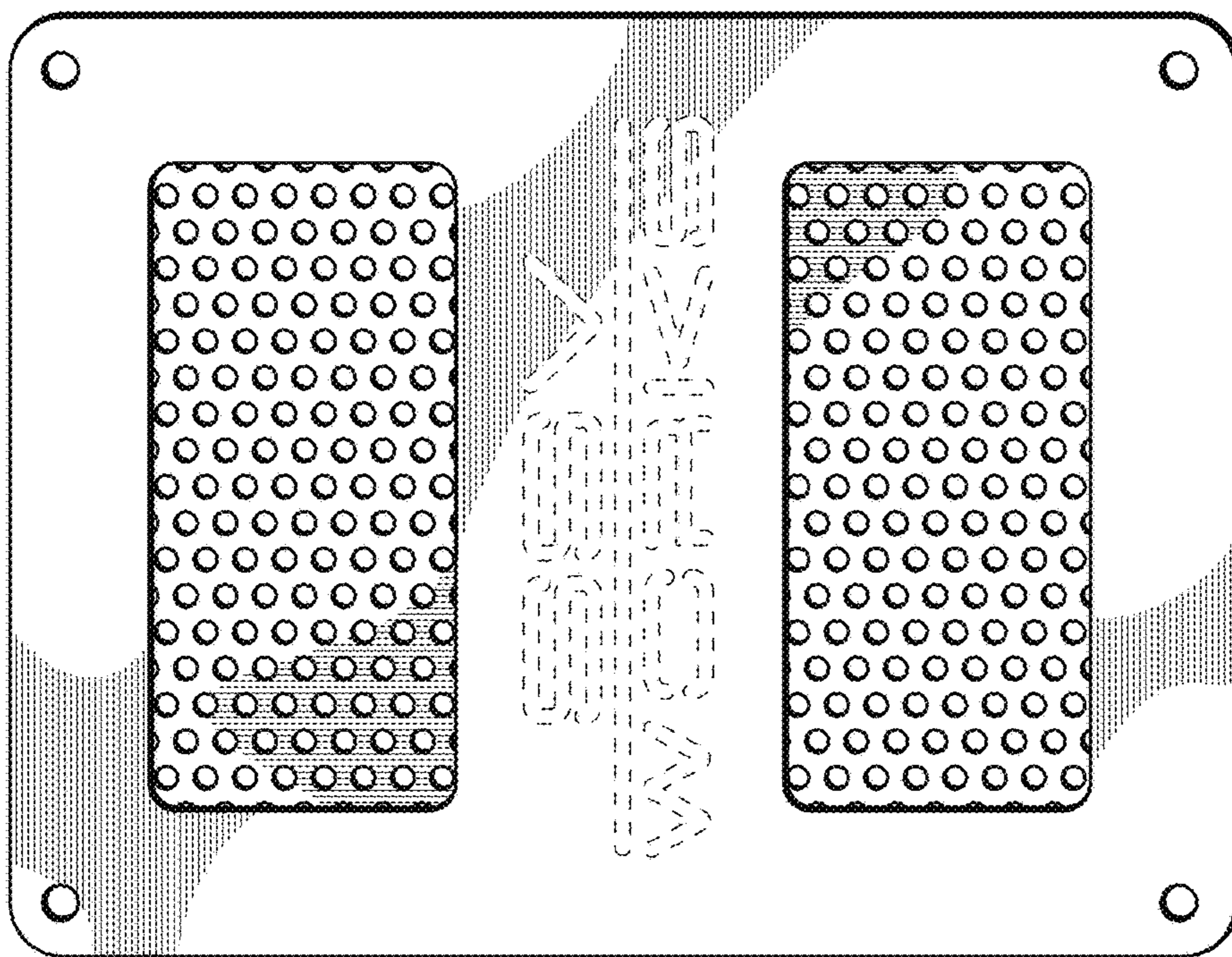


FIG. 4

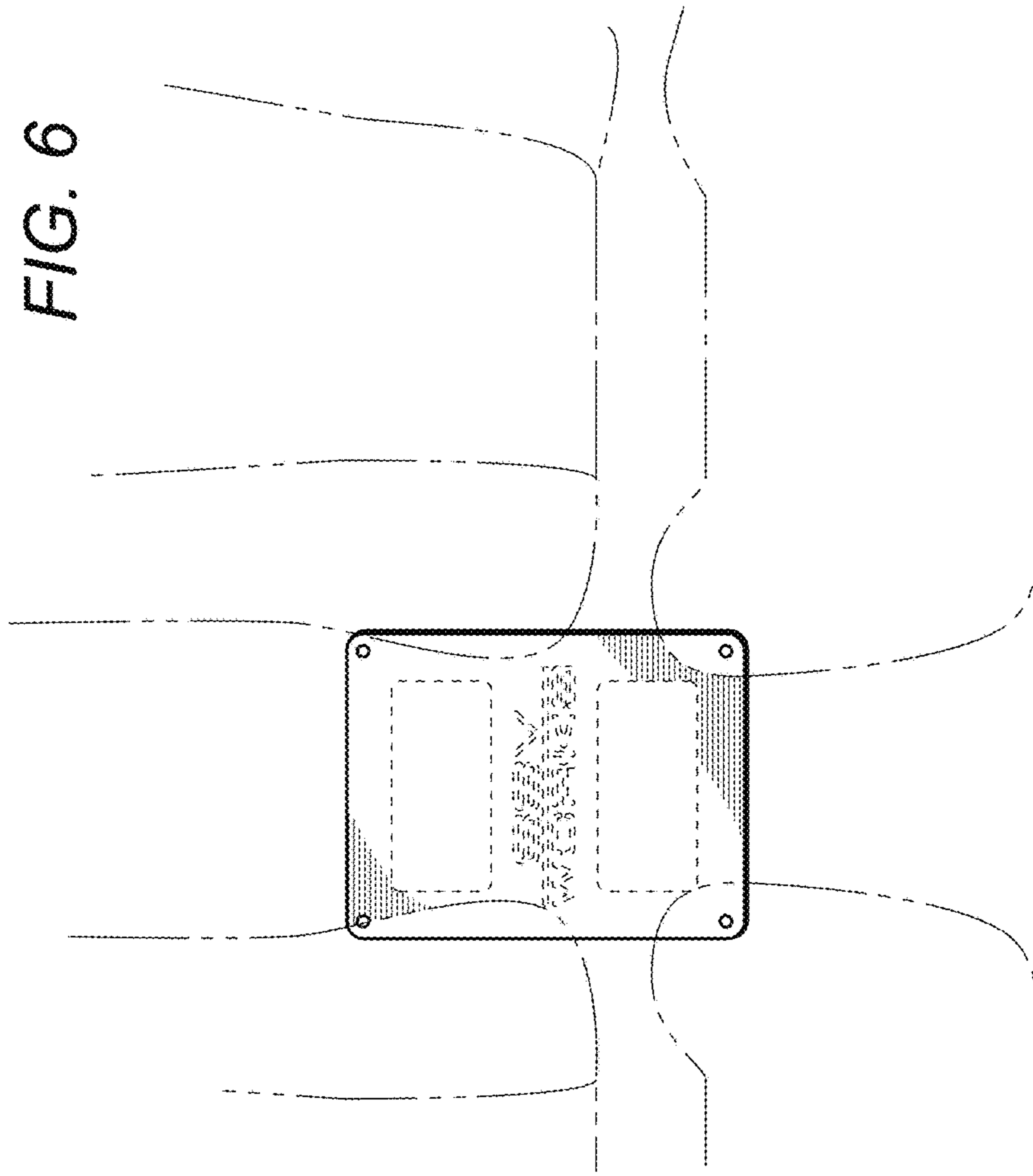


FIG. 6

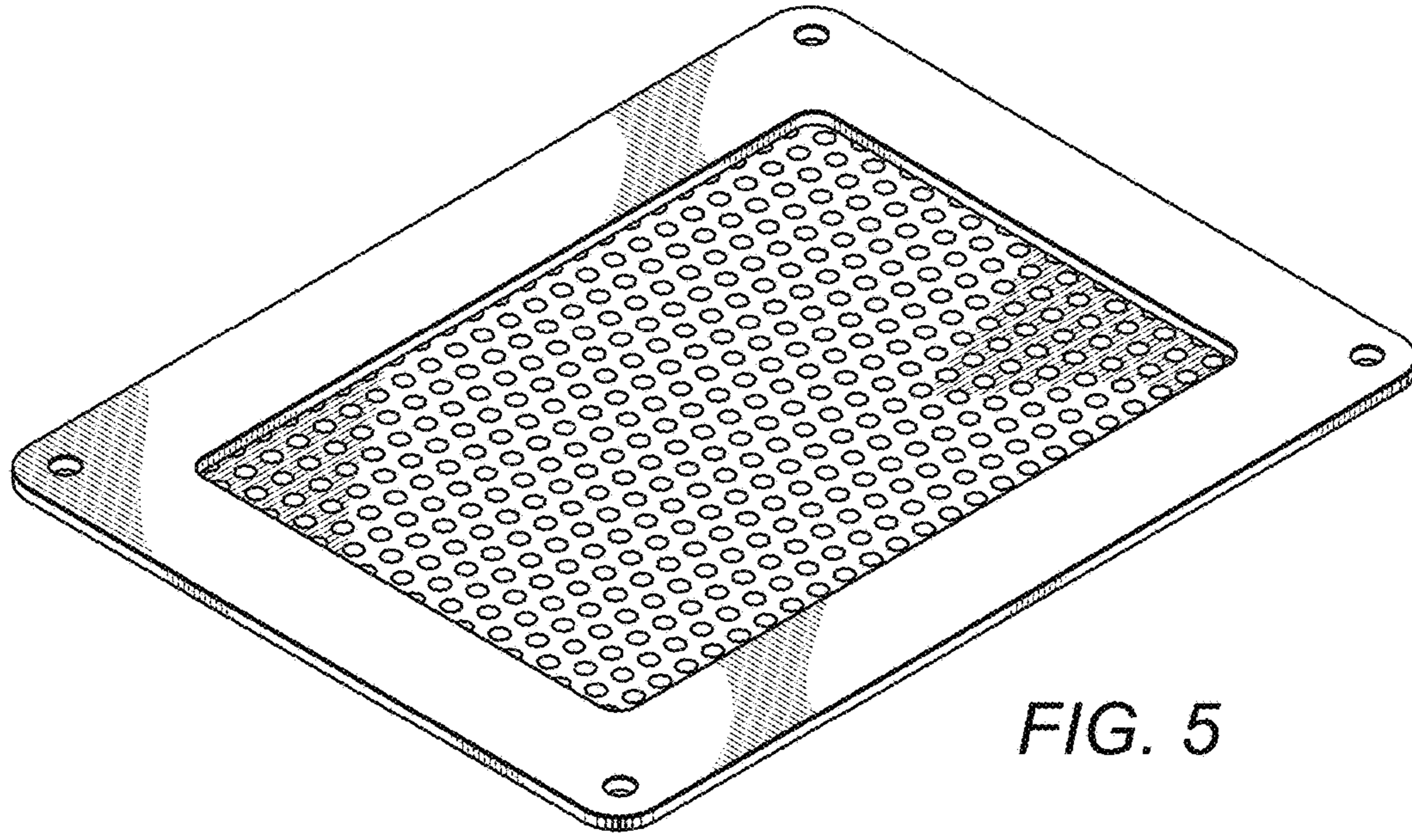


FIG. 5

FIG. 7

