



US00D837112S

(12) **United States Design Patent** (10) **Patent No.:** **US D837,112 S**
Hamlin et al. (45) **Date of Patent:** **** Jan. 1, 2019**

(54) **SIDE VIEW MIRROR ELECTRO OPTIC DEVICE WITH BLIND SPOT INDICATOR PORTION**

5,604,626 A 2/1997 Teowee et al.
5,668,663 A 9/1997 Varaprasad et al.
5,669,698 A 9/1997 Veldman et al.
5,669,705 A 9/1997 Pastrick et al.
5,682,267 A 10/1997 Tonar et al.
5,724,187 A 3/1998 Varaprasad et al.
D394,833 S * 6/1998 Muth D12/187

(71) Applicant: **Gentex Corporation**, Zeeland, MI (US)

(72) Inventors: **Bradley R. Hamlin**, Allendale, MI (US); **Nigel T. Lock**, Holland, MI (US); **John B. Ostreko**, Hudsonville, MI (US)

(73) Assignee: **GENTEX CORPORATION**, Zeeland, MI (US)

(**) Term: **15 Years**

(21) Appl. No.: **29/589,617**

(22) Filed: **Jan. 3, 2017**

(51) **LOC (11) Cl.** **12-16**

(52) **U.S. Cl.**
USPC **D12/187**

(58) **Field of Classification Search**
USPC D12/187, 188, 189; D6/300, 309
CPC B60R 1/082; B60R 1/081; B60R 1/08;
B60R 1/078; B60R 1/074; B60R 1/076;
B60R 1/00; B60R 1/12; B60R 1/1207;
G02B 7/18; G02B 7/182; G02B 5/08;
B60Q 1/00; B60Q 1/2665
See application file for complete search history.

(56) **References Cited**

U.S. PATENT DOCUMENTS

D283,998 S 5/1986 Tanaka
4,630,904 A 12/1986 Pastore
5,189,537 A 2/1993 O'Farrell
D346,356 S 4/1994 Leu
5,393,604 A 2/1995 Sanchez
5,424,989 A 6/1995 Hagiwara et al.
5,448,397 A 9/1995 Tonar
5,535,056 A 7/1996 Caskey et al.
5,572,354 A 11/1996 Desmond et al.

FOREIGN PATENT DOCUMENTS

JP 681836 U 11/1994
WO 0030893 A1 6/2000

Primary Examiner — Karen S Acker

Assistant Examiner — Jerry Shiuan-Hua Hsu

(74) *Attorney, Agent, or Firm* — Price Heneveld LLP;
Bradley D. Johnson

(57) **CLAIM**

We claim the ornamental design for a side view mirror electro optic device with blind spot indicator portion, as shown and described.

DESCRIPTION

FIG. 1 is a front top perspective view of a side view mirror electro optic device with blind spot indicator portion of the present disclosure;

FIG. 2 is a rear top perspective view thereof;

FIG. 3 is a front elevational view thereof 1; and,

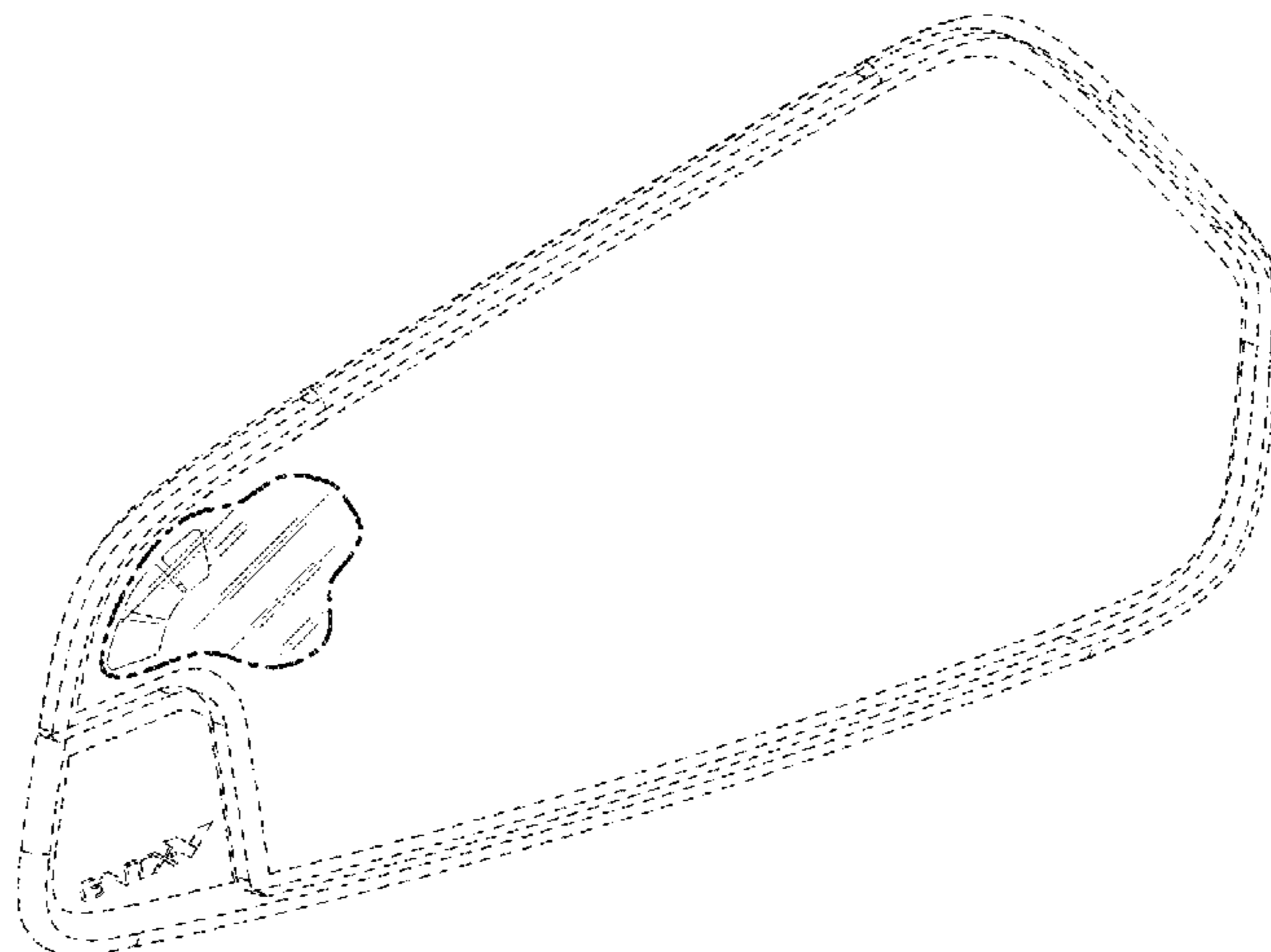
FIG. 4 is a rear elevational view thereof.

The broken lines illustrate portions of the article that form no part of the claimed design. The dash dot dash broken lines depict the boundary of the claimed design and form no part thereof.

The diagonal shading with intermittent breaks in FIGS. 1 and 3 represents a highly reflective surface, while the remaining diagonal shading on the front and rear surfaces of the article illustrates a transparent appearance.

The thickness of the element between the front and rear surfaces of the article forms no part of the claim.

1 Claim, 4 Drawing Sheets



(56)

References Cited

U.S. PATENT DOCUMENTS

5,760,962 A 6/1998 Schofield et al.
 5,798,575 A 8/1998 O'Farrell et al.
 5,808,777 A 9/1998 Lynam et al.
 5,818,650 A 10/1998 Nyhof et al.
 D400,481 S 11/1998 Stephens et al.
 D401,200 S 11/1998 Huang
 5,838,483 A 11/1998 Teowee et al.
 5,864,642 A 1/1999 Chun et al.
 5,871,275 A 2/1999 O'Farrell et al.
 5,877,897 A 3/1999 Schofield et al.
 6,074,066 A 6/2000 Macher et al.
 D428,842 S * 8/2000 Todd D12/188
 6,111,683 A 8/2000 Cammenga et al.
 6,196,688 B1 3/2001 Caskey et al.
 6,244,716 B1 6/2001 Steenwyk et al.
 6,246,505 B1 6/2001 Teowee et al.
 6,280,041 B1 8/2001 Unger
 6,286,965 B1 9/2001 Caskey et al.
 6,304,363 B1 10/2001 Lynam
 6,315,437 B1 11/2001 Katz et al.
 D451,869 S 12/2001 Knapp et al.
 6,336,737 B1 1/2002 Thau
 6,356,376 B1 3/2002 Tonar et al.
 D471,847 S 3/2003 Rumsey et al.
 6,556,350 B2 4/2003 Nakaho et al.
 6,657,767 B2 12/2003 Bonardi et al.
 D493,131 S 7/2004 Lawlor et al.
 D493,394 S 7/2004 Lawlor et al.
 D499,678 S 12/2004 Bradley
 6,902,284 B2 6/2005 Hutzet et al.
 6,916,099 B2 7/2005 Su et al.
 6,919,796 B2 7/2005 Boddy et al.
 7,004,592 B2 2/2006 Varaprasad et al.
 7,008,091 B2 * 3/2006 Mathieu B60Q 1/2665
 362/297
 7,009,751 B2 * 3/2006 Tonar B60Q 1/2665
 307/10.1
 7,019,906 B2 3/2006 Leu et al.
 7,042,616 B2 5/2006 Tonar et al.

7,048,392 B2 5/2006 Nakaho
 7,182,475 B2 2/2007 Kramer et al.
 D553,061 S 10/2007 Schmidt et al.
 D556,105 S 11/2007 Carter et al.
 7,317,566 B2 1/2008 Tench et al.
 7,626,749 B2 12/2009 Baur et al.
 7,717,596 B1 * 5/2010 Bell B60R 1/1207
 362/459
 8,058,977 B2 * 11/2011 Lynam B60R 1/1207
 340/425.5
 D659,617 S 5/2012 Brockington et al.
 8,274,729 B2 * 9/2012 Luten B60R 1/00
 359/245
 8,550,675 B2 10/2013 Fehn et al.
 9,022,583 B2 5/2015 Neuman et al.
 D746,744 S 1/2016 Sloterbeek et al.
 9,333,900 B2 * 5/2016 Arai B60Q 1/00
 D758,936 S * 6/2016 Roth D12/187
 2002/0041443 A1 4/2002 Varaprasad et al.
 2003/0002179 A1 1/2003 Roberts et al.
 2004/0052084 A1 3/2004 Lin
 2004/0070857 A1 4/2004 Bonardi et al.
 2005/0231839 A1 10/2005 Murakami et al.
 2006/0056086 A1 * 3/2006 Hannah B60Q 1/2665
 359/843
 2006/0098289 A1 5/2006 McCabe et al.
 2006/0221452 A1 10/2006 Chen
 2007/0019296 A1 1/2007 Bauer et al.
 2007/0042200 A1 2/2007 Wityak
 2007/0172625 A1 7/2007 Ridout et al.
 2007/0207571 A1 9/2007 Morisue et al.
 2007/0279752 A1 12/2007 McCabe et al.
 2008/0024854 A1 1/2008 Izumi et al.
 2008/0068520 A1 * 3/2008 Minikey, Jr. B60R 1/12
 349/11
 2009/0115631 A1 * 5/2009 Foote B60Q 1/2665
 340/901
 2009/0243824 A1 * 10/2009 Peterson B60R 1/12
 340/435
 2010/0020380 A1 1/2010 Tonar et al.
 2014/0192431 A1 7/2014 Sloterbeek et al.

* cited by examiner

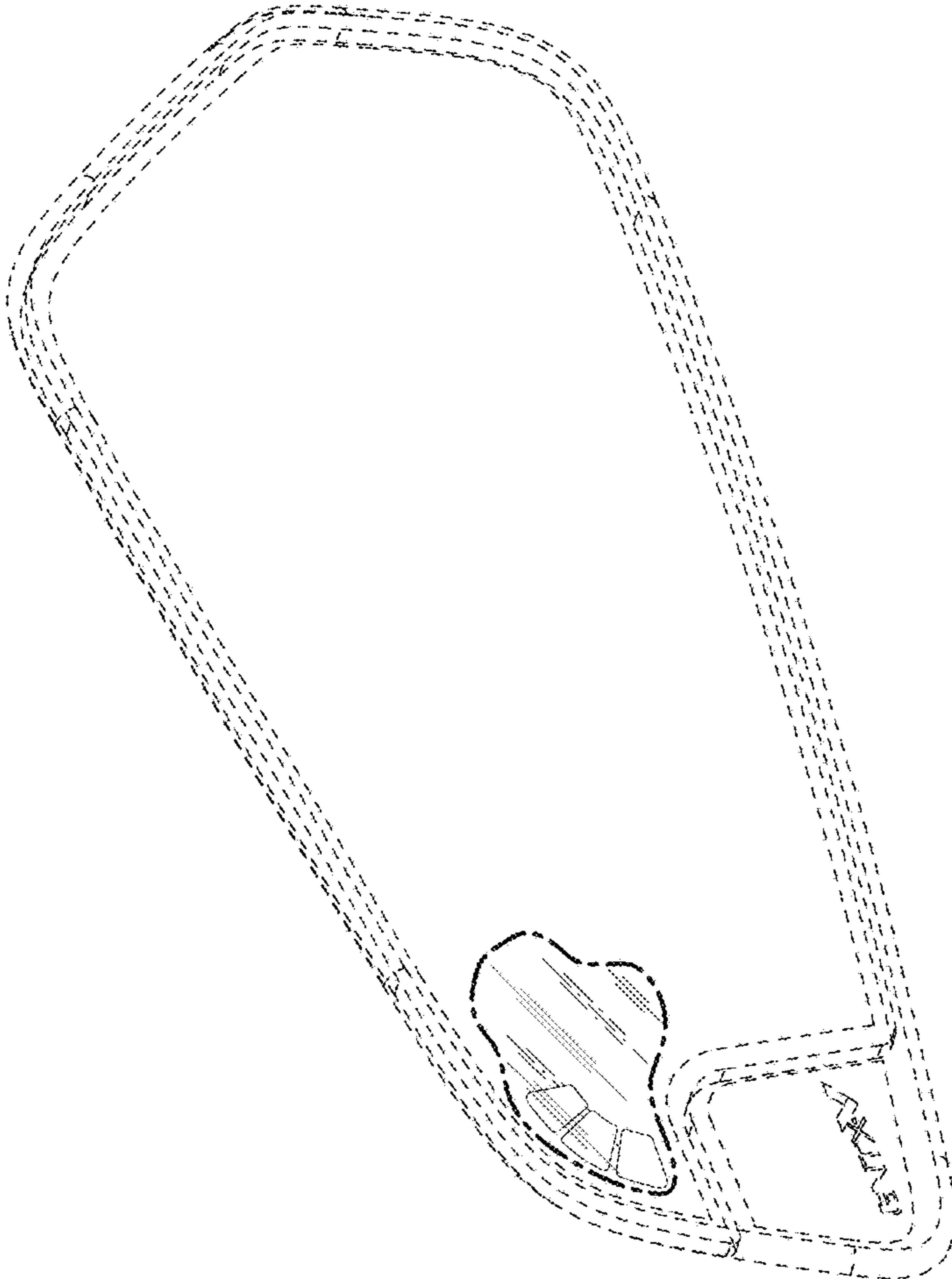


FIG. 1

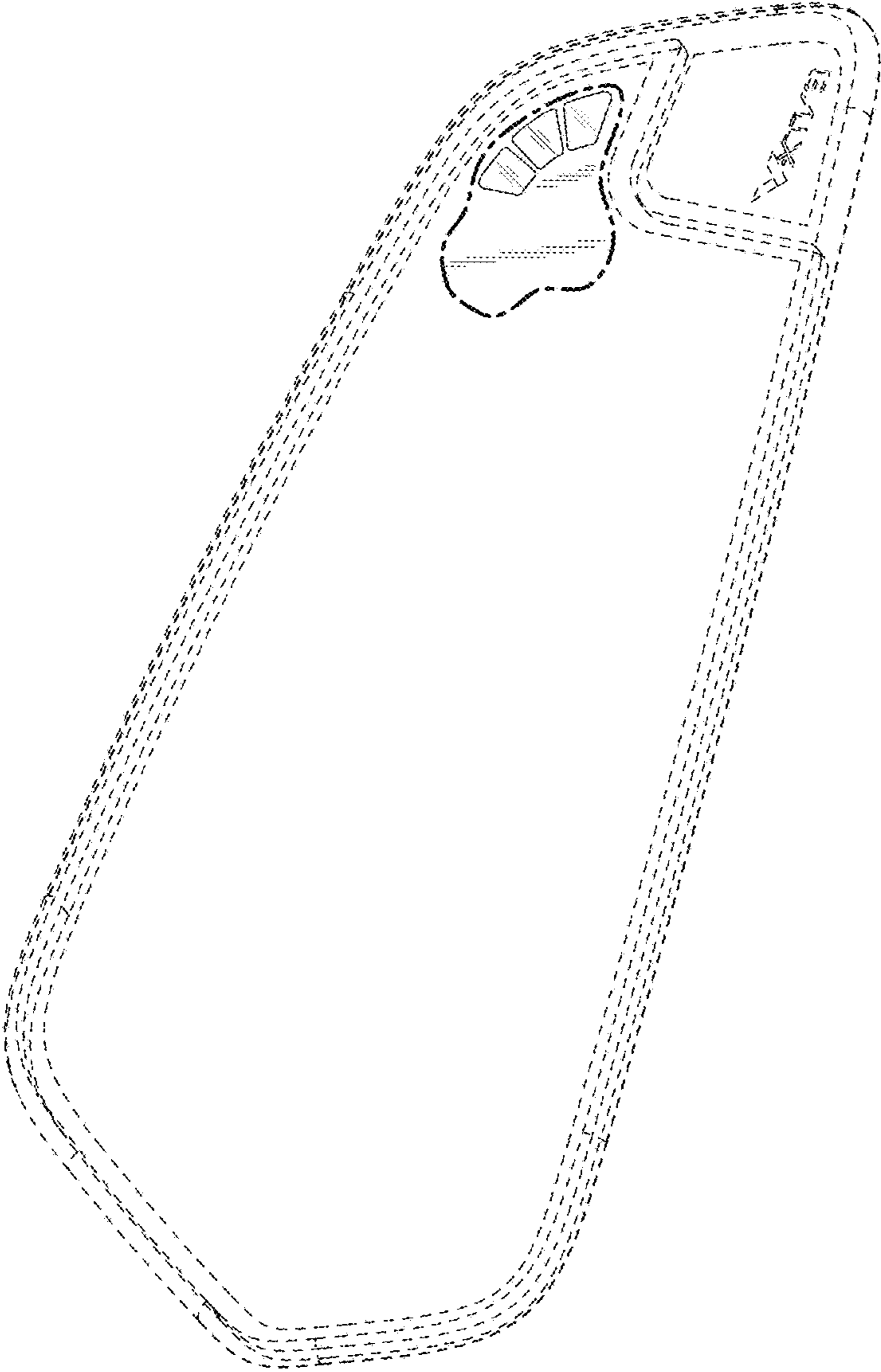


FIG. 2

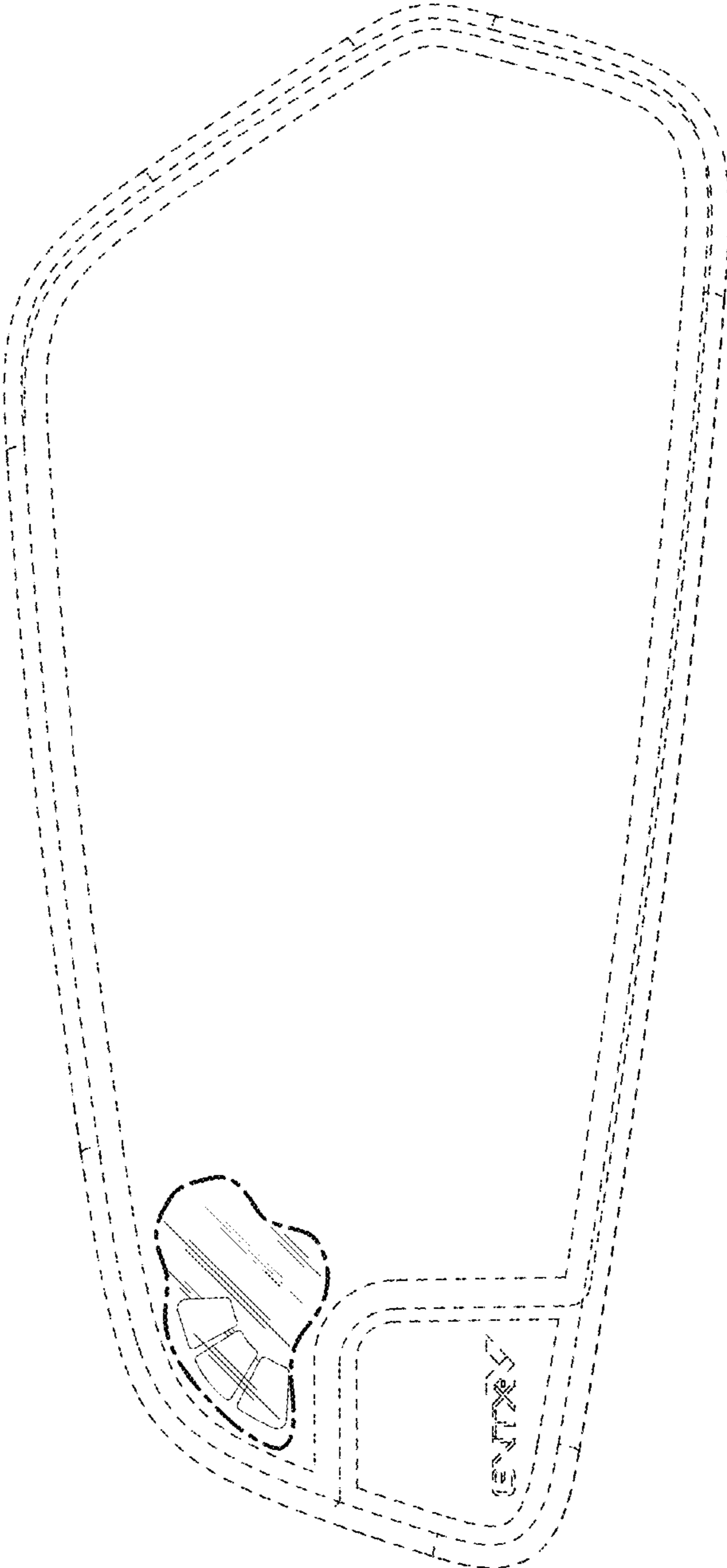


FIG. 3

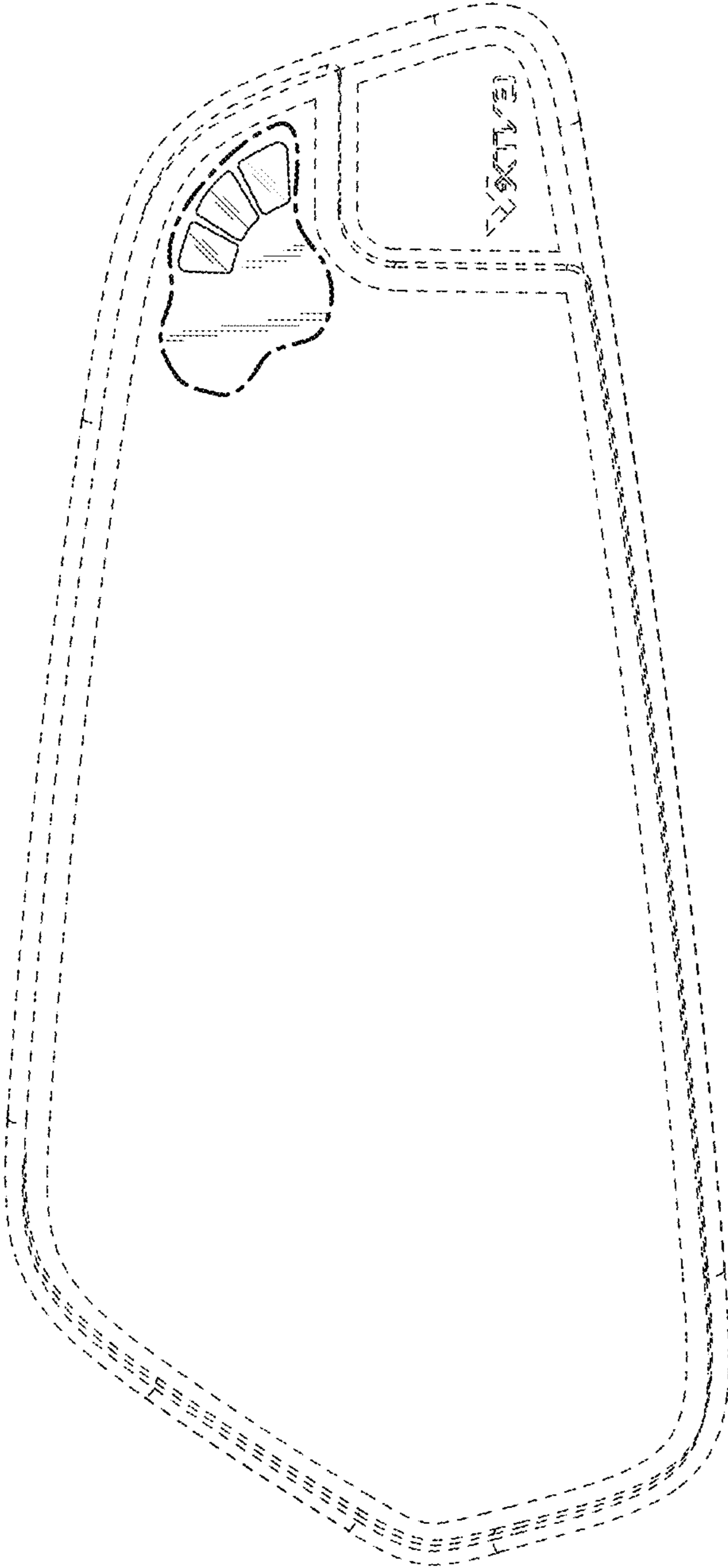


FIG. 4