



US00D837108S

(12) **United States Design Patent** (10) **Patent No.:** **US D837,108 S**
Yang (45) **Date of Patent:** **** Jan. 1, 2019**

(54) **GRILLE FOR A VEHICLE**

(71) Applicant: **Warner Science Applications Corp.**,
Ontario, CA (US)

(72) Inventor: **Mingfa Yang**, Calabasas, CA (US)

(73) Assignees: **WARNER SCIENCE APPLICATIONS CORP.**, Ontario, CA (US); **PARAMOUNT AUTOMOTIVE RESTYLING INC.**, Ontario, CA (US)

(**) Term: **15 Years**

(21) Appl. No.: **29/602,700**

(22) Filed: **May 2, 2017**

(51) **LOC (11) Cl.** **12-16**

(52) **U.S. Cl.**
USPC **D12/163**

(58) **Field of Classification Search**
USPC D12/163, 169, 196, 86, 90-92, 88
CPC B62D 25/08; B60K 11/08; B60K 19/05
See application file for complete search history.

(56) **References Cited**

U.S. PATENT DOCUMENTS

D425,834 S *	5/2000	Sousamian	D12/163
D451,432 S *	12/2001	Leutz	D12/92
6,328,358 B1	12/2001	Berweiler		
D472,191 S *	3/2003	Yamaguchi	D12/169
D496,890 S	10/2004	Metros et al.		
D509,466 S *	9/2005	Marchese	D12/196
D510,303 S *	10/2005	Spagnola	D12/163
D514,480 S *	2/2006	Yamaji	D12/163
D526,605 S *	8/2006	Chung	D12/163
D527,319 S *	8/2006	Yakushi	D12/169
D533,119 S *	12/2006	Schiavone	D12/163
D535,223 S *	1/2007	Gaffka	D12/163
D540,714 S *	4/2007	Mueller-Stolz	D12/91
D541,711 S *	5/2007	Golden	D12/169
D591,651 S *	5/2009	Shelby	D12/173

D629,720 S *	12/2010	Manzoni	D12/92
D645,790 S *	9/2011	Vardis	D12/92
D678,140 S *	3/2013	Hamilton	D12/169
D690,620 S *	10/2013	Scheinhutte	D12/92
D698,705 S *	2/2014	Rupar	D12/163
D704,102 S *	5/2014	Nurnberger	D12/92
D712,316 S	9/2014	O'Donnell et al.		

(Continued)

Primary Examiner — Robin V Webster

Assistant Examiner — Rachel A Voorhies

(74) *Attorney, Agent, or Firm* — Chen Yoshimura LLP

(57) **CLAIM**

The ornamental design for a grille for a vehicle, as shown and described.

DESCRIPTION

FIG. 1 is a front, bottom and right side perspective view of a grille for a vehicle showing a first embodiment of my new design;

FIG. 2 is a front elevational view thereof;

FIG. 3 is a rear elevational view thereof;

FIG. 4 is a left side elevational view thereof;

FIG. 5 is a right side elevational view thereof;

FIG. 6 is a top plan view thereof;

FIG. 7 is a bottom plan view thereof;

FIG. 8 is a front, bottom and left side perspective view of a grille for a vehicle showing a second embodiment of my new design;

FIG. 9 is a front elevational view thereof;

FIG. 10 is a rear elevational view thereof;

FIG. 11 is a left side elevational view thereof;

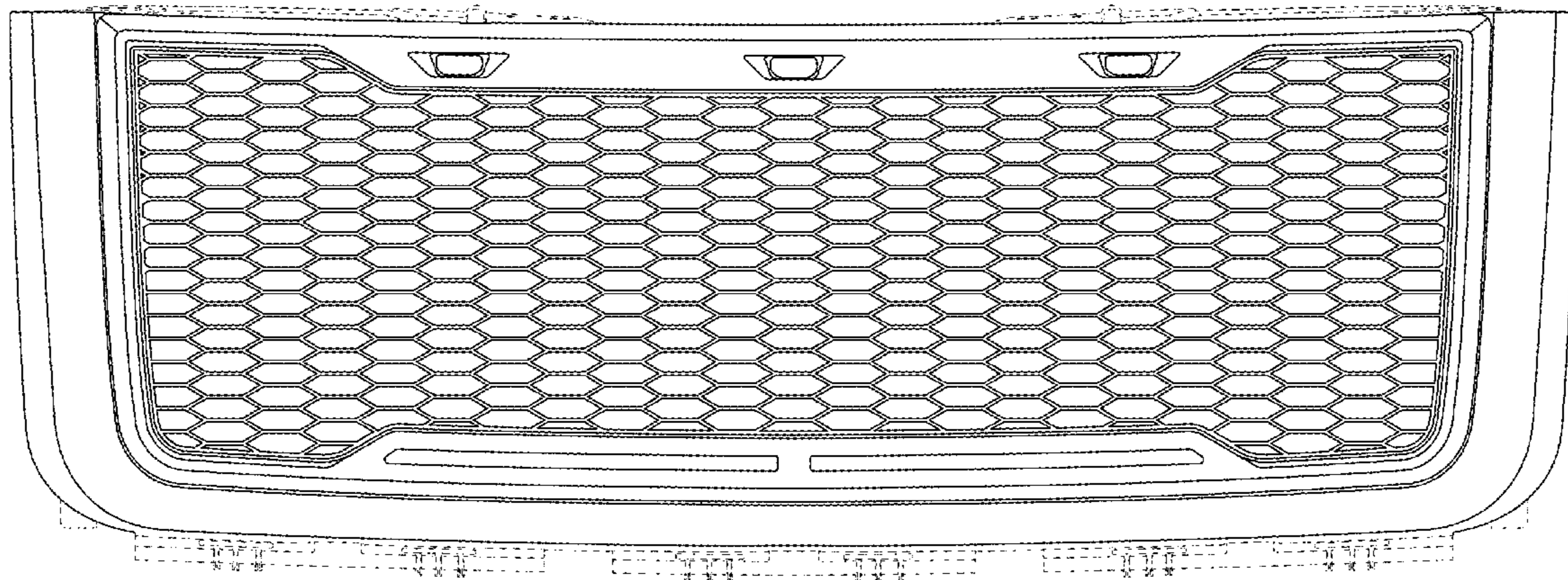
FIG. 12 is a right side elevational view thereof;

FIG. 13 is a top plan view thereof; and,

FIG. 14 is a bottom plan view thereof.

The broken lines showing mounting features for the grille for a vehicle are included for the purpose of illustrating environmental structures, and form no part of the claimed design.

1 Claim, 14 Drawing Sheets



(56)

References Cited

U.S. PATENT DOCUMENTS

D713,765 S * 9/2014 Peltola D12/163
 D718,196 S 11/2014 Whang et al.
 D724,493 S * 3/2015 Kobayashi D12/91
 D726,598 S * 4/2015 Rupar D12/163
 D730,785 S * 6/2015 Hammoud D12/163
 D731,928 S * 6/2015 Manzoni D12/92
 D746,186 S * 12/2015 Curic D12/163
 D758,926 S 6/2016 Rupar
 D758,928 S * 6/2016 Messale D12/163
 D771,527 S * 11/2016 Messale D12/163
 D773,347 S 12/2016 Whang
 D773,963 S 12/2016 Battams
 D774,998 S 12/2016 Munakata et al.
 D775,554 S 1/2017 Kapitonov
 D777,065 S 1/2017 Patel et al.
 D782,367 S * 3/2017 Donckerwolke D12/92
 D783,466 S * 4/2017 Svensson D12/163
 D783,467 S * 4/2017 Svensson B60K 11/08
 D787,384 S 5/2017 Ito et al.
 D790,410 S 6/2017 Ito et al.
 D790,412 S 6/2017 Dunford et al.
 D792,810 S * 7/2017 Kim D12/92
 D795,760 S 8/2017 Kozub et al.

D795,765 S * 8/2017 Rolfs D12/173
 D796,390 S 9/2017 Pevovar et al.
 D803,109 S 11/2017 Carter
 D805,005 S 12/2017 Tomita
 D807,242 S * 1/2018 Piscitelli D12/163
 D811,954 S 3/2018 Park
 D812,525 S 3/2018 Lee
 D813,097 S * 3/2018 Szavits D12/91
 D813,736 S * 3/2018 Jevremovic D12/169
 D813,737 S 3/2018 Beermann
 D814,981 S * 4/2018 Villamizar D12/163
 D814,982 S 4/2018 Whitla et al.
 D815,003 S * 4/2018 MacNeil D12/203
 D817,815 S * 5/2018 Hubers D12/91
 D818,895 S * 5/2018 Lee D12/164
 D819,506 S 6/2018 Han
 D822,549 S 7/2018 Platto et al.
 2004/0124670 A1 * 7/2004 Tate B60R 19/52
 296/193.1
 2005/0006928 A1 1/2005 Diehl
 2015/0090510 A1 * 4/2015 Yoshino B60K 11/04
 180/68.6
 2015/0091328 A1 * 4/2015 Pugh-Jones B60R 19/52
 296/187.04
 2018/0009500 A1 * 1/2018 Lovold B60K 11/08
 2018/0178677 A1 6/2018 Swain et al.

* cited by examiner

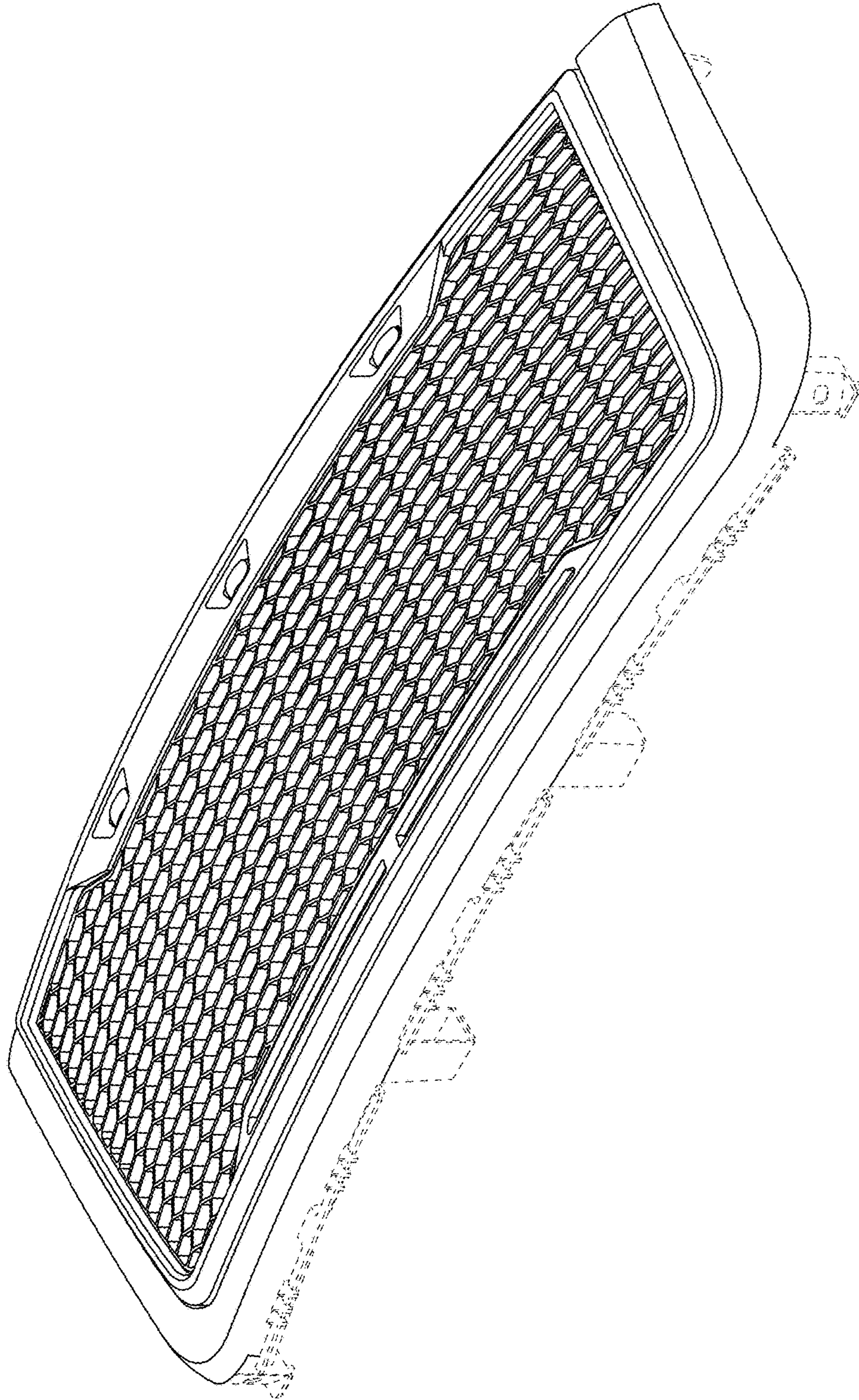


FIG. 1

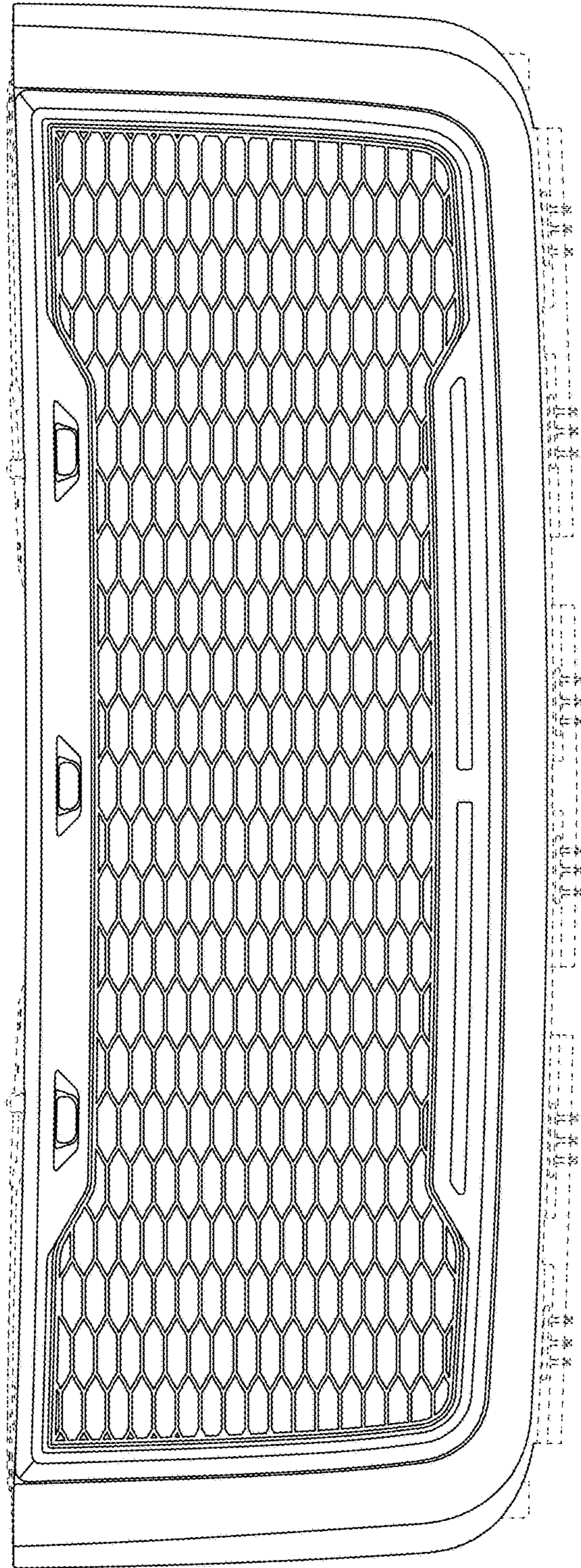


FIG. 2

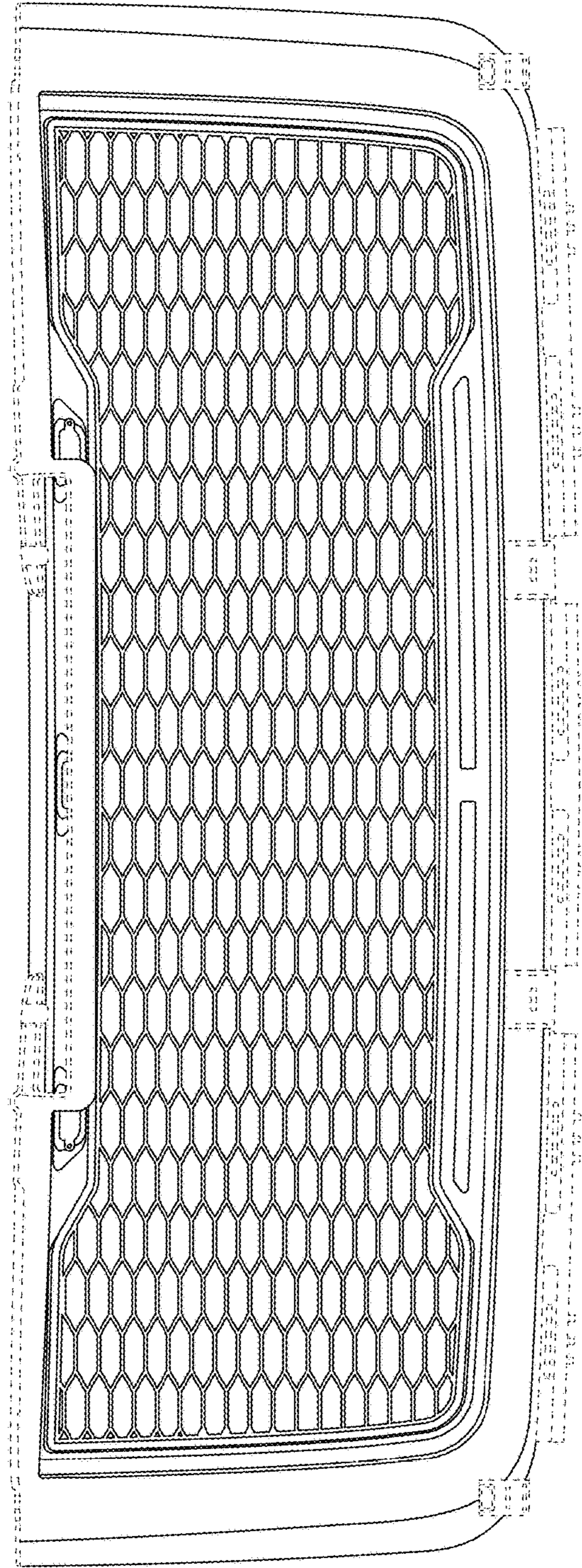


FIG. 3

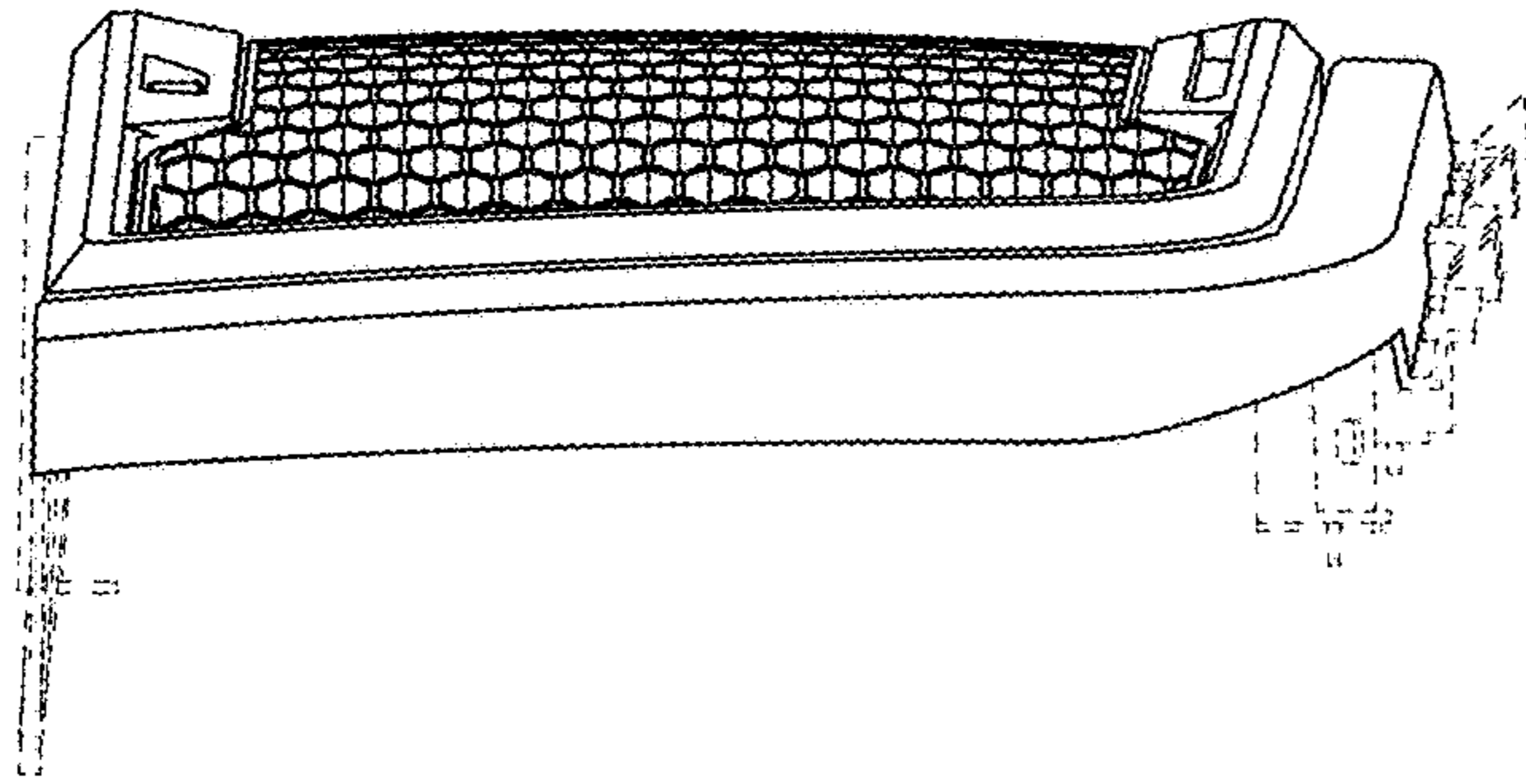


FIG. 4

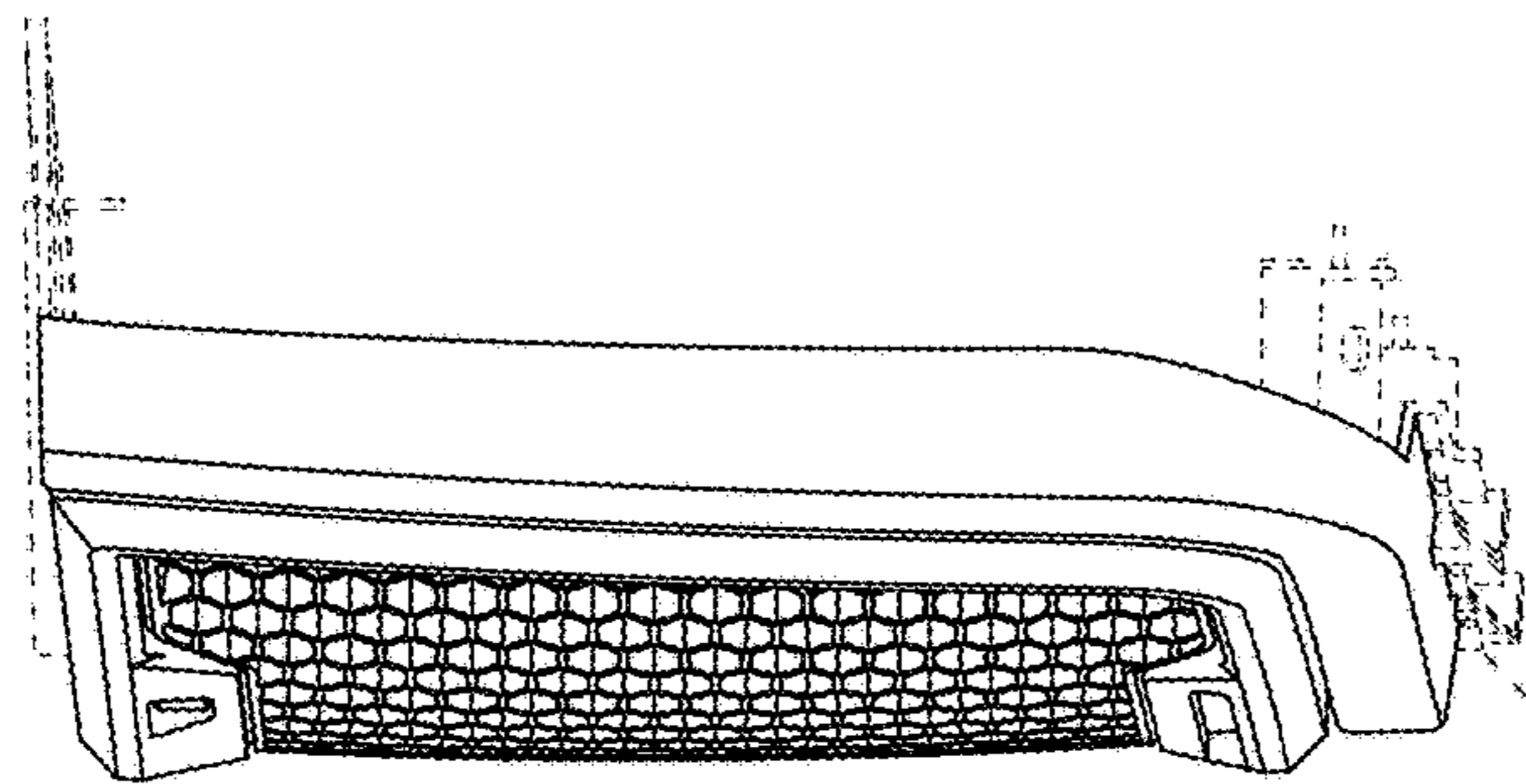


FIG. 5

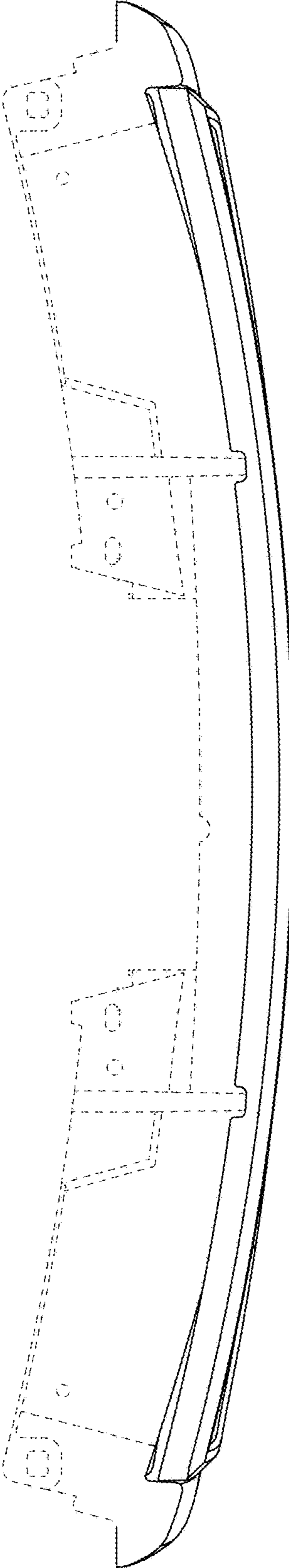


FIG. 6

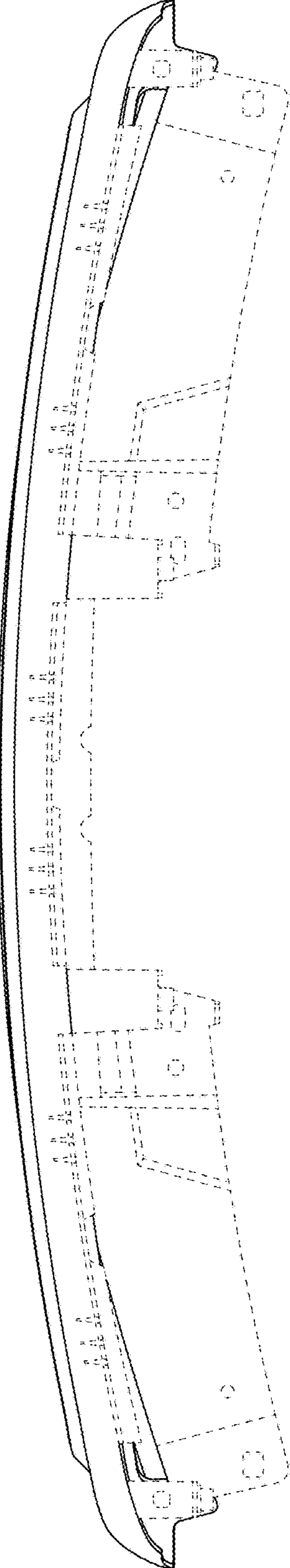


FIG. 7

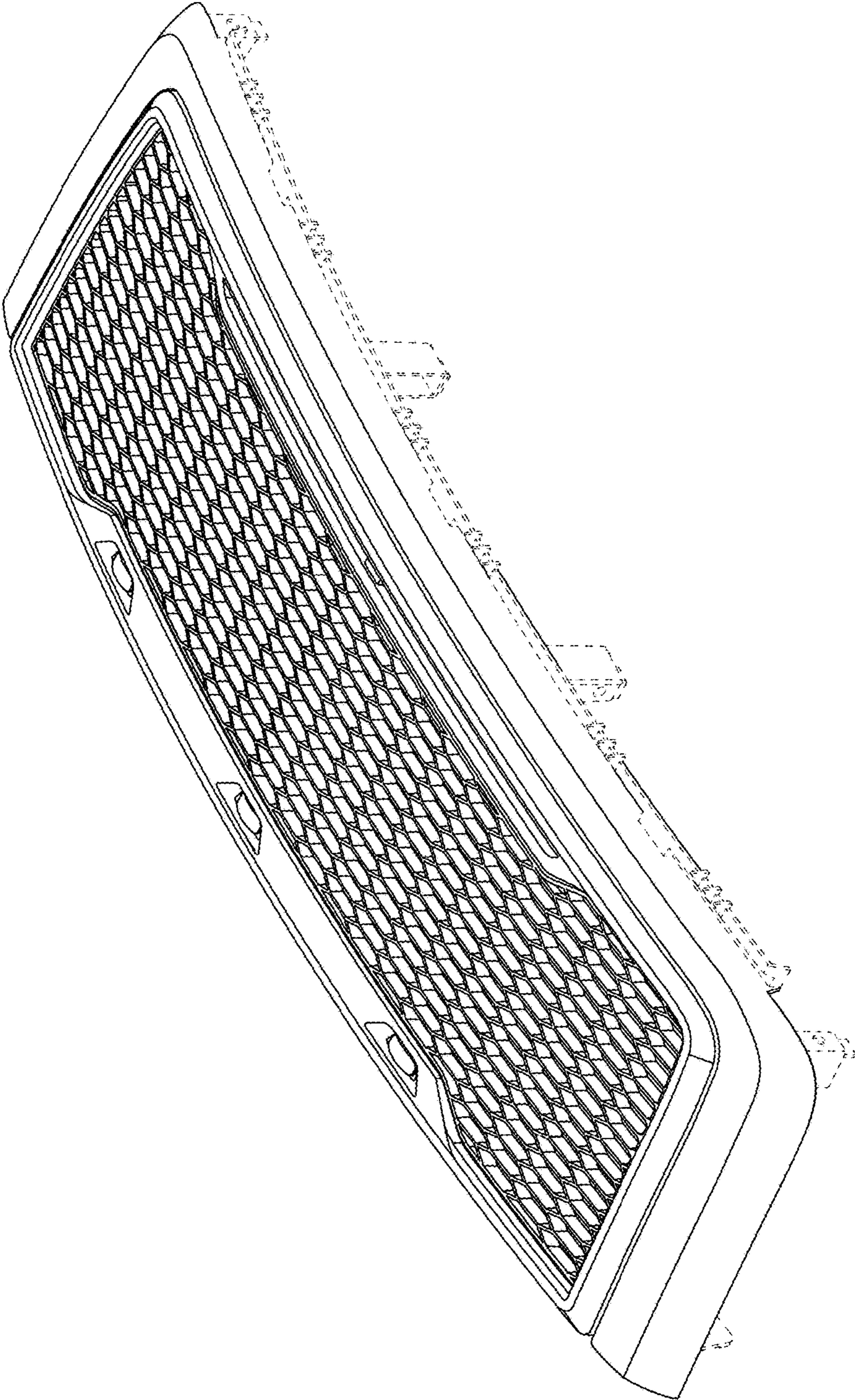


FIG. 8

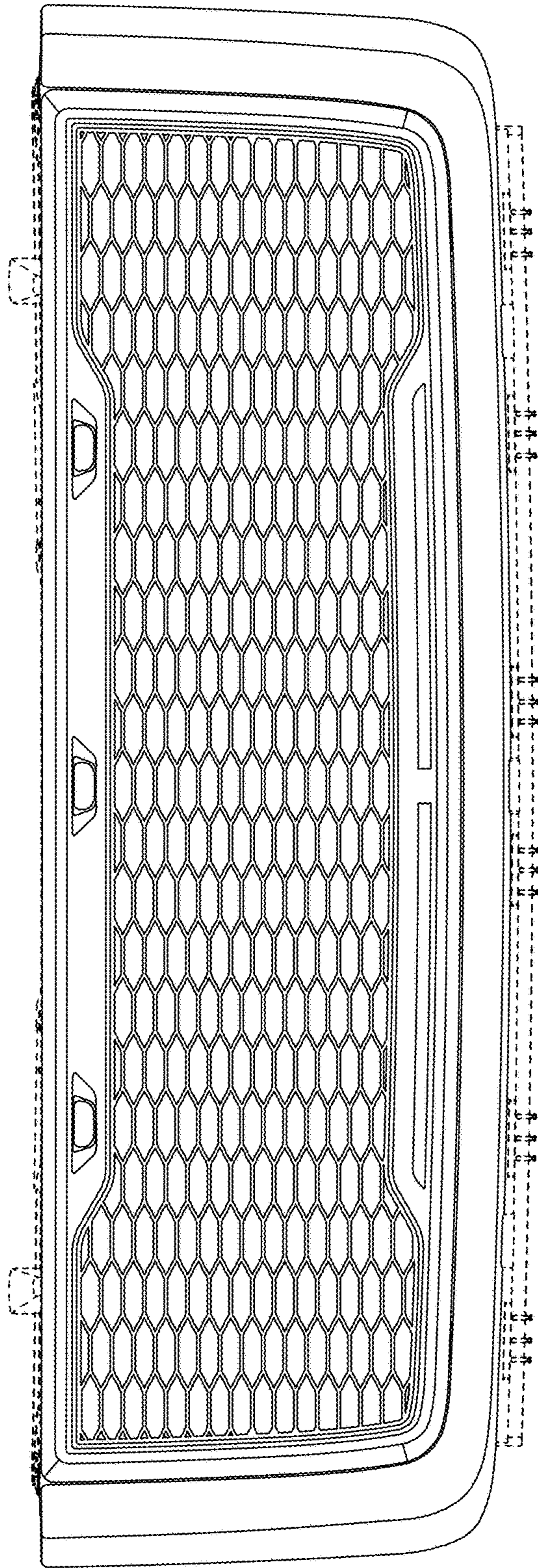


FIG. 9

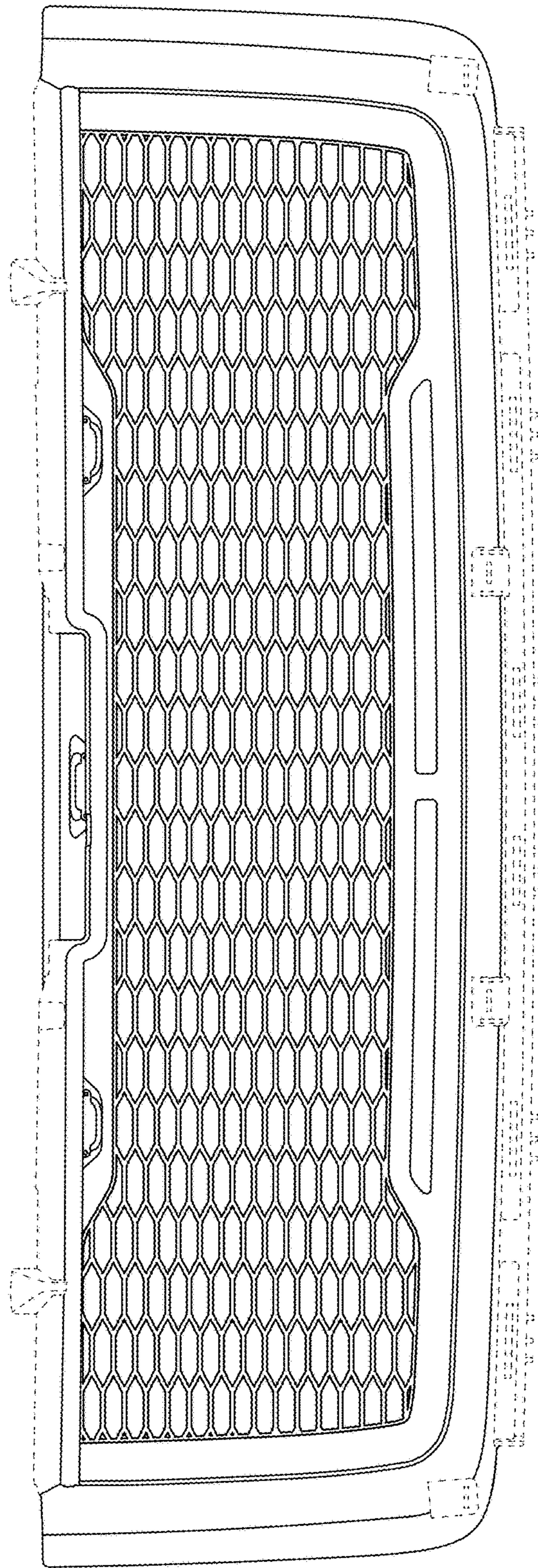


FIG. 10

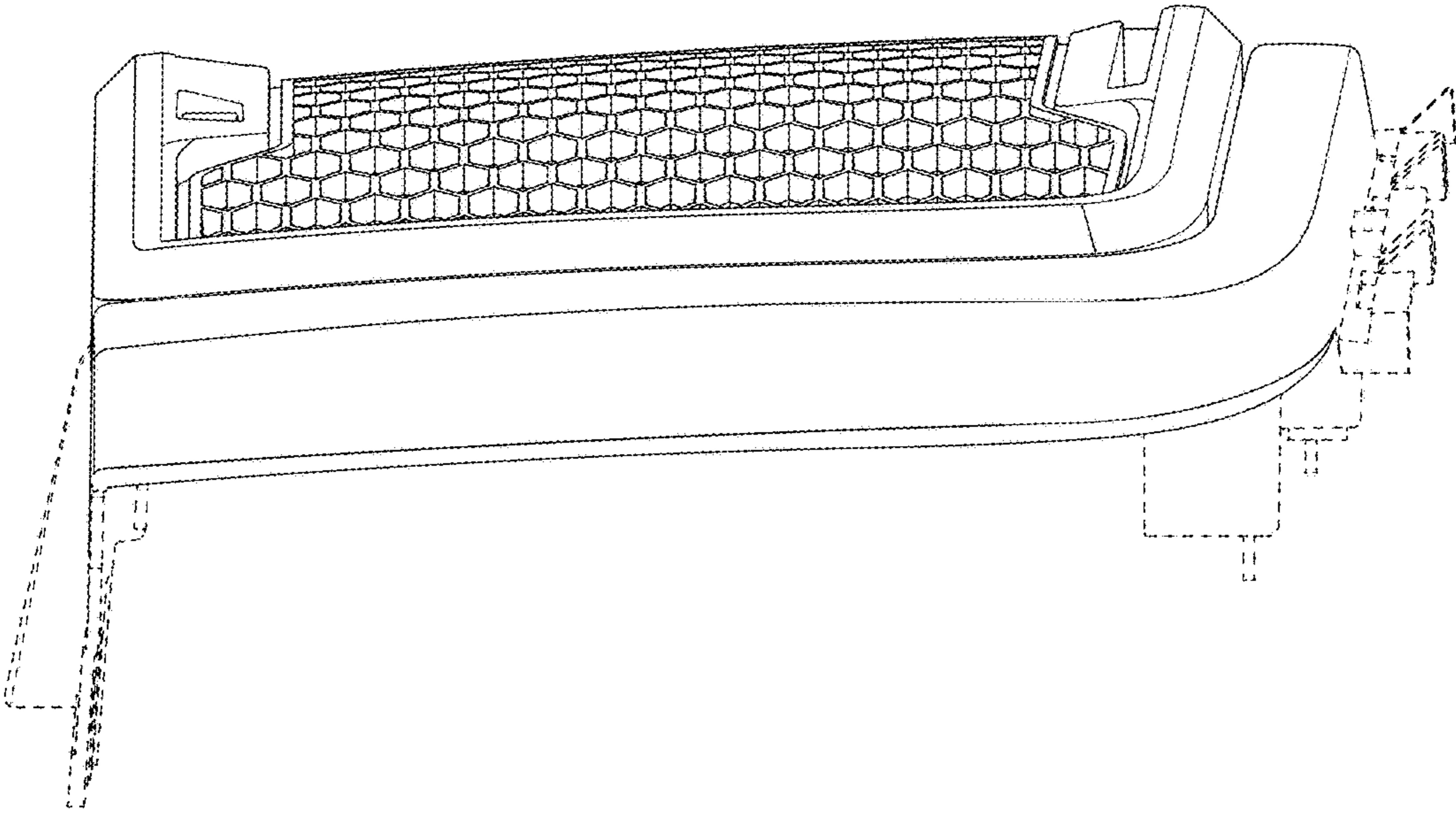


FIG. 11

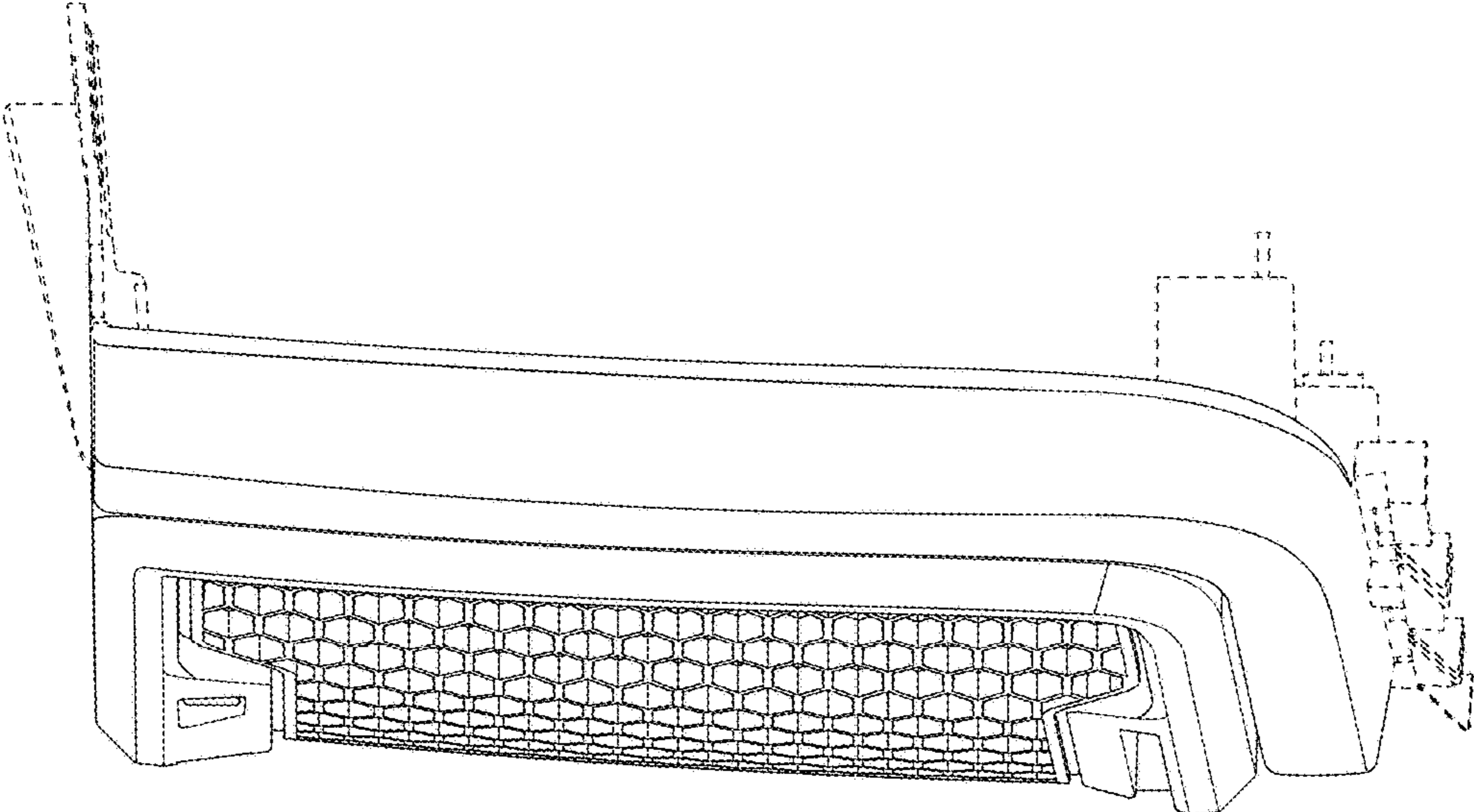


FIG. 12

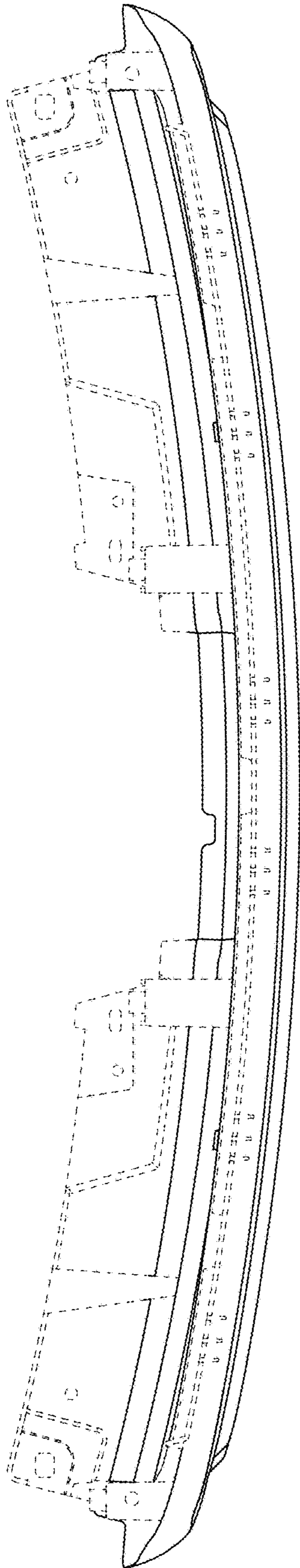


FIG. 13

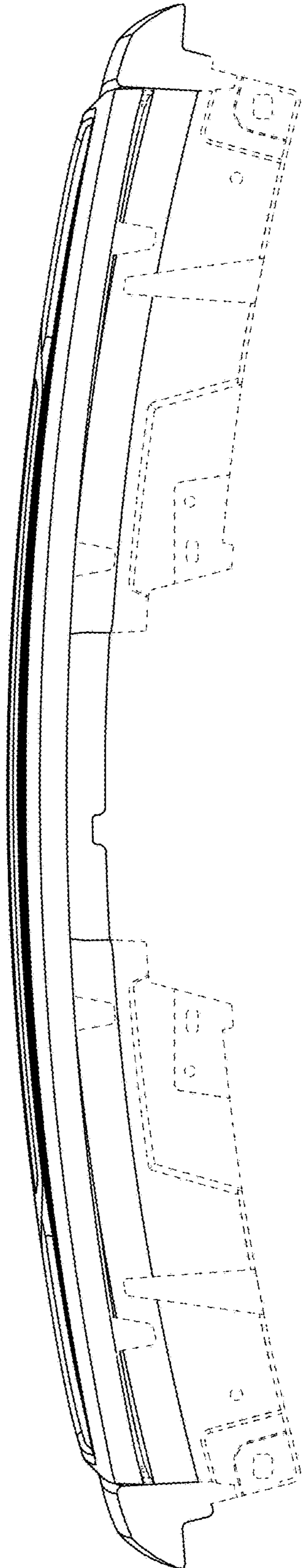


FIG. 14