



US00D837104S

(12) **United States Design Patent**  
**Armigliato et al.**

(10) **Patent No.:** **US D837,104 S**

(45) **Date of Patent:** **\*\* Jan. 1, 2019**

(54) **TOWING ATTACHMENT FOR VEHICLES**

(71) Applicant: **IVECO S.p.A.**, Turin OT (IT)

(72) Inventors: **Marco Armigliato**, Turin (IT); **Raffaele Vergano**, Cambiano (IT); **David Melvin Wilkie**, Turin (IT)

(73) Assignee: **IVECO S.p.A.**, Turin (IT)

(\*\*) Term: **15 Years**

(21) Appl. No.: **29/597,399**

(22) Filed: **Mar. 16, 2017**

(30) **Foreign Application Priority Data**

Sep. 19, 2016 (EM) ..... 003384858-0002

(51) **LOC (11) Cl.** ..... **12-16**

(52) **U.S. Cl.**  
USPC ..... **D12/162**

(58) **Field of Classification Search**  
USPC ..... D12/159, 160, 161, 162, 203, 223, 400,  
D12/202, 194; D8/354, 380, 349, 382  
CPC ..... B65D 85/00; H02G 13/00  
See application file for complete search history.

(56) **References Cited**

U.S. PATENT DOCUMENTS

D358,119 S *	5/1995	Winter	.....	D12/160
D394,421 S *	5/1998	Horstmann	.....	D12/162
D424,005 S *	5/2000	Henry	.....	D12/202
D462,256 S *	9/2002	Jaynes	.....	D12/160
D563,301 S *	3/2008	Douglas	.....	D12/194
D590,702 S *	4/2009	Giddings	.....	D8/382

D655,992 S *	3/2012	Noyes	.....	D12/180
D667,723 S *	9/2012	Minamikawa	.....	D8/382
D668,946 S *	10/2012	Minamikawa	.....	D8/382
D706,121 S *	6/2014	Norton	.....	D8/380
D714,348 S *	9/2014	Swanson	.....	B65D 85/00 D15/5
D716,636 S *	11/2014	McDonald	.....	D8/354
D764,896 S *	8/2016	Partridge	.....	H02G 13/00 D8/349

FOREIGN PATENT DOCUMENTS

EP	0481928	4/1992
FR	2558429	7/1985

\* cited by examiner

*Primary Examiner* — Karen S Acker

*Assistant Examiner* — Jerry Shiuan-Hua Hsu

(74) *Attorney, Agent, or Firm* — Stetina Brunda Garred and Brucker

(57) **CLAIM**

The ornamental design for towing attachment for vehicles, as shown and described.

**DESCRIPTION**

FIG. 1 is a top perspective view of the towing attachment for vehicles of the present invention showing our new design; FIG. 2 is a bottom perspective view thereof; FIG. 3 is a side view thereof, the opposite side views being identical; FIG. 4 is a front view thereof; FIG. 5 is top plan view thereof; and, FIG. 6 is a bottom view.

The broken lines illustrate portions of the towing attachment for vehicles that form no part of the claimed design.

**1 Claim, 6 Drawing Sheets**

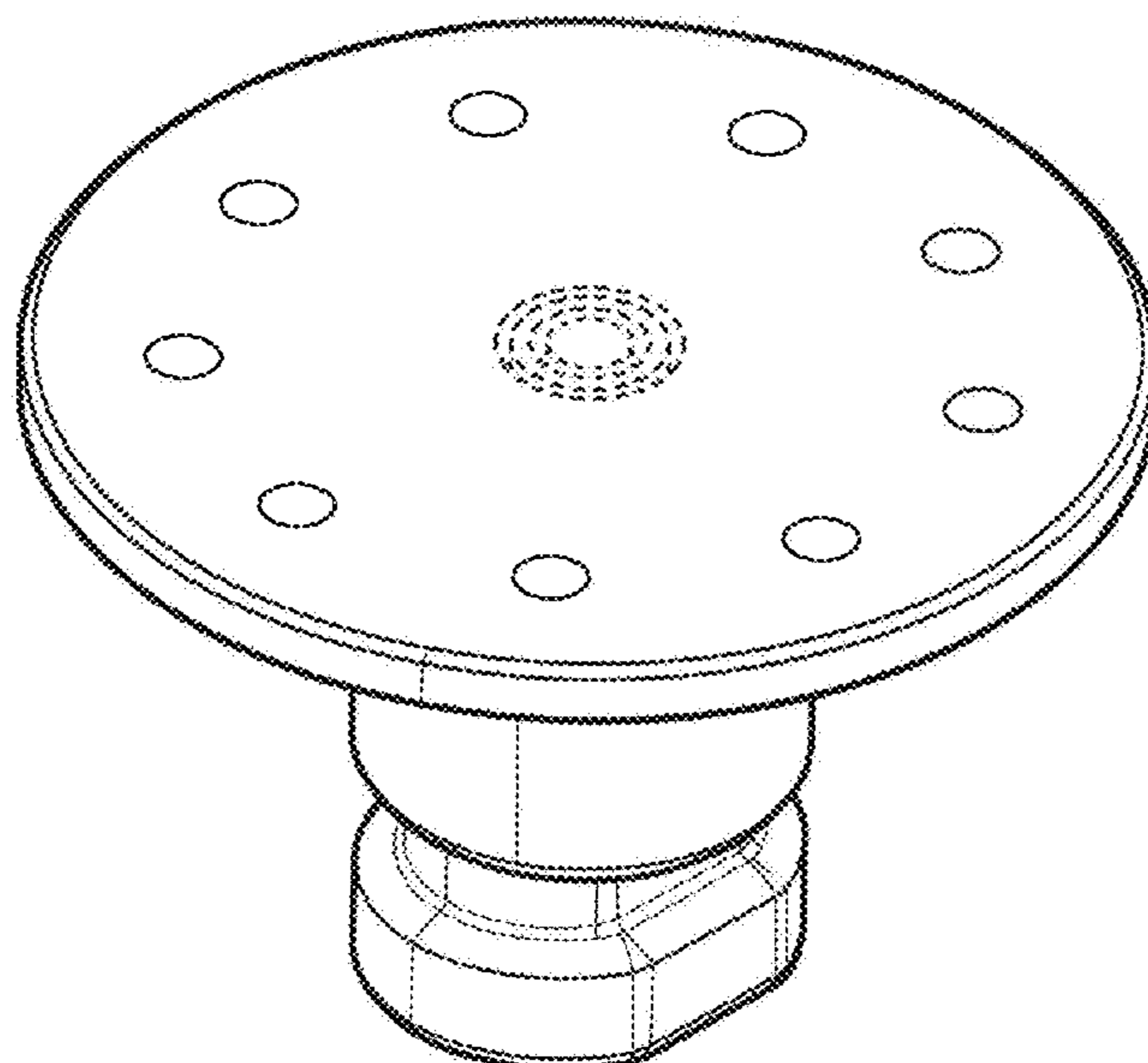


FIG. 1

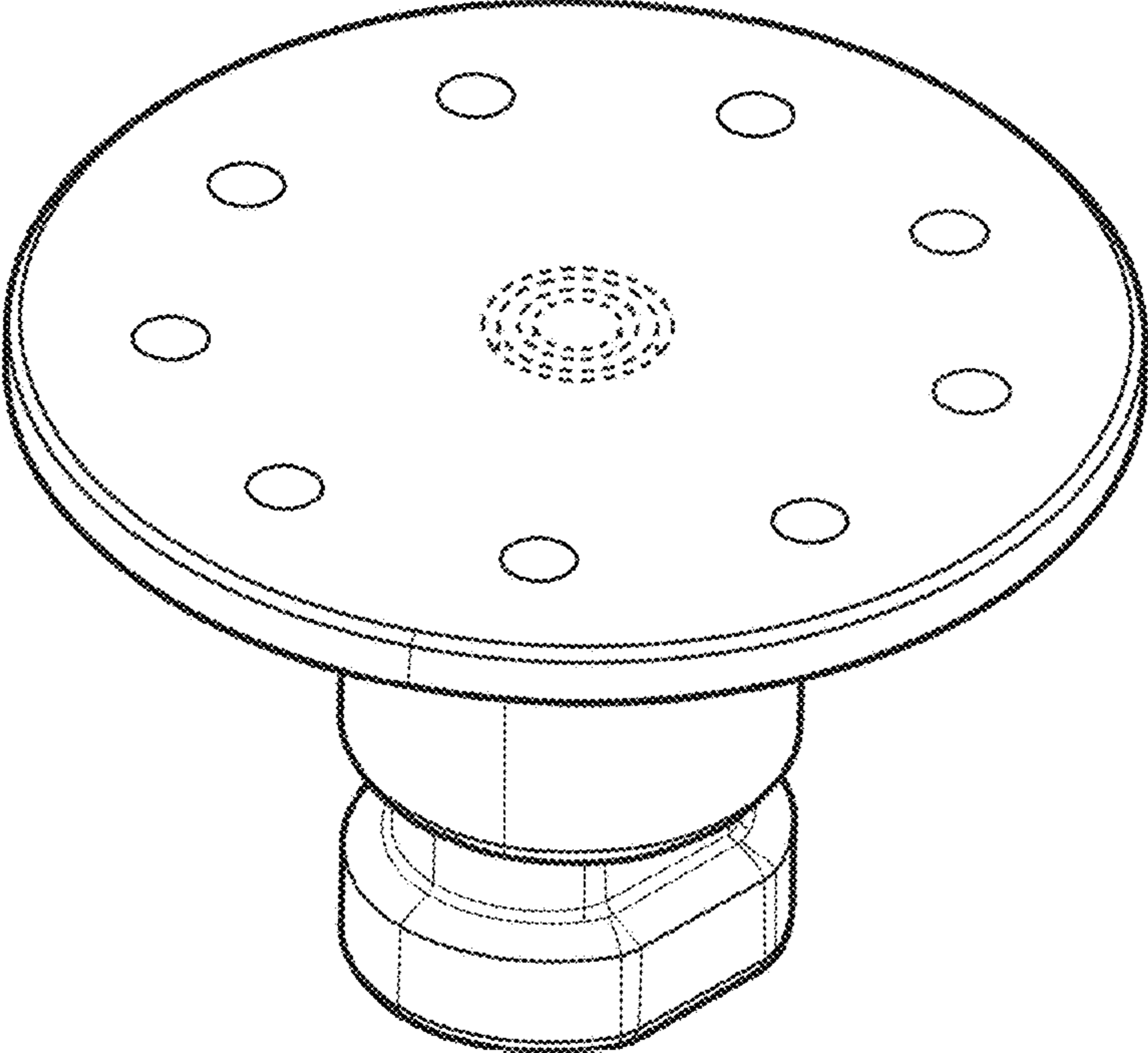


FIG. 2

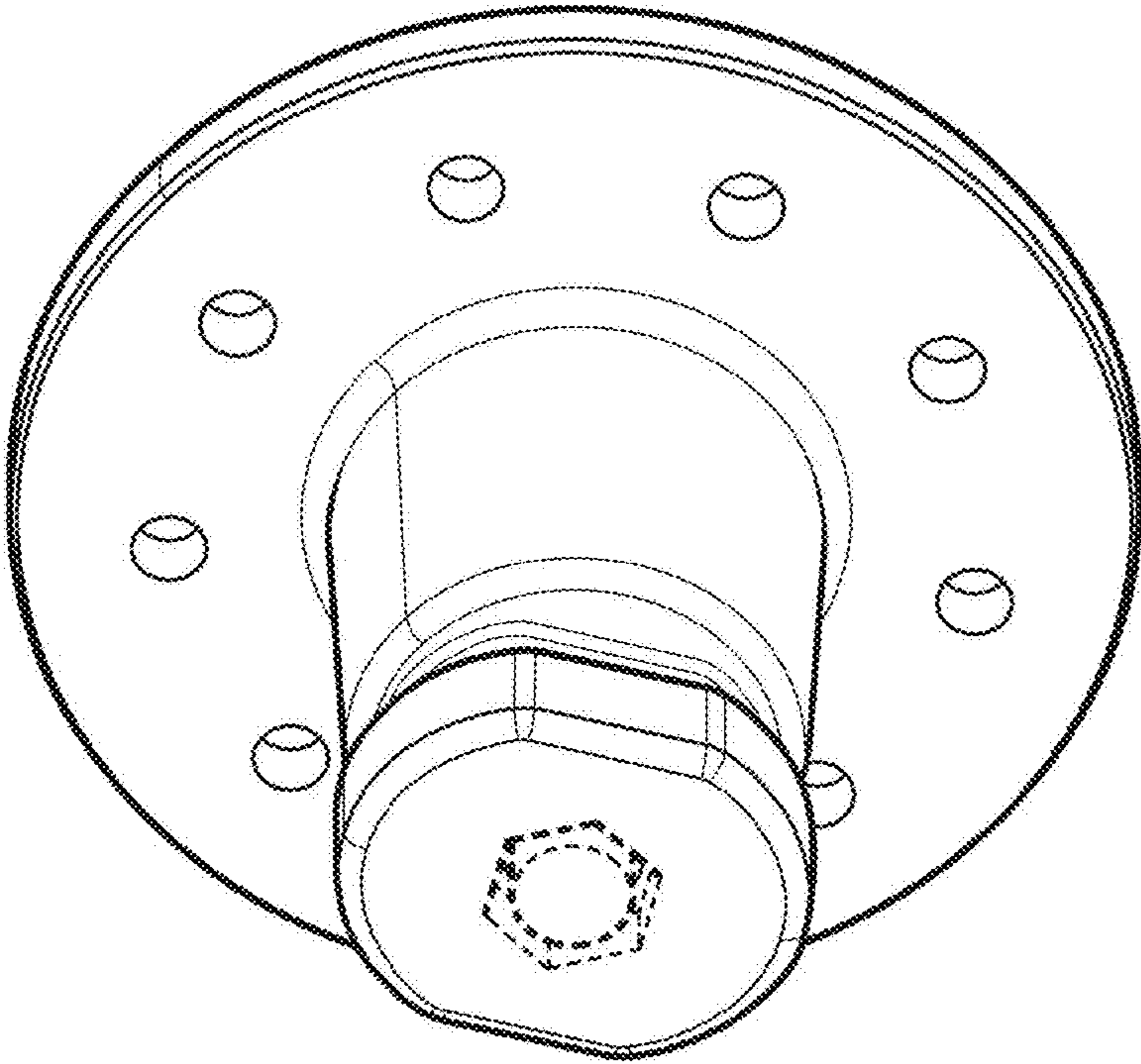


FIG. 3

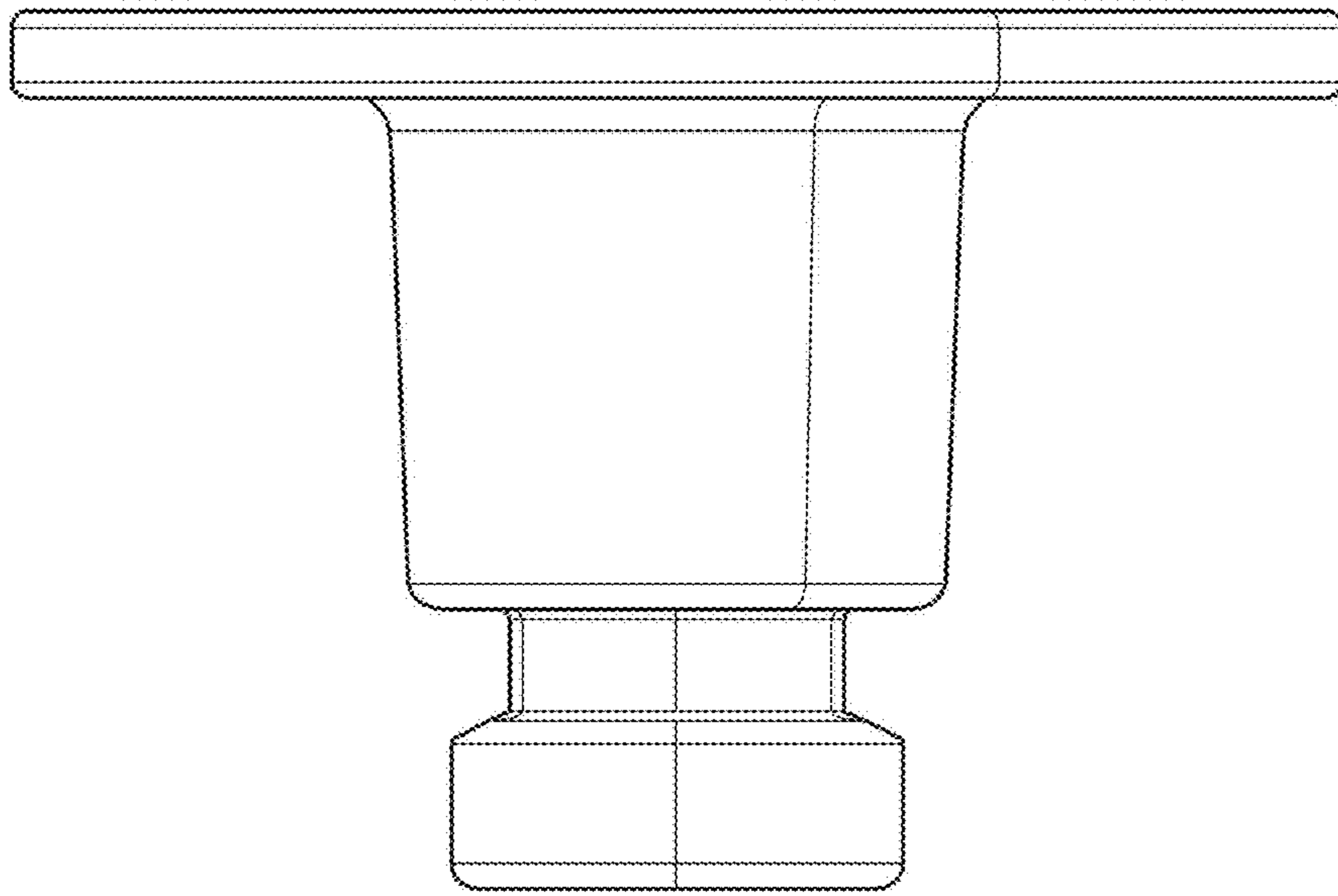


FIG. 4

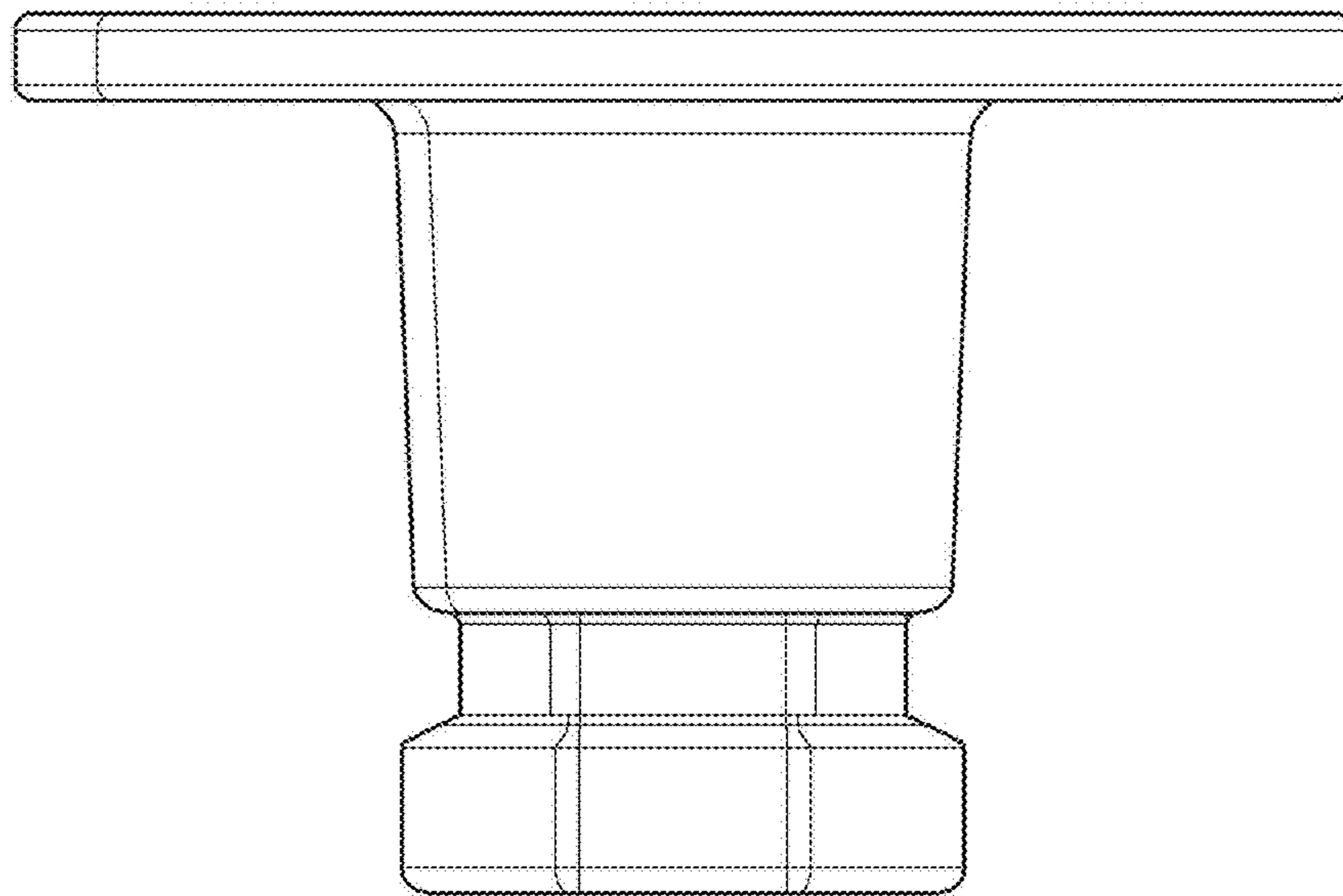


FIG. 5

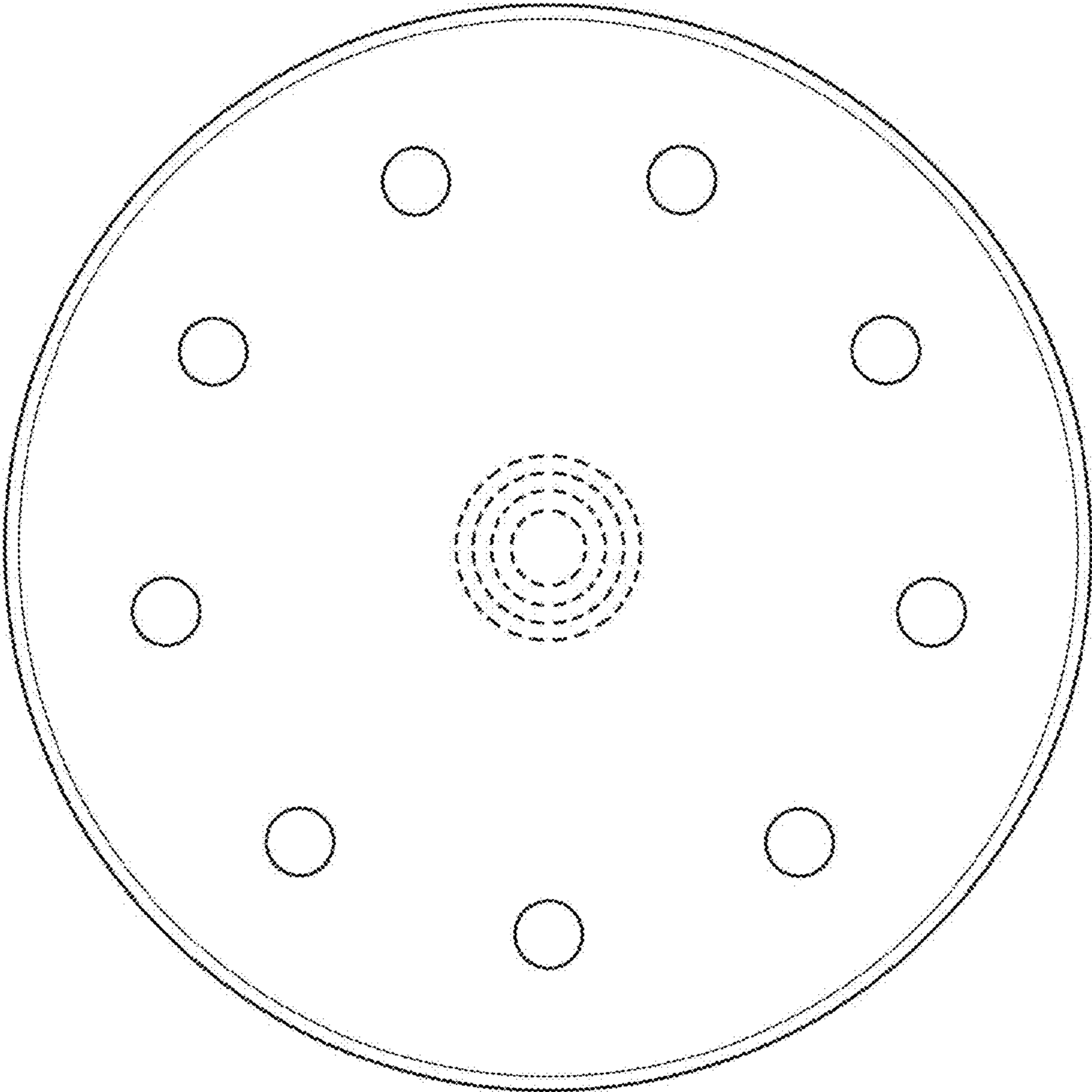




FIG. 6

