



US00D837091S

(12) **United States Design Patent**
Satyaketu

(10) **Patent No.:** **US D837,091 S**

(45) **Date of Patent:** **** Jan. 1, 2019**

(54) **DEYA LAMP ORNAMENT**

(71) Applicant: **Aartee S. Satyaketu**, Pembroke Pines, FL (US)

(72) Inventor: **Aartee S. Satyaketu**, Pembroke Pines, FL (US)

(**) Term: **15 Years**

(21) Appl. No.: **29/598,284**

(22) Filed: **Mar. 24, 2017**

(51) **LOC (11) Cl.** **11-04**

(52) **U.S. Cl.**
USPC **D11/117; D26/25**

(58) **Field of Classification Search**
USPC D11/117, 121, 124, 125, 130, 131, 132, D11/133, 157, 40, 47, 79; D26/1, 4, 24, D26/25, 94, 6, 7, 5; 362/571, 565, 362/249.14, 249.16, 806; 428/7, 8, 9, 10, 428/12, 21
CPC F21W 2121/00; F21W 2121/004; F21W 2121/06; A44C 15/0015; A44C 7/00; A47G 33/08; A47G 2033/0827; A47G 33/0863; F21S 4/00; F21S 4/10; F21S 4/15; F21S 4/20; F21S 4/22; B44C 5/00; B44C 5/04; B44C 5/06; A41G 1/00; A41G 1/004; A41G 1/005
See application file for complete search history.

(56) **References Cited**

U.S. PATENT DOCUMENTS

- D22,103 S * 1/1893 Twyman D11/117
- D35,571 S * 1/1902 Wilentshik D11/117
- 1,640,282 A * 8/1927 Migliaccio G09F 13/28
362/147
- 1,651,962 A * 12/1927 Miller A63H 37/00
40/538
- D99,867 S * 6/1936 Hoffmeister D11/117

- D135,162 S * 3/1943 Williams D11/108
- D412,998 S * 8/1999 Mount D11/117
- D413,173 S * 8/1999 Mount D11/117
- 6,050,701 A * 4/2000 Stone F21V 21/08
362/249.11
- 6,079,855 A * 6/2000 Azeredo F21V 1/06
362/351
- 6,155,697 A * 12/2000 Ahroni F21V 21/002
362/249.16
- D450,396 S * 11/2001 Chang D11/119
- D450,397 S * 11/2001 Chang D11/119
- D450,399 S * 11/2001 Chang D11/119
- D452,921 S * 1/2002 Chang D11/121
- D453,384 S * 2/2002 Chang D11/119
- 6,390,645 B1 * 5/2002 Wu F21V 21/088
362/227
- D647,648 S * 10/2011 Rahman D26/25
- D647,649 S * 10/2011 Rahman D26/25
- D648,052 S * 11/2011 Rahman D26/25
- D648,053 S * 11/2011 Rahman D26/25
- 2003/0012021 A1 * 1/2003 Chang F21S 4/20
362/249.16

* cited by examiner

Primary Examiner — Elizabeth J Oswecki

(74) *Attorney, Agent, or Firm* — Robert J. Craig

(57) **CLAIM**

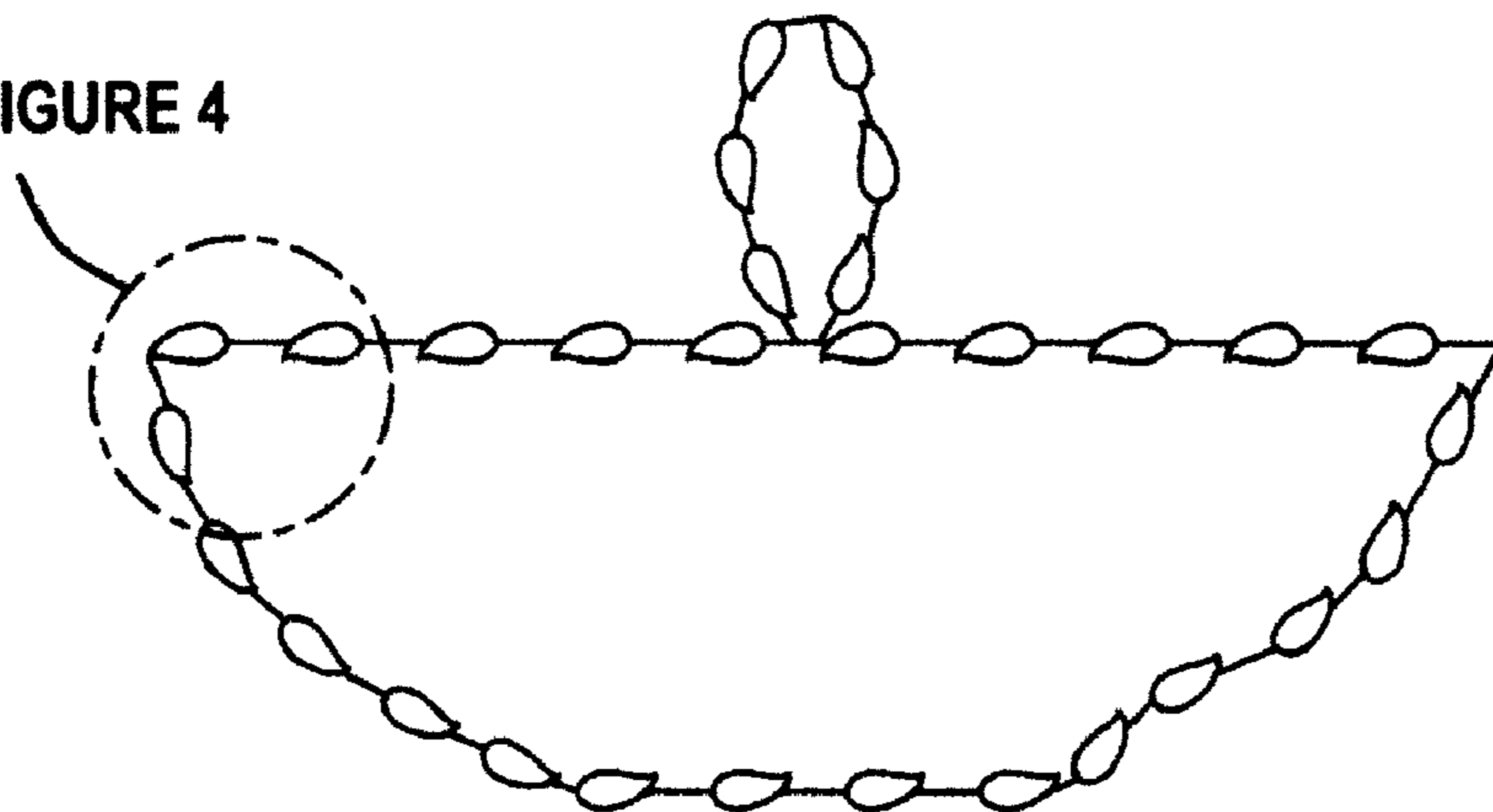
The ornamental design for a deya lamp ornament, as shown and described.

DESCRIPTION

FIG. 1 is a front elevation view of a deya lamp ornament showing my new design;
FIG. 2 is a side view thereof;
FIG. 3 is a top view thereof; and,
FIG. 4 is an enlarged portion view taken from encircled portion labeled FIG. 4 in FIG. 1.
All surfaces not shown form no part of the claimed design.
The broken line circle used to define the enlarged portion view of FIG. 4 forms no part of the claimed design.

1 Claim, 1 Drawing Sheet

SEE FIGURE 4



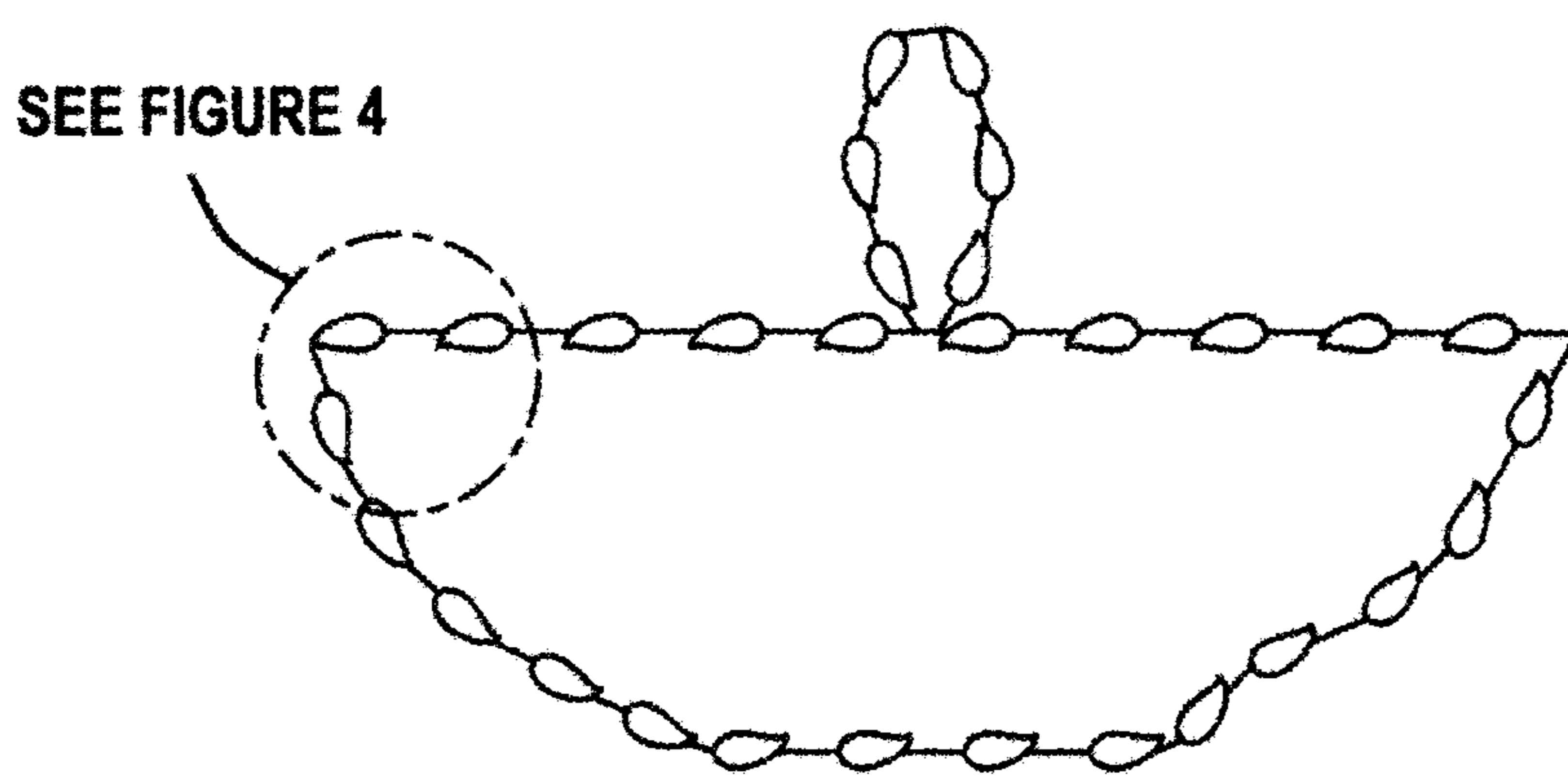


FIGURE 1



FIGURE 2




FIGURE 3

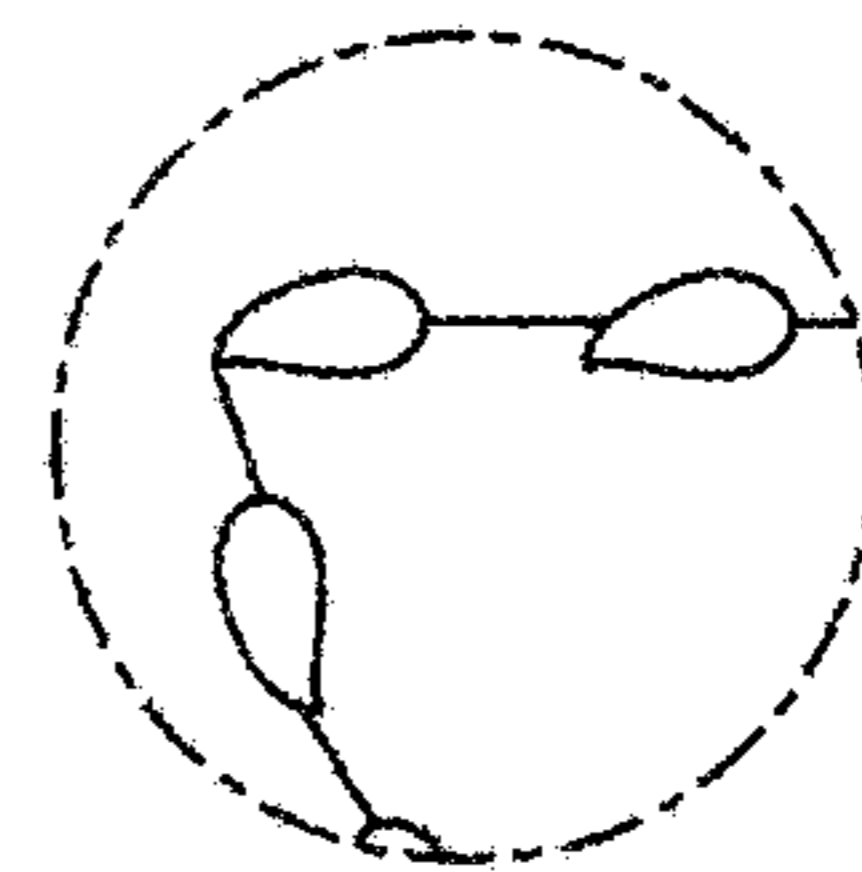


FIGURE 4