



US00D837087S

(12) **United States Design Patent** (10) **Patent No.:** **US D837,087 S**
Akana et al. (45) **Date of Patent:** **** Jan. 1, 2019**

(54) **BAND ATTACHMENT**

(71) Applicant: **Apple Inc.**, Cupertino, CA (US)

(72) Inventors: **Jody Akana**, San Francisco, CA (US); **Bartley K. Andre**, Palo Alto, CA (US); **Shota Aoyagi**, San Francisco, CA (US); **Anthony Michael Ashcroft**, San Francisco, CA (US); **Jeremy Bataillou**, San Francisco, CA (US); **Daniel J. Coster**, San Francisco, CA (US); **Daniele De Iuliis**, San Francisco, CA (US); **M. Evans Hankey**, San Francisco, CA (US); **Julian Hoenig**, San Francisco, CA (US); **Richard P. Howarth**, San Francisco, CA (US); **Jonathan P. Ive**, San Francisco, CA (US); **Duncan Robert Kerr**, San Francisco, CA (US); **Marc A. Newson**, London (GB); **Matthew Dean Rohrbach**, San Francisco, CA (US); **Peter Russell-Clarke**, San Francisco, CA (US); **Benjamin Andrew Shaffer**, San Jose, CA (US); **Mikael Silvano**, San Francisco, CA (US); **Christopher J. Stringer**, Woodside, CA (US); **Eugene Antony Whang**, San Francisco, CA (US); **Rico Zörkendörfer**, San Francisco, CA (US)

(73) Assignee: **Apple Inc.**, Cupertino, CA (US)

(**) Term: **15 Years**

(21) Appl. No.: **29/572,917**

(22) Filed: **Aug. 1, 2016**

Related U.S. Application Data

(63) Continuation of application No. 29/519,910, filed on Mar. 9, 2015, now Pat. No. Des. 764,347, and a (Continued)

(51) **LOC (11) Cl.** **11-01**

(52) **U.S. Cl.**
USPC **D11/94**

(58) **Field of Classification Search**
USPC D11/1, 25, 32, 93, 94; D10/30-32
(Continued)

(56) **References Cited**

U.S. PATENT DOCUMENTS

2,163,208 A * 6/1939 Moody A44C 5/14
224/177
D178,326 S * 7/1956 Sharp D11/94
(Continued)

FOREIGN PATENT DOCUMENTS

EP 2636328 A1 9/2013
GB 618917 A 3/1949
(Continued)

OTHER PUBLICATIONS

U.S. Appl. No. 29/499,081, filed Aug. 11, 2014; Akana et al.
(Continued)

Primary Examiner — Zenia I Bennett
(74) *Attorney, Agent, or Firm* — Sterne, Kessler, Goldstein & Fox P.L.L.C.

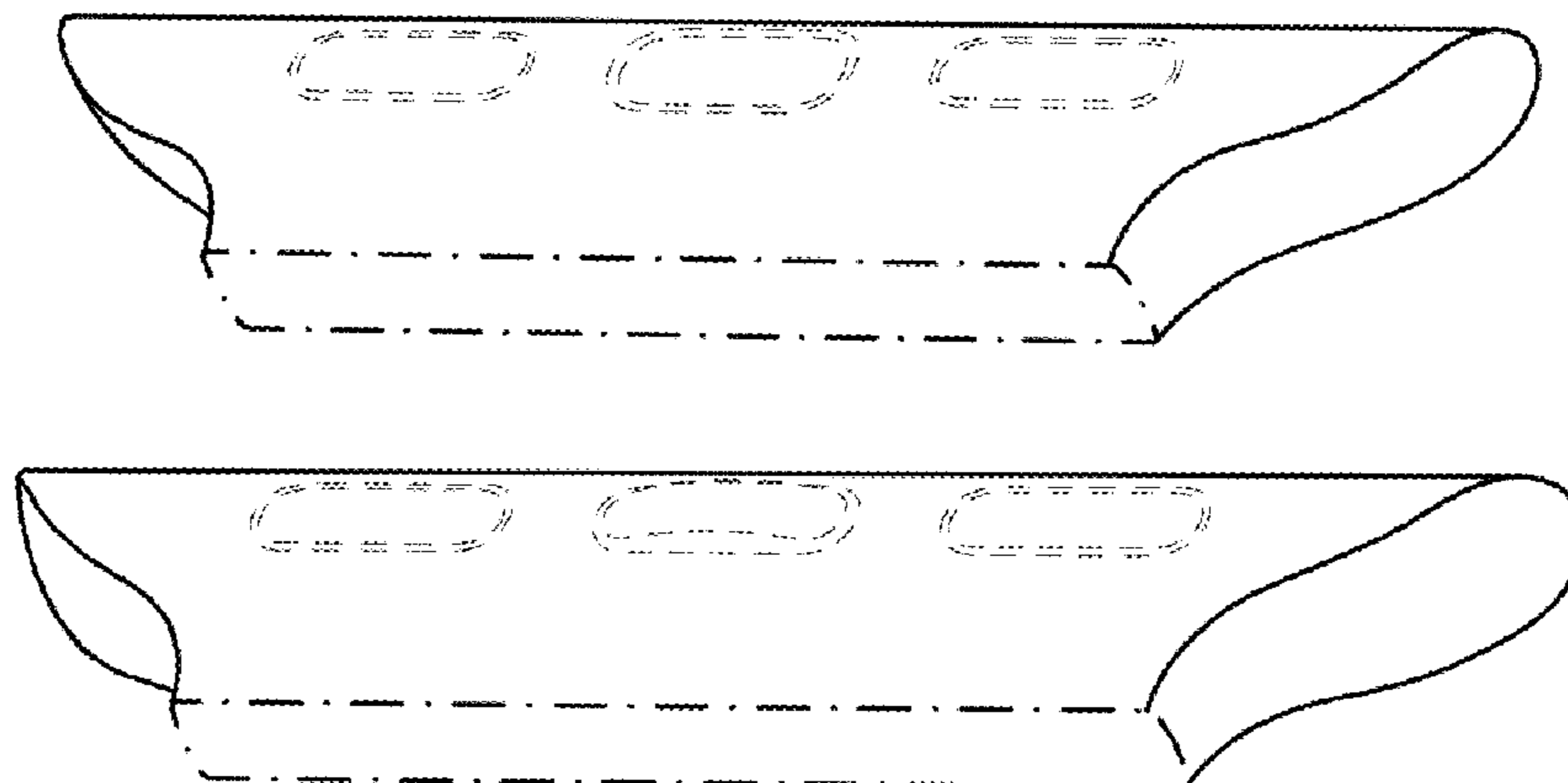
(57) **CLAIM**

The ornamental design for a band attachment, as shown and described.

DESCRIPTION

FIG. 1 is a top rear perspective view of a band attachment showing the claimed design;
FIG. 2 is top front perspective view thereof;
FIG. 3 is a rear view thereof;
FIG. 4 is a front view thereof;
FIG. 5 is a right side view thereof;
FIG. 6 is a left side view thereof;
FIG. 7 is a top view thereof; and,
FIG. 8 is a bottom view thereof.

(Continued)



The broken lines in the figures show portions of the band attachment that form no part of the claimed design.

The dot-dash lines in the figures show boundaries that form no part of the claimed design.

1 Claim, 4 Drawing Sheets

Related U.S. Application Data

continuation of application No. 29/519,114, filed on Mar. 2, 2015, now Pat. No. Des. 763,124, and a continuation of application No. 29/518,902, filed on Feb. 27, 2015, now Pat. No. Des. 764,965, which is a continuation of application No. 29/499,069, filed on Aug. 11, 2014, now Pat. No. Des. 748,010.

(58) **Field of Classification Search**

CPC A44C 5/02-5/246
See application file for complete search history.

(56) **References Cited**

U.S. PATENT DOCUMENTS

3,030,686	A	4/1962	Burkhardt	
3,237,395	A *	3/1966	Bennett	A44C 5/08 224/175
3,609,963	A *	10/1971	Inchinose	A44C 5/24 224/176
3,665,565	A	5/1972	Kruger	
3,675,284	A	7/1972	Rieth	
3,965,670	A	6/1976	Ihringer	
D305,743	S *	1/1990	Hirsch	D11/94
5,363,351	A	11/1994	Carney	
D382,504	S *	8/1997	Strasser	D11/12
6,101,842	A	8/2000	Delacretaz	
D473,818	S	4/2003	Salvisberg	
D494,098	S	8/2004	Cohen	
D643,772	S	8/2011	Mikkelsen	
8,601,784	B2	12/2013	Kaltenrieder	
D724,469	S	3/2015	Akana et al.	
D727,197	S	4/2015	Akana et al.	
D727,198	S	4/2015	Akana et al.	
D727,199	S	4/2015	Akana et al.	
D727,787	S	4/2015	Akana et al.	

D731,346	S	6/2015	Akana et al.
D735,588	S	8/2015	Shimunov
D737,156	S	8/2015	Akana et al.
D737,157	S	8/2015	Akana et al.
D737,158	S	8/2015	Akana et al.
D737,159	S	8/2015	Akana et al.
D739,780	S	9/2015	Akana et al.
D744,356	S	12/2015	Akana et al.
D745,421	S	12/2015	Akana et al.
D746,707	S	1/2016	Akana et al.
D747,234	S	1/2016	Akana et al.
D748,008	S	1/2016	Akana et al.
D748,009	S	1/2016	Akana et al.
D748,010	S	1/2016	Akana et al.
D748,527	S	2/2016	Akana et al.
D749,009	S	2/2016	Akana et al.
D749,450	S	2/2016	Akana et al.
D749,460	S	2/2016	Akana et al.
D749,977	S	2/2016	Akana et al.
D750,524	S	3/2016	Akana et al.
D750,525	S	3/2016	Akana et al.
D751,070	S	3/2016	Akana et al.
D756,357	S	5/2016	Akana et al.
D759,725	S	6/2016	Akana et al.
D764,340	S	8/2016	Akana
2007/0070823	A1	3/2007	Sima
2007/0125123	A1	6/2007	Sierro et al.
2012/0312052	A1	12/2012	Yliluoma et al.
2014/0096345	A1	4/2014	Tschumi
2014/0098649	A1	4/2014	Tschumi

FOREIGN PATENT DOCUMENTS

GB	2082277	6/1999
WO	WO-2013182397 A1	12/2013

OTHER PUBLICATIONS

U.S. Appl. No. 29/499,082, filed Aug. 11, 2014; Akana et al.
 U.S. Appl. No. 29/499,090, filed Aug. 11, 2014; Akana et al.
 U.S. Appl. No. 29/501,624, filed Sep. 5, 2014; Akana et al.
 etsy.com, "1 Set Silver End Cap Clasp—Findings Large Toggle Clasp End Caps Buckle Connector with Five Inside Loops for Jewelry Making 26mm," <<http://www.etsy.com/listing/101269004/1-set-silver-end-cap-clasp-findings?ref=market>>, Listed on Aug. 29, 2014, accessed Oct. 9, 2014.

* cited by examiner




FIG. 1




FIG. 2



FIG. 3




FIG. 4



FIG. 5



FIG. 6



FIG. 7



FIG. 8

UNITED STATES PATENT AND TRADEMARK OFFICE
CERTIFICATE OF CORRECTION

PATENT NO. : D837,087 S
APPLICATION NO. : 29/572917
DATED : January 1, 2019
INVENTOR(S) : Akana et al.

Page 1 of 1

It is certified that error appears in the above-identified patent and that said Letters Patent is hereby corrected as shown below:

On the Title Page

Please replace the "Related U.S. Application Data" Item (63) with the following:

Continuation of application No. 29/519,910, filed on Mar. 9, 2015, now Pat. No. Des. 764,347, which is a continuation of application No. 29/499,069, filed on Aug. 11, 2014, now Pat. No. Des. 748,010, and a continuation of application No. 29/519,114, filed on Mar. 2, 2015, now Pat. No. Des. 763,124, which is a continuation of application No. 29/499,069, filed on Aug. 11, 2014, now Pat. No. Des. 748,010, and a continuation of application No. 29/518,902, filed on Feb. 27, 2015, now Pat. No. Des. 764,965, which is a continuation of application No. 29/499,069, filed on Aug. 11, 2014, now Pat. No. Des. 748,010.

Signed and Sealed this
Eleventh Day of May, 2021



Drew Hirshfeld
*Performing the Functions and Duties of the
Under Secretary of Commerce for Intellectual Property and
Director of the United States Patent and Trademark Office*