



US00D837084S

(12) **United States Design Patent** (10) **Patent No.:** **US D837,084 S**
Zhang (45) **Date of Patent:** **** *Jan. 1, 2019**

(54) **BRACELET**

(71) Applicant: **Shenzhen Powerunion Technology Co., Ltd.**, Shenzhen (CN)

(72) Inventor: **Xiujun Zhang**, Shenzhen (CN)

(73) Assignee: **SHENZHEN POWERUNION TECHNOLOGY CO., LTD.**, Shenzhen (CN)

(*) Notice: This patent is subject to a terminal disclaimer.

(**) Term: **15 Years**

(21) Appl. No.: **29/630,438**

(22) Filed: **Dec. 21, 2017**

(30) **Foreign Application Priority Data**

Nov. 2, 2017 (CN) 2017 3 0533819

(51) **LOC (11) Cl.** **11-01**

(52) **U.S. Cl.**
USPC **D11/12**

(58) **Field of Classification Search**

USPC D11/1-39, 79, 91, 92

CPC A44C 5/00; A44C 5/0007; A44C 5/0015;

A44C 5/003; A44C 5/0053; A44C

5/0046; A44C 5/0061; A44C 5/0069;

A44C 5/0076; A44C 5/0084; A44C 9/00;

A44C 9/0007; A44C 9/0014; A44C

9/0023; A44C 9/003; A44C 9/0038; A44C

9/0046; A44C 9/0053; A44C 9/0061;

A44C 9/0069; A44C 9/0076; A44C

17/0258; A44C 17/0266; A44C 17/0275;

A44C 17/0283; A44C 17/02; A44C

17/0208; A44C 1/00; A44C 3/00; A44C

3/001; A44C 3/008

See application file for complete search history.

(56) **References Cited**

U.S. PATENT DOCUMENTS

D18,189 S * 3/1888 Juvet D11/7

D84,303 S * 6/1931 Schwab D11/12

D491,091 S * 6/2004 Osinga D11/26

7,040,120 B2 * 5/2006 Hunter A44C 11/00

59/78

D575,655 S * 8/2008 Maier D11/3

D575,660 S 8/2008 Maier

D575,662 S 8/2008 Maier

(Continued)

OTHER PUBLICATIONS

[Online] "Billie Bijoux Womens 925 Sterling Silver Infinity Endless Love Symbol Charm Adjustable Bracelet." Available for sale online Mar. 20, 2017. Retrieved Feb. 20, 2018.*

Primary Examiner — Melanie Pellegrini

(57) **CLAIM**

The ornamental design for a bracelet, as shown and described.

DESCRIPTION

FIG. 1 is a perspective view of the bracelet showing my new design;

FIG. 2 is a front elevational view thereof;

FIG. 3 is a rear elevational view thereof;

FIG. 4 is a left side elevational view thereof;

FIG. 5 is a right side elevational view thereof;

FIG. 6 is a top plan view thereof;

FIG. 7 is a bottom plan view thereof;

FIG. 8 is an enlarged view of a circle portion 8 of FIG. 1;

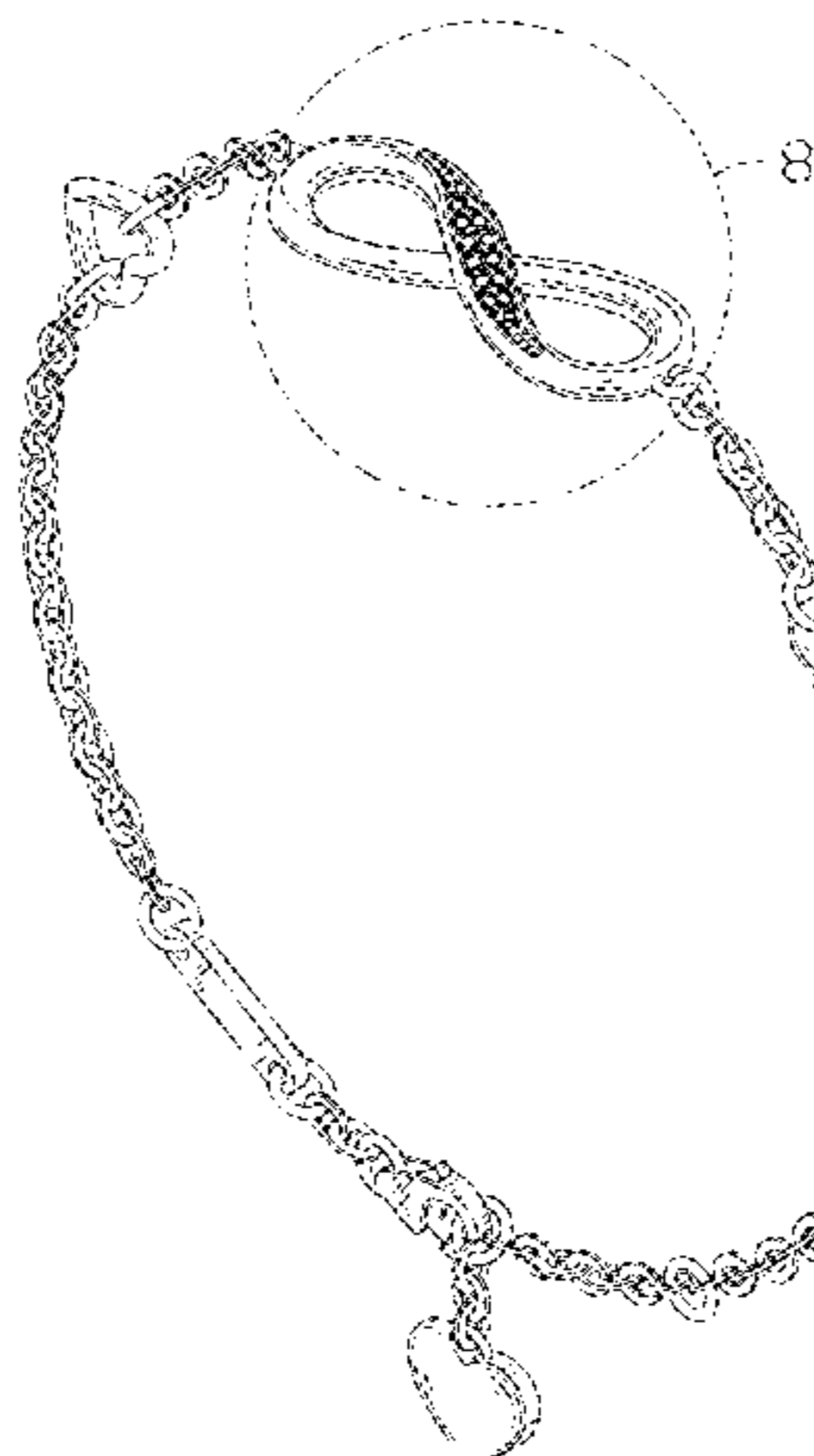
FIG. 9 is an enlarged view of a circle portion 9 of FIG. 6;

and,

FIG. 10 is an enlarged view of a circle portion 10 of FIG. 7.

The dot-dash style broken lines shown in FIGS. 1 and 6-10 show an unclaimed boundary line. The broken lines showing

(Continued)



gemstones in FIGS. 7 and 10 represent portions of the bracelet which form no part of the claimed design.

1 Claim, 10 Drawing Sheets

(56)

References Cited

U.S. PATENT DOCUMENTS

D580,811 S *	11/2008	Bulgari	D11/16
D617,230 S *	6/2010	Johnson	D11/3
D631,380 S *	1/2011	Papadimitriou	D11/3
D644,551 S *	9/2011	Aug	D11/5
D749,452 S	2/2016	Butler	
D780,007 S *	2/2017	Marchand	D11/13
D783,439 S	4/2017	Gruosi-Scheufele	
2013/0305782 A1 *	11/2013	Butler	A44C 5/20 63/12

* cited by examiner



FIG. 1



FIG. 2



FIG. 3

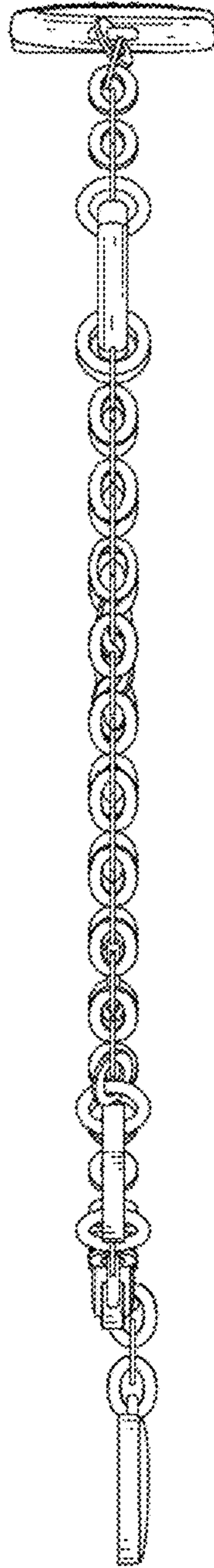


FIG. 4

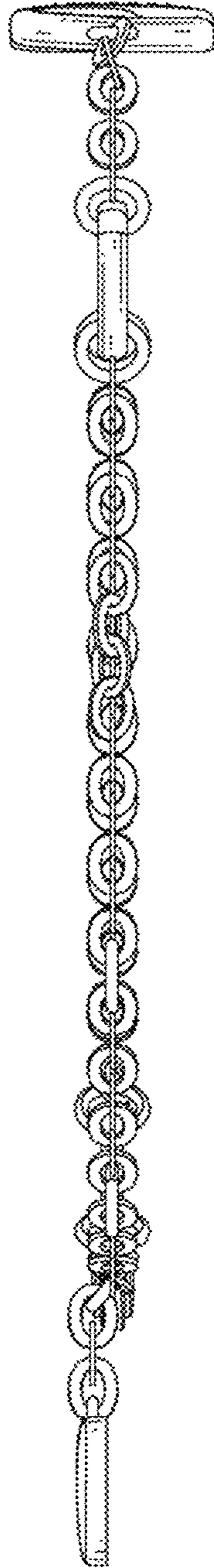


FIG. 5

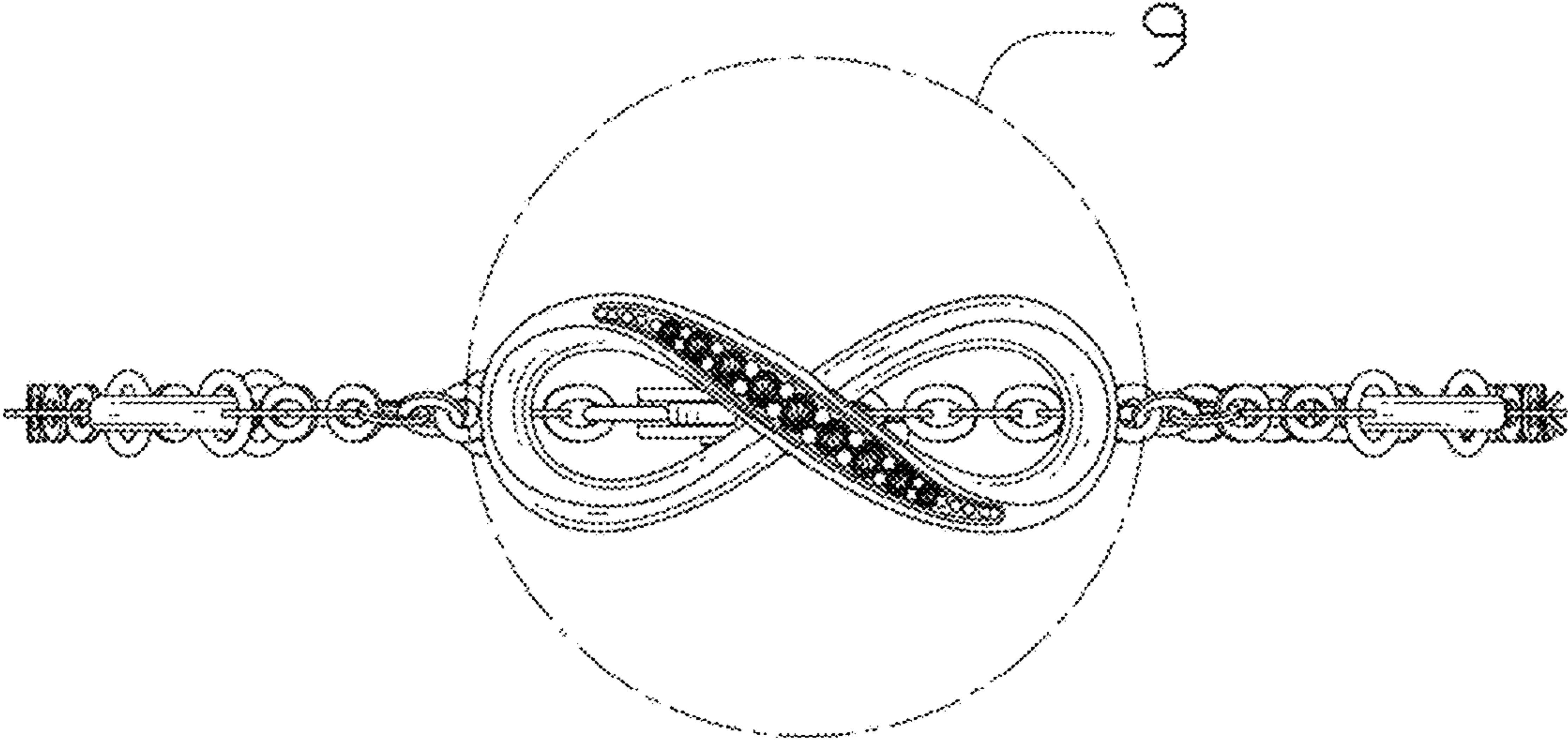


FIG. 6

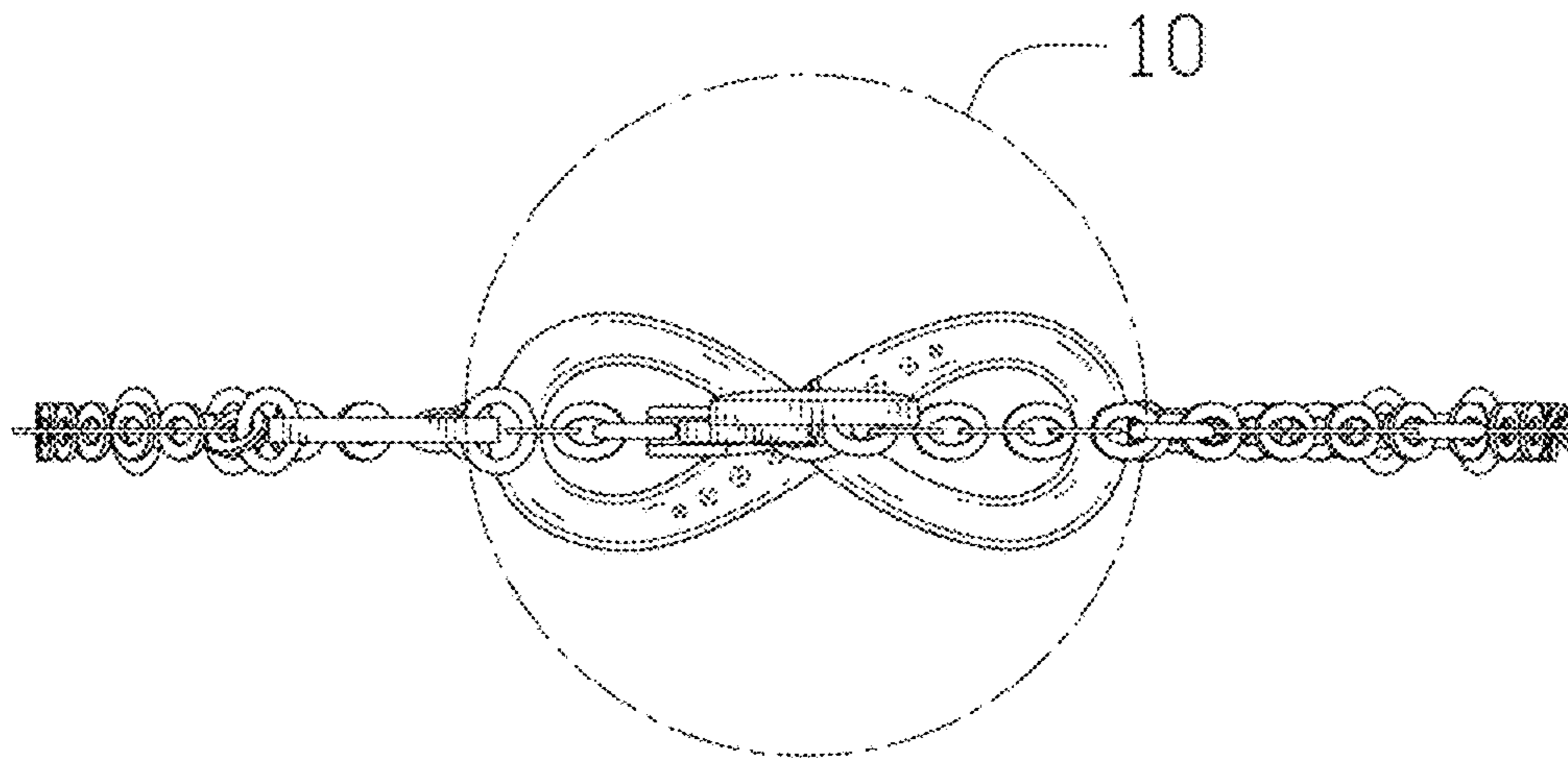


FIG. 7



FIG. 8

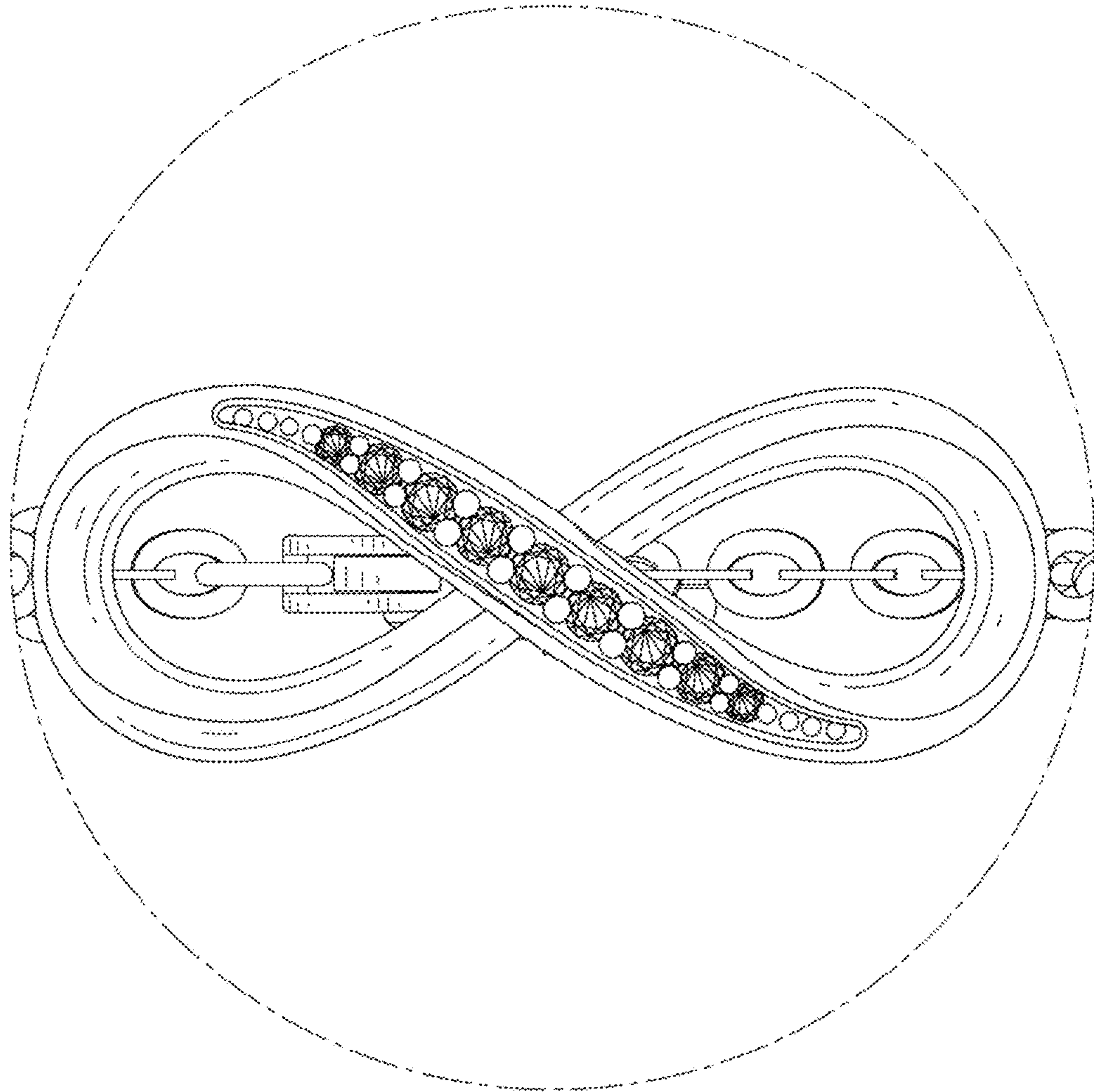


FIG. 9

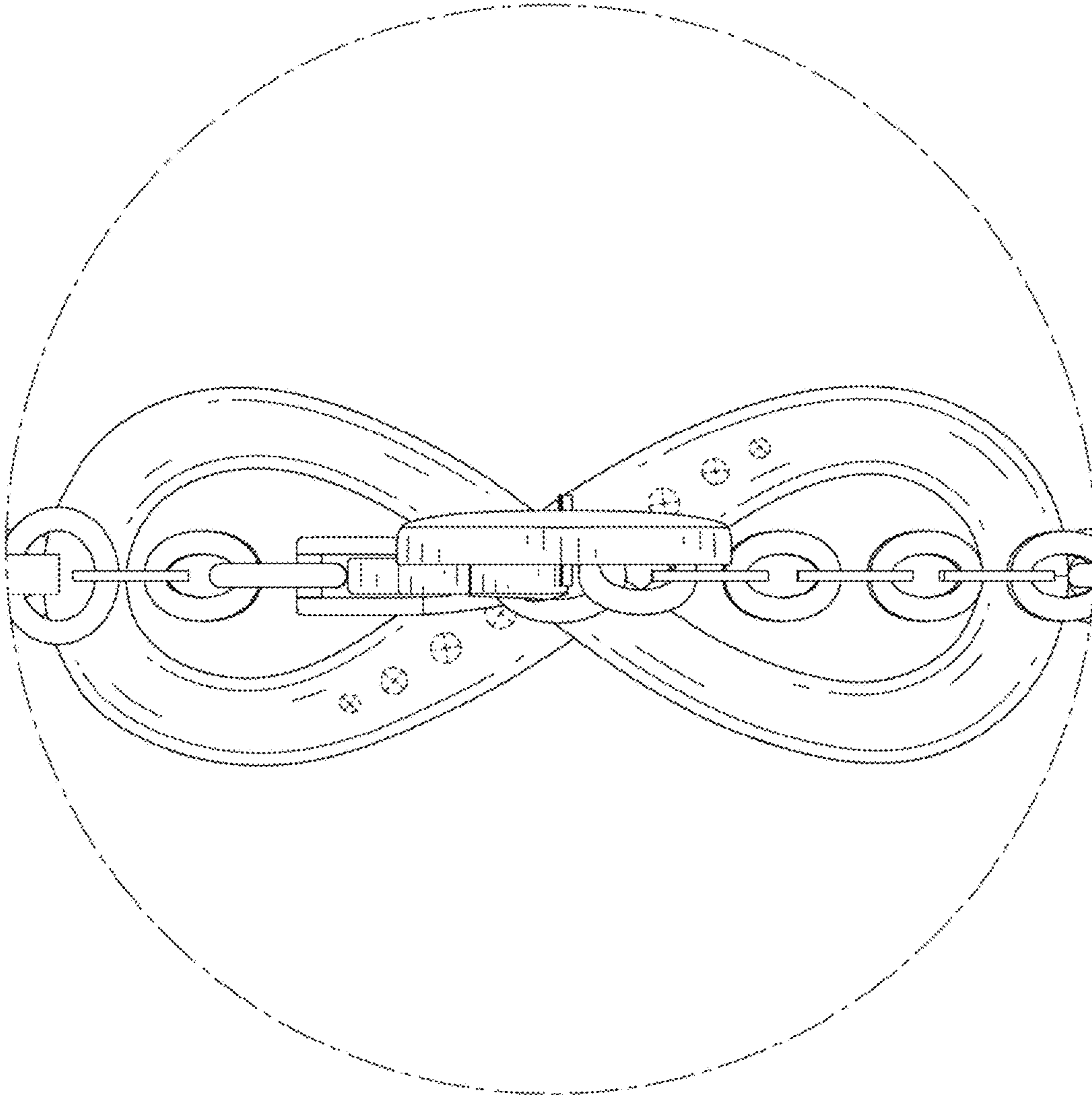


FIG. 10