



US00D837080S

(12) **United States Design Patent** (10) **Patent No.:** **US D837,080 S**
Siminoff et al. (45) **Date of Patent:** **** Jan. 1, 2019**

(54) **WIRELESS ENTRANCE COMMUNICATION DEVICE**

(71) Applicant: **Ring Inc.**, Santa Monica, CA (US)

(72) Inventors: **James Siminoff**, Pacific Pallisades, CA (US); **Mark Siminoff**, Mountain View, CA (US); **Christopher Loew**, Palo Alto, CA (US)

(73) Assignee: **Ring Inc.**, Santa Monica, CA (US)

(**) Term: **15 Years**

(21) Appl. No.: **29/634,031**

(22) Filed: **Jan. 17, 2018**

Related U.S. Application Data

(63) Continuation of application No. 29/602,977, filed on May 5, 2017, which is a continuation of application No. 29/558,589, filed on Mar. 18, 2016, now Pat. No. Des. 788,061, which is a continuation-in-part of application No. 14/499,828, filed on Sep. 29, 2014, now Pat. No. 9,584,775, which is a continuation-in-part of application No. 14/334,922, filed on Jul. 18, 2014.

(51) **LOC (11) Cl.** **10-05**

(52) **U.S. Cl.**
USPC **D10/118.2**

(58) **Field of Classification Search**
USPC D10/118-118.2; D14/159
CPC G08B 13/196; G09F 27/00; G06F 17/30
See application file for complete search history.

(56) **References Cited**

U.S. PATENT DOCUMENTS

D197,278 S 1/1964 Stevenson
D258,424 S 3/1981 Doggart
D392,576 S 3/1998 Pun

D500,751 S 1/2005 Yukikado et al.
D505,127 S * 5/2005 Yoshida D14/159
D526,306 S 8/2006 Hori
D573,500 S 7/2008 Beland et al.
D574,742 S 8/2008 Spencer
D605,542 S 12/2009 Ho

(Continued)

FOREIGN PATENT DOCUMENTS

CN 3081868D 7/1998
CN 300801060D 7/2008

(Continued)

Primary Examiner — George D. Kirschbaum

(74) *Attorney, Agent, or Firm* — Lee & Hayes, PLLC

(57) **CLAIM**

The ornamental design for a wireless entrance communication device, as shown and described.

DESCRIPTION

FIG. 1 is a front perspective view of a preferred embodiment of the wireless entrance communication device according to the present design;

FIG. 2 is a front elevational view of the wireless entrance communication device of FIG. 1;

FIG. 3 is a rear elevational view of the wireless entrance communication device of FIG. 1;

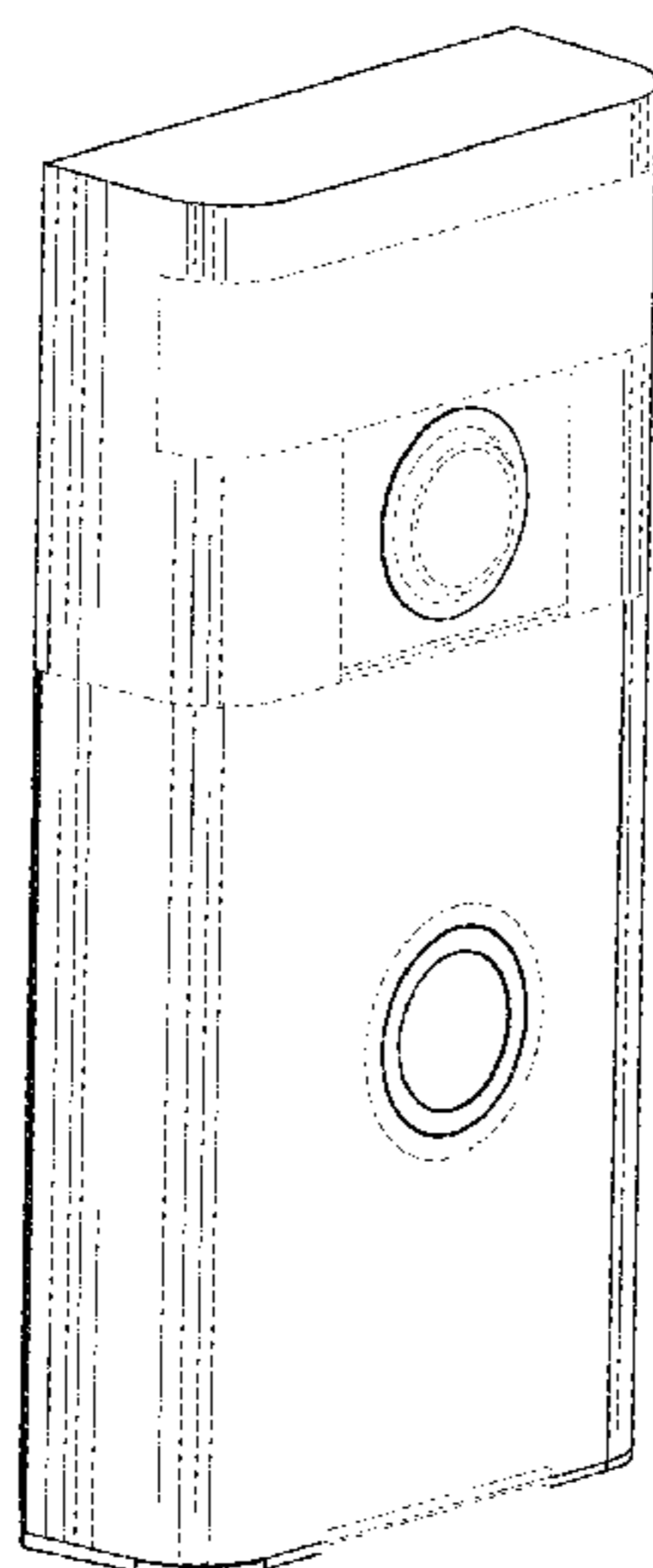
FIG. 4 is a left-side elevational view of the wireless entrance communication device of FIG. 1, the right-side elevational view being a mirror image thereof;

FIG. 5 is a top plan view of the wireless entrance communication device of FIG. 1; and,

FIG. 6 is a bottom plan view of the wireless entrance communication device of FIG. 1.

The broken line showing of features and mounting elements is included for the purpose of illustrating portions of the wireless entrance communication device, and forms no part of the claimed design.

1 Claim, 5 Drawing Sheets



(56)

References Cited

U.S. PATENT DOCUMENTS

D610,031 S 2/2010 Beland et al.
 D621,795 S 8/2010 Tsui et al.
 D635,102 S 3/2011 Tsui et al.
 D636,286 S 4/2011 Khor et al.
 D636,287 S 4/2011 Khor et al.
 D637,099 S 5/2011 Khor et al.
 D696,224 S * 12/2013 Murayama D14/159
 D707,147 S 6/2014 Crippa et al.
 D710,727 S 8/2014 Siminoff
 D710,728 S 8/2014 Siminoff
 D749,006 S 2/2016 Ure et al.
 D752,011 S 3/2016 Takahata
 D761,753 S * 7/2016 Michielan D14/159
 D764,958 S 8/2016 Scalisi
 D765,530 S 9/2016 Scalisi
 D766,865 S 9/2016 Tani
 D773,428 S * 12/2016 Takahata D14/159
 D774,875 S 12/2016 Yu
 D778,195 S 2/2017 Li
 9,584,775 B2 2/2017 Siminoff et al.
 D782,282 S 3/2017 Huang et al.
 D787,359 S 5/2017 Scalisi
 D788,061 S * 5/2017 Siminoff D10/118.2
 D789,820 S 6/2017 Siminoff et al.
 D792,192 S 7/2017 Huang et al.
 D793,268 S 8/2017 Ye
 D794,487 S * 8/2017 Chui D10/118.2
 D795,833 S * 8/2017 Zhou D14/159
 D798,177 S 9/2017 Siminoff et al.
 D801,843 S 11/2017 Siminoff
 D802,463 S 11/2017 Siminoff et al.
 9,819,713 B2 11/2017 Siminoff et al.
 D806,773 S 1/2018 Wieser et al.
 2004/0124978 A1 7/2004 Chen
 2016/0330403 A1 11/2016 Siminoff
 2017/0160137 A1 6/2017 Jeong
 2017/0160138 A1 6/2017 Jeong et al.
 2017/0163944 A1 6/2017 Jeong
 2017/0171516 A1 6/2017 Modestine et al.
 2017/0171517 A1 6/2017 Modestine et al.
 2017/0171518 A1 6/2017 Modestine et al.
 2017/0195639 A1 7/2017 Gluckman et al.
 2017/0251035 A1 8/2017 Siminoff et al.
 2017/0251173 A1 8/2017 Siminoff et al.
 2017/0251182 A1 8/2017 Siminoff et al.
 2017/0272269 A1 9/2017 Siminoff
 2017/0272652 A1 9/2017 Siminoff et al.
 2017/0272706 A1 9/2017 Jeong
 2017/0280112 A1 9/2017 Siminoff
 2017/0289450 A1 10/2017 Lemberger
 2017/0294694 A1 10/2017 Tso et al.
 2017/0322942 A1 11/2017 Duda et al.
 2017/0323591 A1 11/2017 Siminoff et al.
 2017/0358186 A1 12/2017 Harpole

FOREIGN PATENT DOCUMENTS

CN 300955818D 7/2009
 CN 300974854D 8/2009
 CN 301122354D 1/2010
 CN 301478976 S 3/2011
 CN 301551981 S 5/2011
 CN 301611656 S 7/2011
 CN 301633680 S 8/2011
 CN 301665587 S 9/2011
 CN 301678882 S 9/2011
 CN 301853516 S 3/2012
 CN 301860768 S 3/2012
 CN 301895157 S 4/2012
 CN 301923959 S 5/2012
 CN 302143296 S 10/2012
 CN 302202377 S 11/2012
 CN 302294861 S 1/2013
 CN 302445674 S 5/2013
 CN 302534164 S 8/2013

CN 302670880 S 12/2013
 CN 302803522 S 4/2014
 CN 303042049 S 4/2014
 CN 302888886 S 7/2014
 CN 302895510 S 7/2014
 CN 302993301 S 11/2014
 CN 303011099 S 11/2014
 CN 303032510 S 12/2014
 CN 303095909 S 2/2015
 CN 303106808 S 2/2015
 CN 303127089 S 3/2015
 CN 303309010 S 7/2015
 CN 303415611 S 10/2015
 CN 303571661 S 1/2016
 CN 303603948 S 3/2016
 CN 303699968 S 6/2016
 CN 303701786 S 6/2016
 CN 303770686 8/2016
 CN 303803938 S 8/2016
 CN 304045010 S 8/2016
 CN 303838893 S 9/2016
 CN 303870855 S 9/2016
 CN 303911541 S 11/2016
 CN 303947146 S 11/2016
 CN 303958058 S 12/2016
 CN 303977113 S 12/2016
 CN 304005502 S 1/2017
 CN 304014195 S 1/2017
 CN 304056650 S 2/2017
 CN 304056652 S 2/2017
 CN 304104367 S 4/2017
 CN 304116716 S 4/2017
 CN 304175743 S 6/2017
 CN 304191161 S 6/2017
 CN 304191965 S 6/2017
 CN 304270776 S 9/2017
 CN 304279388 S 9/2017
 CN 304306129 S 10/2017
 CN 304344294 S 11/2017
 CN 304354072 11/2017
 EM 000044466-0004 10/2003
 EM 000049390-0001 10/2003
 EM 000132790-0004 5/2004
 EM 000146642-0001 6/2004
 EM 000180823-0001 7/2004
 EM 000176672-0001 8/2004
 EM 000691977-0001 5/2007
 EM 000775986-0007 8/2007
 EM 000839311-0003 1/2008
 EM 000913298-0017 5/2008
 EM 000913298-0025 5/2008
 EM 000930722-0004 5/2008
 EM 001603069-0007 8/2009
 EM 001603069-0009 8/2009
 EM 001603069-0010 8/2009
 EM 001605163-0001 9/2009
 EM 001657867-0004 1/2010
 EM 001657867-0003 2/2010
 EM 001730946-0002 7/2010
 EM 002294181-0001 8/2013
 EM 002482158-0001 6/2014
 EM 002622332-0003 1/2015
 EM 002834226-0002 11/2015
 EM 003435965-0001 1/2017
 GB 2065450 5/1997
 JP 1078633 7/2000
 JP 1125530 11/2001
 JP 1142159 5/2002
 JP 1182477 8/2003
 JP 1182480 8/2003
 JP 1253840 4/2004
 JP 1226392 12/2004
 JP 1226408 12/2004
 JP 1228616 1/2005
 JP 1244595 7/2005
 JP 1249477 8/2005
 JP 1249478 8/2005
 JP 1254151 10/2005
 JP 1270247 5/2006

(56)

References Cited

FOREIGN PATENT DOCUMENTS

JP	1281984	9/2006
JP	1254084	10/2006
JP	1254403	10/2006
JP	1261906	1/2007
JP	1335074	7/2008
JP	1339864	9/2008
JP	1376014	12/2009
JP	1405982	1/2011
JP	1524973	6/2015
KR	300778965.0000	1/2015
KR	300844291.0000	3/2016
KR	300866651.0000	7/2016
KR	300867682.0000	8/2016
KR	300906526.0000	5/2017
KR	300911751.0000	6/2017
KR	300915848.0000	7/2017
KR	300933857.0000	11/2017
WO	078154	5/2012
WO	081439-0004	8/2013
WO	082316-0003	12/2013
WO	085822	3/2015
WO	090425-0001	5/2016
WO	094044-0001	1/2017

* cited by examiner

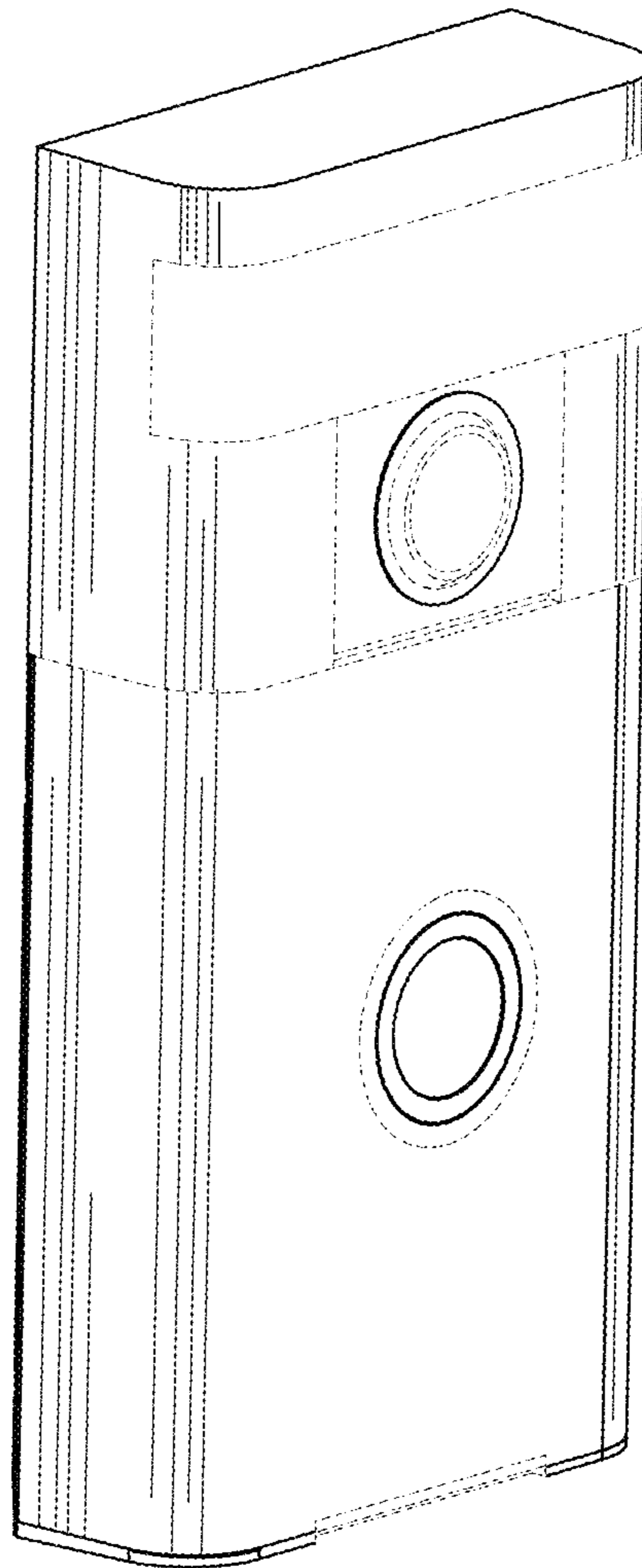


FIG. 1

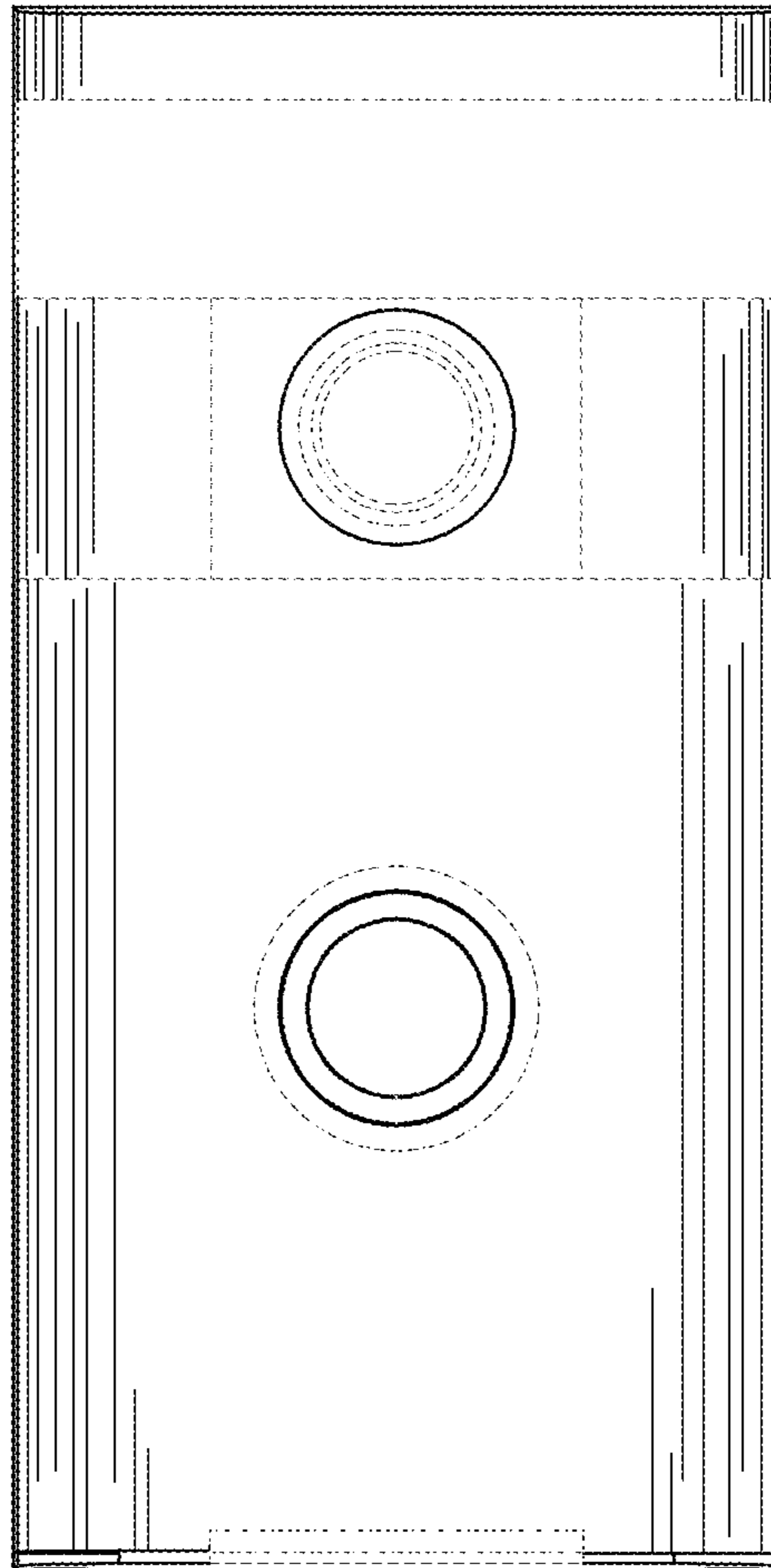


FIG. 2

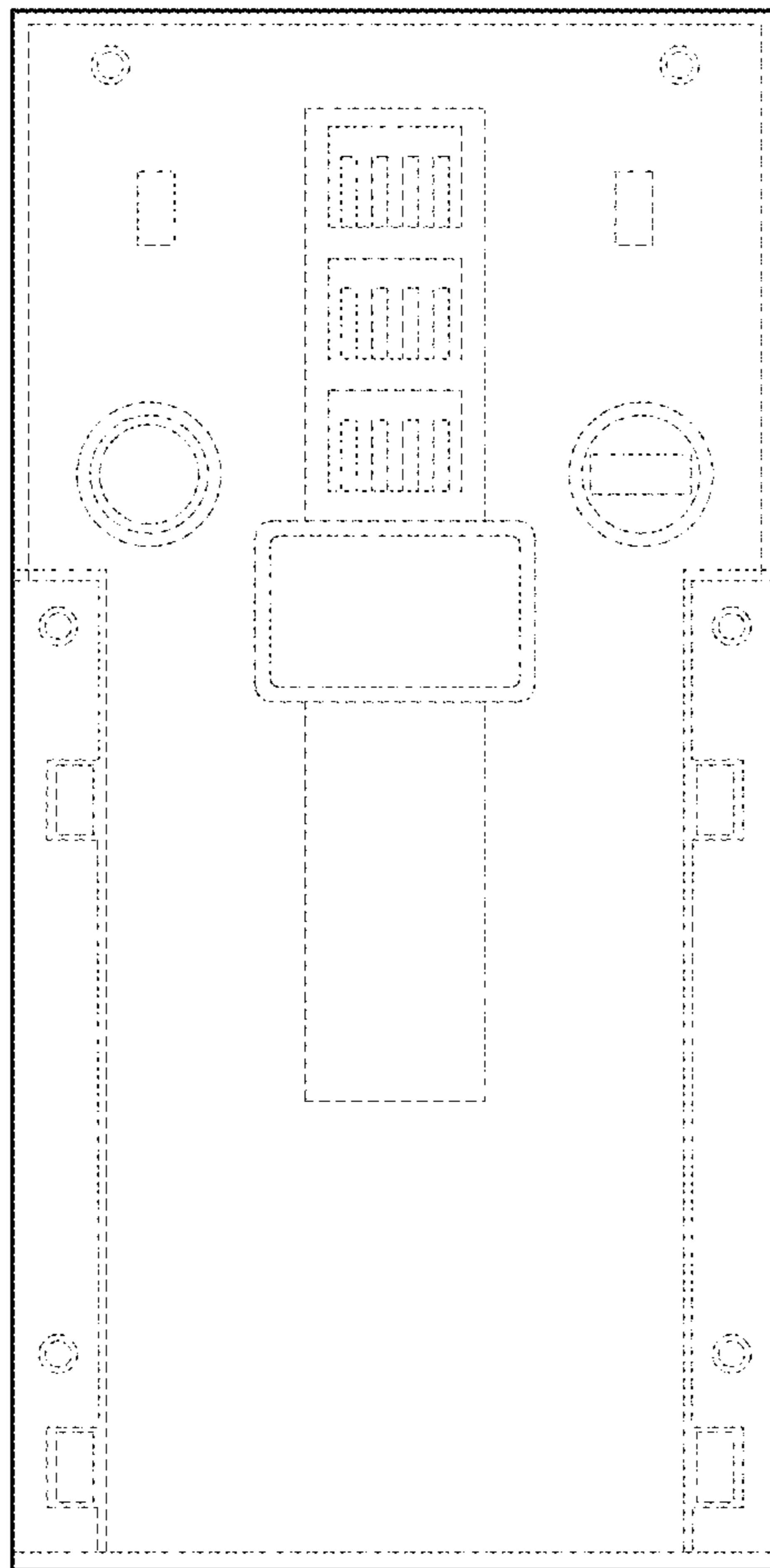


FIG. 3

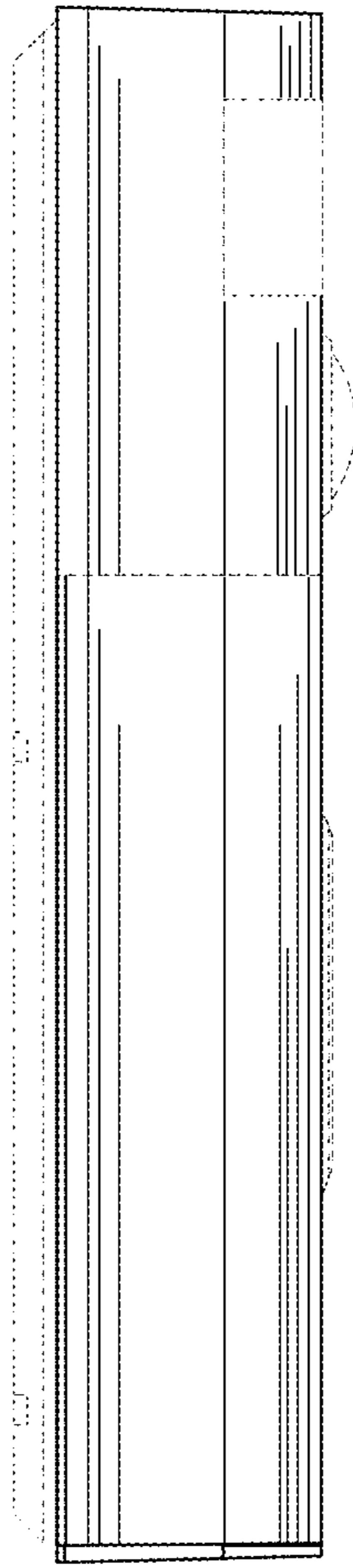


FIG. 4

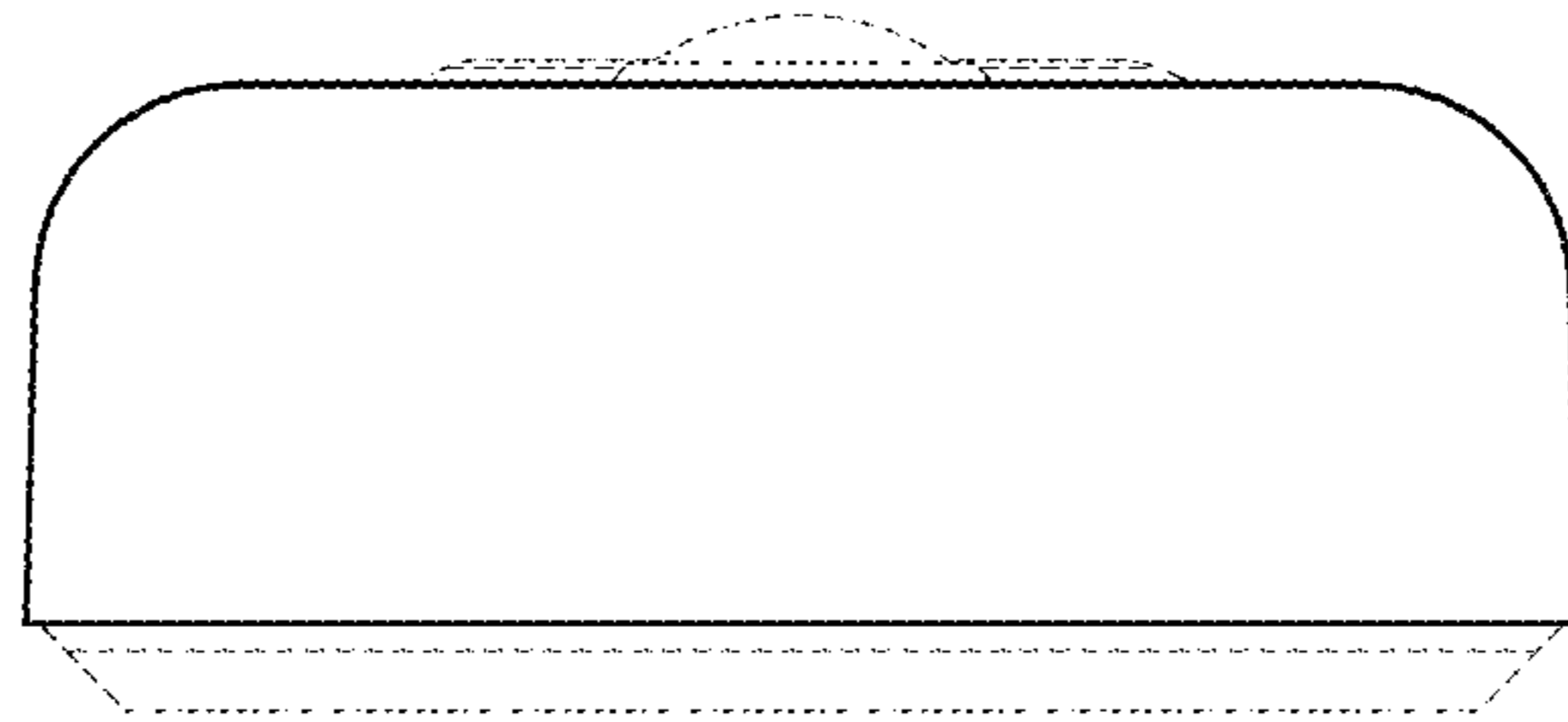


FIG. 5

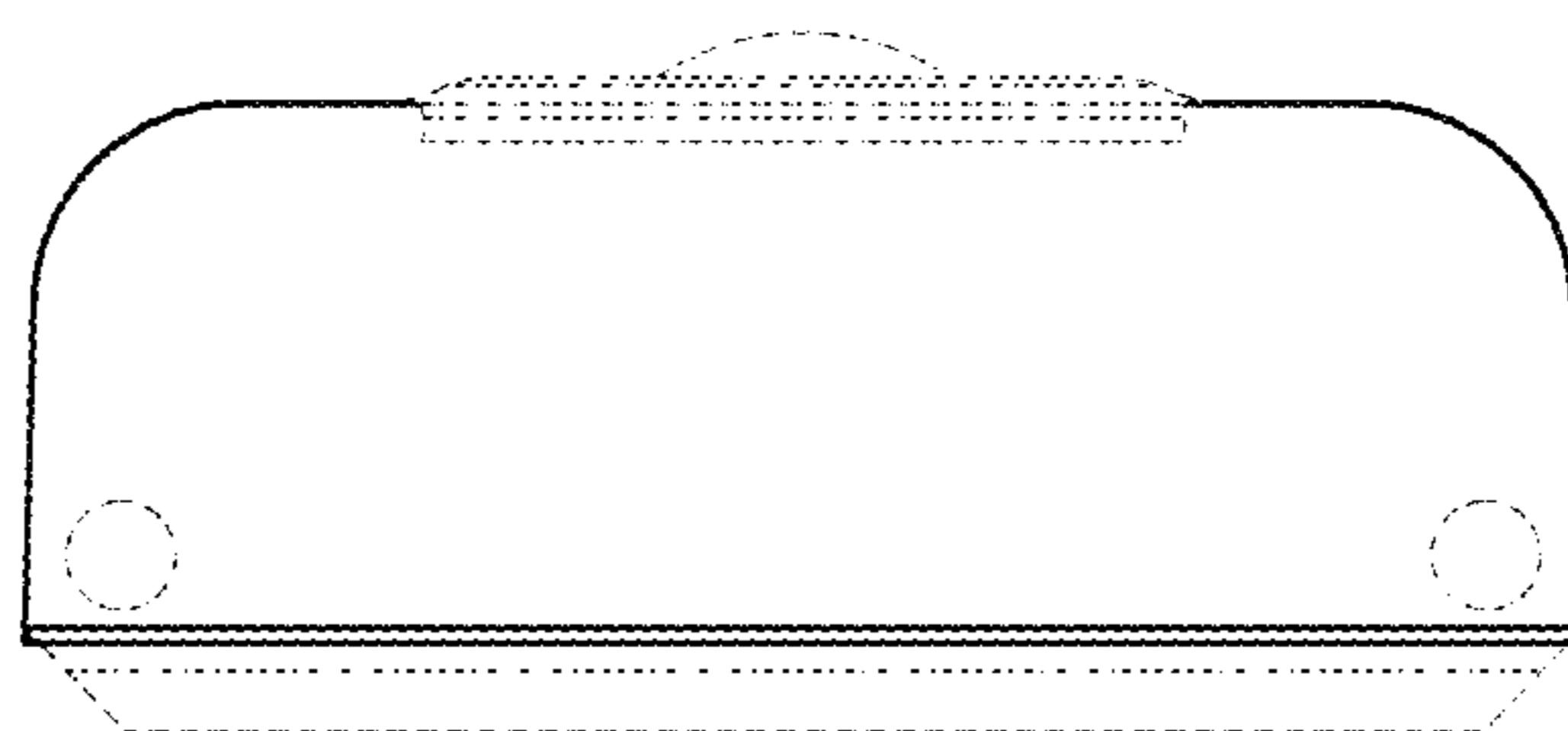


FIG. 6