



US00D837073S

(12) **United States Design Patent** (10) **Patent No.:** **US D837,073 S**
Behar et al. (45) **Date of Patent:** **** Jan. 1, 2019**

(54) **TRACKING DEVICE**

(71) Applicant: **Tile, Inc.**, San Mateo, CA (US)

(72) Inventors: **Yves Behar**, San Francisco, CA (US); **John Mathew Depew**, Sunnyvale, CA (US); **Michael George Farley**, San Mateo, CA (US); **Vijay Shankar**, Sunnyvale, CA (US); **Richard Philip Sillman**, Los Altos, CA (US); **Valentin Jean Charles Marcel Sollier**, San Francisco, CA (US); **Christopher Sean Wheaton**, San Francisco, CA (US)

(73) Assignee: **Tile, Inc.**, San Mateo, CA (US)

(**) Term: **15 Years**

(21) Appl. No.: **29/612,675**

(22) Filed: **Aug. 3, 2017**

(51) **LOC (11) Cl.** **10-04**

(52) **U.S. Cl.**
USPC **D10/70; D10/104.2; D10/106.92; D10/106.94**

(58) **Field of Classification Search**
USPC **D10/65, 70, 74, 104.2, 106.92, 106.93, D10/106.94**

CPC **A41D 1/02; A44C 5/0015; A44C 5/02; A44C 5/14; A61B 19/44; A61B 2019/446; A61B 71/00; A61B 5/02416; A61B 5/1118; A61B 2/721; A61B 5/002; A61B 5/112; A61B 5/1122; A61B 5/746; A61B 5/6823; A61B 5/72; A61B 5/7445; A61B 5/0022; A61B 5/14532; A63B 71/06; A63B 26/00; A63B 24/0075; A63B 2071/0663; A63B 71/0686; A63B 24/0084; A63B 2024/0068; A63B 2024/0078; A63B 2024/0056; A63B 2071/0625; A63B 2071/003; A63B 2071/063; A63B 2071/065; A63B 2071/068; A63B 2071/0675; A63B 2220/40; A63B 2220/803; A63B 2220/12;**

(Continued)

(56) **References Cited**

U.S. PATENT DOCUMENTS

D693,248 S * 11/2013 Anderssen D10/65
D693,709 S 11/2013 Lee et al.

(Continued)

FOREIGN PATENT DOCUMENTS

JP 1175155 S 6/2003
KR 30-0518637 2/2009

OTHER PUBLICATIONS

Hislop, M., "yves behar's discreet design of 'tile', the minimalist bluetooth tracker," Oct. 11, 2016, [Online] [Retrieved Jul. 19, 2018], Retrieved from the internet <URL:https://www.designboonn.com/technology/yves-behar-fuseproject-tile-bluetooth-tracker-10-11-2016/>.

(Continued)

Primary Examiner — Antoine Duval Davis

(74) *Attorney, Agent, or Firm* — Fenwick & West LLP

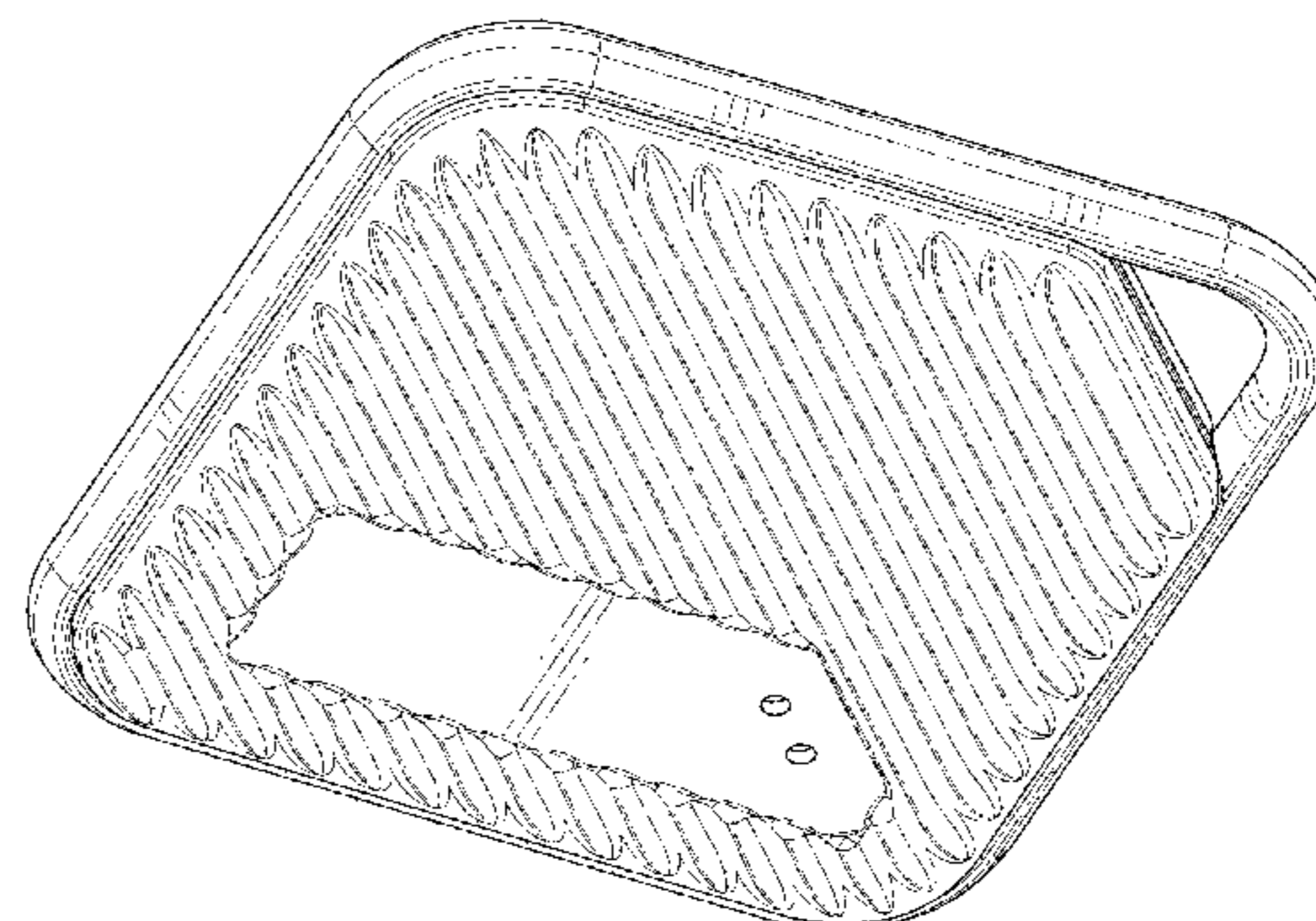
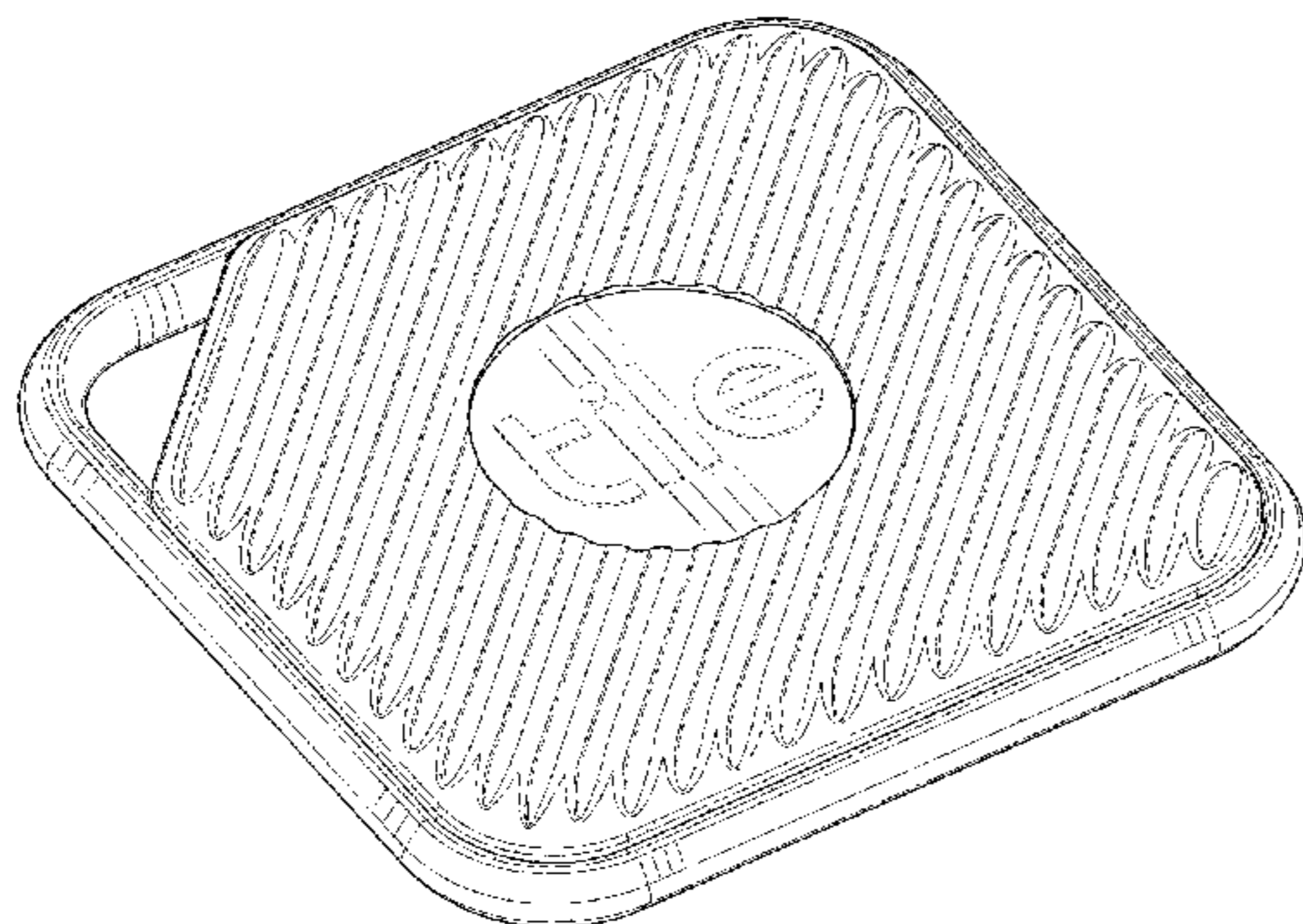
(57) **CLAIM**

The ornamental design for a tracking device, as shown and described.

DESCRIPTION

FIG. 1 is a top perspective view of a tracking device; FIG. 2 is a bottom perspective view thereof; FIG. 3 is a front elevational view thereof; FIG. 4 is a rear elevational view thereof; FIG. 5 is a left side elevational view thereof; FIG. 6 is a right side elevational view thereof; FIG. 7 is a top plan view thereof; and, FIG. 8 is a bottom plan view thereof. The broken lines in the drawings showing portions of the tracking device are included for the purpose of illustrating environmental structure and form no part of the claimed design.

1 Claim, 8 Drawing Sheets



(58) **Field of Classification Search**

CPC A63B 2220/20; A63B 2220/22; A63B
2220/30; A63B 2225/50; A63B 2225/02;
A63B 2225/06; A63B 2230/75; A63B
2024/0065; A63B 2024/0081; A63B
2220/51; A63B 2220/62; A63B 2220/836;
G09F 3/005; G06F 1/163; G06F 3/038;
G06F 3/03547; G04G 17/00; G04G
17/08; G04G 37/1486; G04G 17/04;
G04G 21/02; G04G 21/00; G04G 21/08;
G04B 37/1486; G06Q 10/00; G06Q
50/00; G09B 9/00; G09B 19/00; G04F
10/00

See application file for complete search history.

(56)

References Cited

U.S. PATENT DOCUMENTS

D723,957 S * 3/2015 Evans D10/70
D726,035 S * 4/2015 Perez D10/65

9,134,768 B2 * 9/2015 Yoon G06F 1/1626
9,183,719 B2 * 11/2015 Gouge A61B 5/01
D748,507 S * 2/2016 Evans D10/70
D761,138 S * 7/2016 Manabe D10/65
D778,246 S * 2/2017 Kuriki D13/180
D782,926 S * 4/2017 Hojo D10/65
D790,996 S * 7/2017 Farley D10/104.2
D801,200 S * 10/2017 Farley D10/70
D804,971 S * 12/2017 Heikkila D10/70
D814,323 S * 4/2018 Bedingham D10/70
D817,198 S * 5/2018 Farley D10/70
D817,199 S * 5/2018 Farley D10/70
D819,469 S * 6/2018 Farley D10/70

OTHER PUBLICATIONS

Website of Toppan Printing Co., Ltd. (JPO Publicly Known Design
No. HJ23031244), 2010, 5 pages (with concise explanation of
relevance).

* cited by examiner

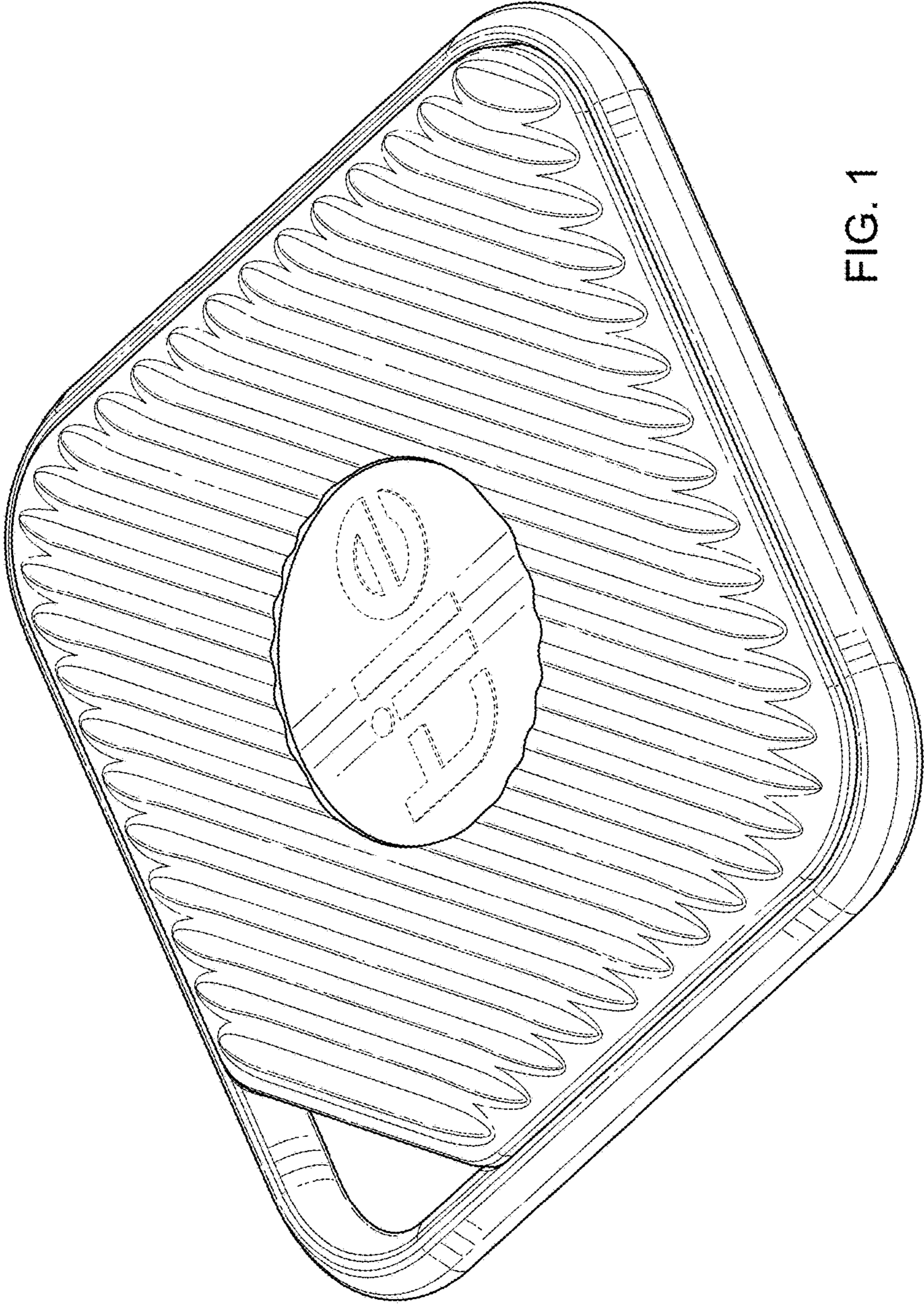


FIG. 1

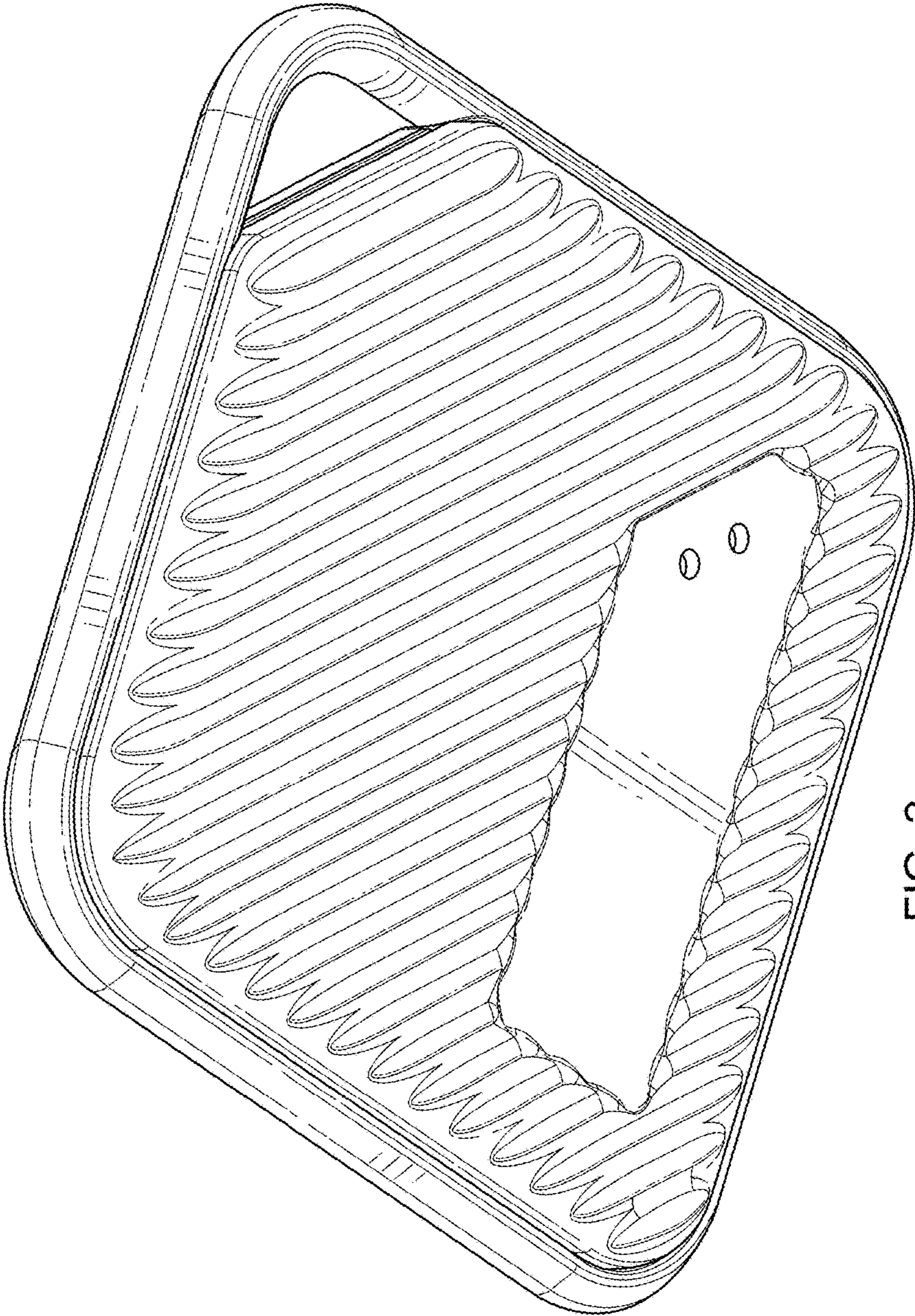


FIG. 2

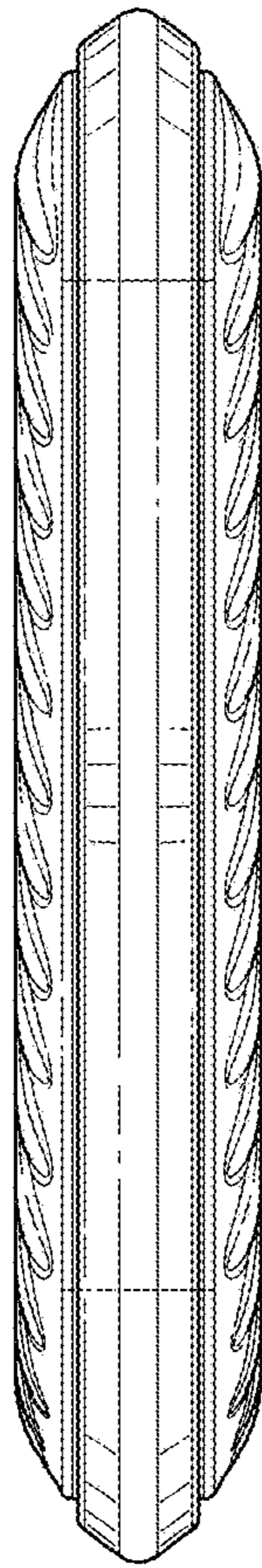


FIG. 3

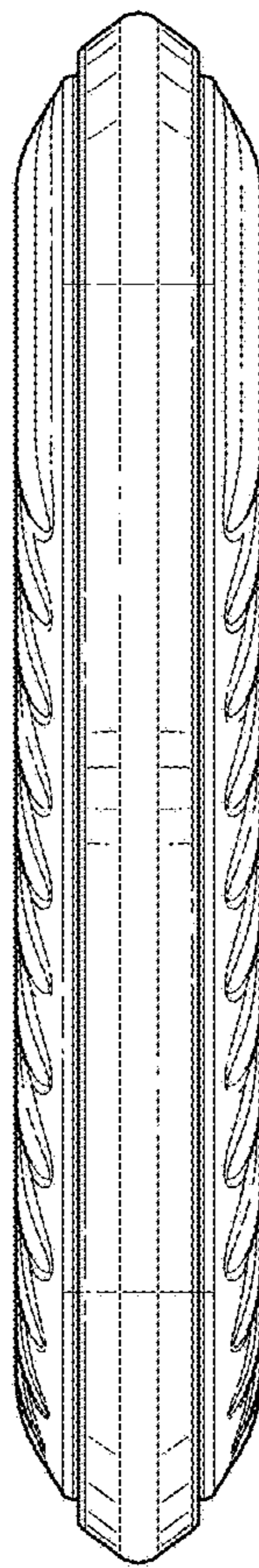


FIG. 4

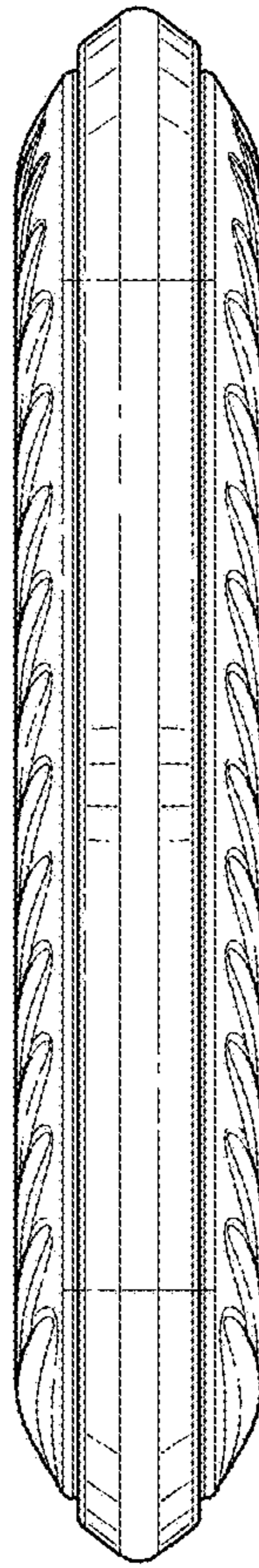


FIG. 5

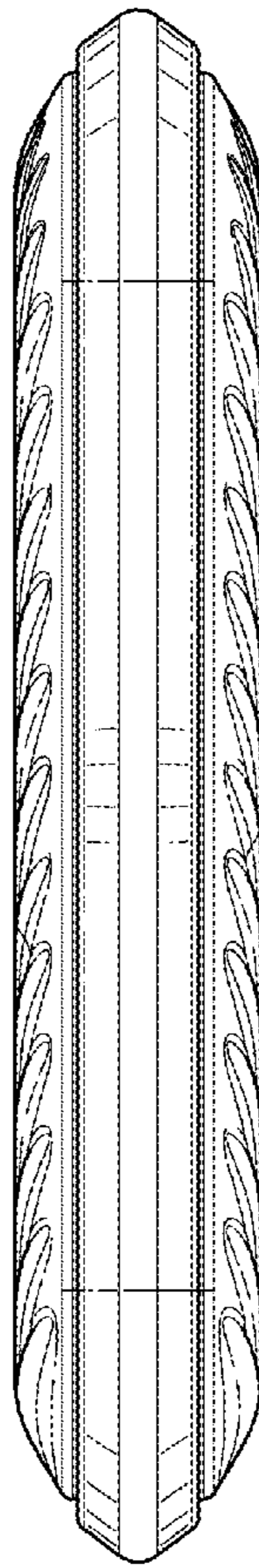


FIG. 6




FIG. 7

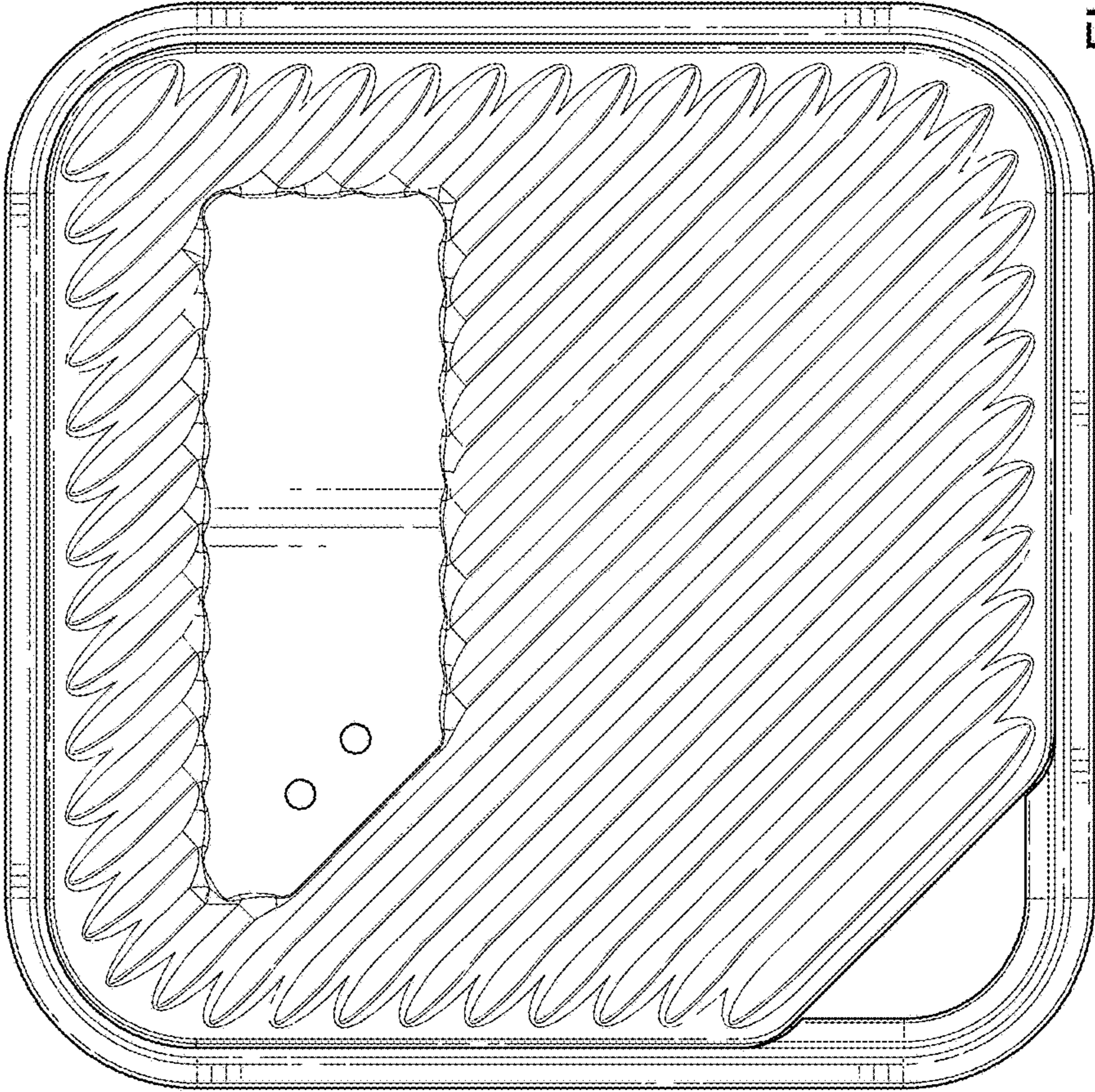


FIG. 8