



US00D837072S

(12) **United States Design Patent** (10) **Patent No.:** **US D837,072 S**  
**Vera** (45) **Date of Patent:** **\*\* Jan. 1, 2019**

(54) **PIPE FITTER'S SQUARE**  
(71) Applicant: **Yonny Vera**, Seffner, FL (US)  
(72) Inventor: **Yonny Vera**, Seffner, FL (US)  
(\*\*) Term: **15 Years**  
(21) Appl. No.: **29/609,918**  
(22) Filed: **Jul. 6, 2017**  
(51) **LOC (11) Cl.** ..... **10-04**  
(52) **U.S. Cl.**  
USPC ..... **D10/65**  
(58) **Field of Classification Search**  
USPC ..... D10/65  
CPC .. B25H 7/00; B25H 7/02; B43L 7/027; E04D  
15/025; G01C 15/008; G01C 22/002;  
G01B 11/26; G01B 3/566; G01B 3/30;  
G01V 3/02; G01V 3/10; G01V 3/15;  
G01V 3/104; G01V 3/107; G01P 3/489;  
G01P 1/04; G01P 1/06; B62J 99/00; B62J  
2099/0026; B62J 2099/004; B62J  
2099/0013; B62J 2099/0033; B62J 3/00  
See application file for complete search history.

(56) **References Cited**  
U.S. PATENT DOCUMENTS

D364,574 S 11/1995 Utz et al.  
D369,981 S 5/1996 Hayes et al.

D398,252 S 9/1998 Hagen et al.  
D454,080 S 3/2002 Aquilar et al.  
D454,312 S 3/2002 Anderson et al.  
D465,424 S 11/2002 Allemand  
D491,823 S 6/2004 Schwarm  
D527,292 S \* 8/2006 Kuefler ..... D10/64  
7,350,517 B2 \* 4/2008 Perez ..... B25H 7/02  
125/13.01  
D587,606 S 3/2009 McMasters  
D657,701 S 4/2012 Martinez et al.  
D717,675 S 11/2014 Lin  
D760,569 S 7/2016 Zinkosky, II

\* cited by examiner

*Primary Examiner* — Antoine Duval Davis  
(74) *Attorney, Agent, or Firm* — Thomas Frost


(57) **CLAIM**

The ornamental design for a pipe fitter's square, as shown and described.

**DESCRIPTION**

FIG. 1 is a rear elevational view of the pipe fitter's square showing my new design;  
FIG. 2 is a right side elevational view thereof;  
FIG. 3 is a left side elevational view thereof;  
FIG. 4 is a top view thereof;  
FIG. 5 is a bottom view thereof; and,  
FIG. 6 is a perspective illustration showing a front view and an end view thereof.

**1 Claim, 4 Drawing Sheets**



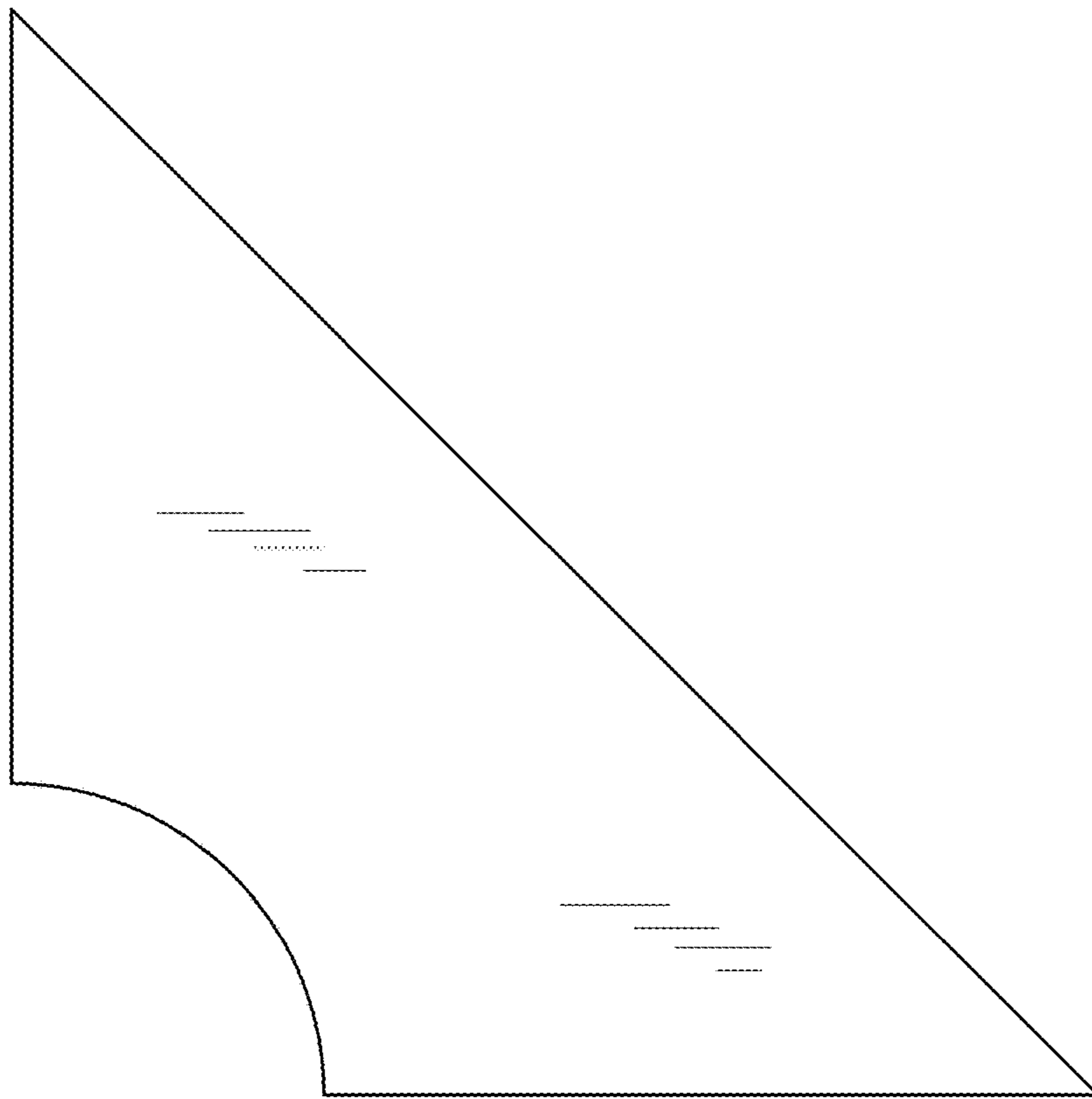


FIG. 1

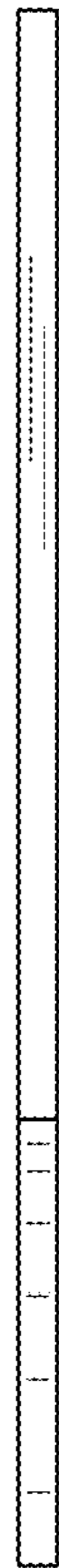


FIG. 2




FIG. 3




FIG. 4

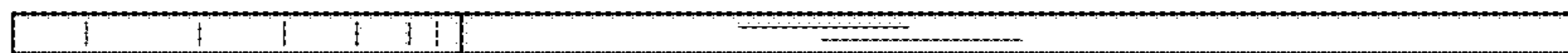


FIG. 5

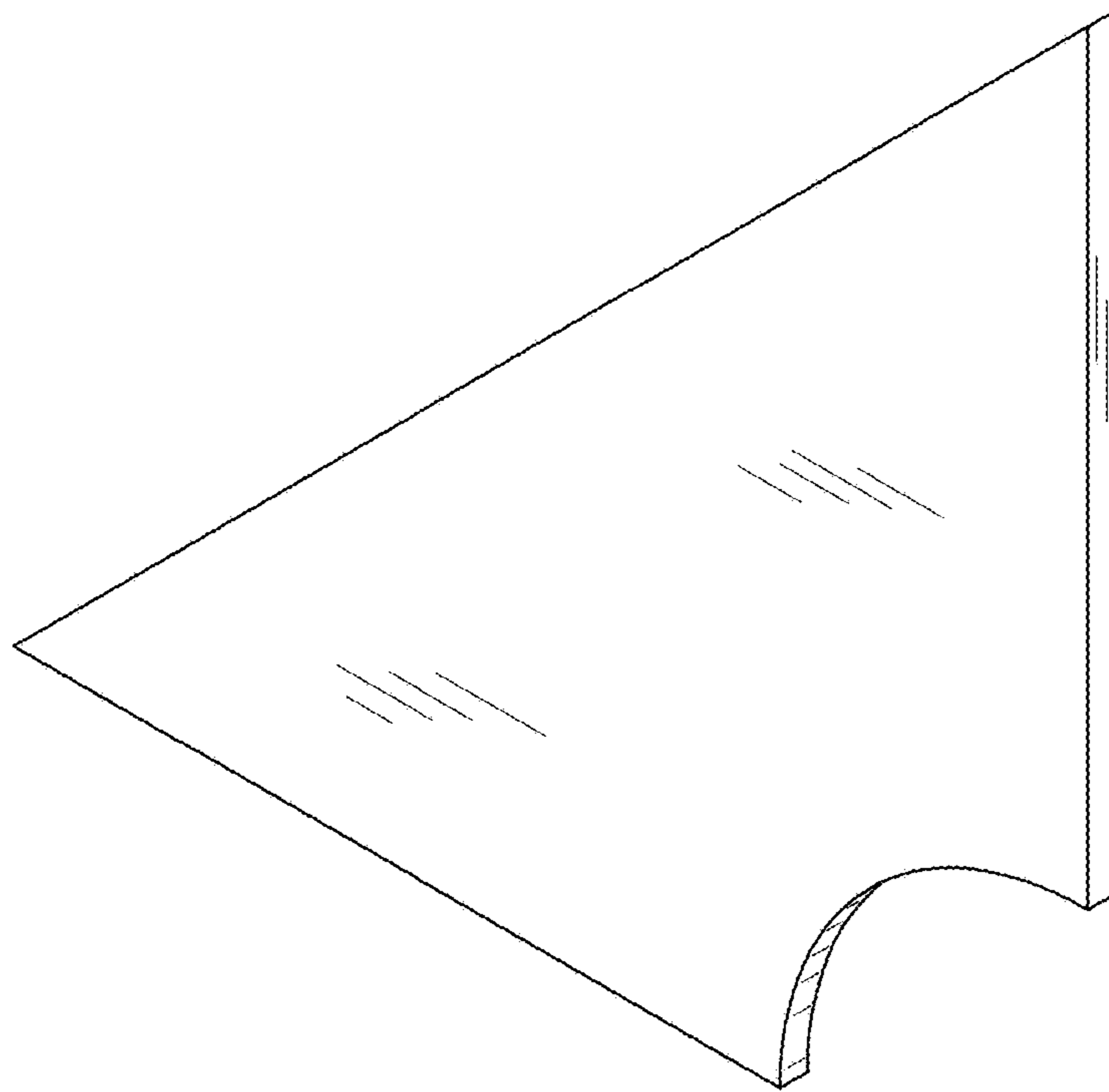


FIG. 6