



US00D837048S

(12) **United States Design Patent** (10) **Patent No.:** **US D837,048 S**
Elliott et al. (45) **Date of Patent:** **** Jan. 1, 2019**

(54) **SNOW GUARD**
(71) Applicant: **OMNIMAX INTERNATIONAL, INC.**, Norcross, GA (US)
(72) Inventors: **Benjamin R. Elliott**, Chattanooga, TN (US); **Jonathan M. Glazer**, Vienna, VA (US); **Joseph Keith Wolf**, Lancaster, PA (US)
(73) Assignee: **OMNIMAX INTERNATIONAL, INC.**, Norcross, GA (US)
(**) Term: **15 Years**
(21) Appl. No.: **29/618,721**
(22) Filed: **Sep. 22, 2017**
(51) **LOC (11) Cl.** **08-99**
(52) **U.S. Cl.**
USPC **D8/499**
(58) **Field of Classification Search**
USPC D8/400, 499; 52/24-26, 98, 533, 545; D25/199
CPC E04D 13/10
See application file for complete search history.

D418,403 S 1/2000 Cline
D419,863 S 2/2000 Mullane
6,266,929 B1 7/2001 Cline
D455,068 S 4/2002 Mullane
D457,423 S 5/2002 Mullane
D475,613 S 6/2003 Mullane
6,688,047 B1 2/2004 McNichol
D494,461 S 8/2004 Dressler
D495,595 S 9/2004 Dressler
D499,331 S 12/2004 Dressler
D511,451 S 11/2005 Mullane
D512,303 S * 12/2005 Prichard, Jr. D8/499
6,996,938 B1 2/2006 Mullane
D519,025 S 4/2006 Dressler
7,127,852 B1 10/2006 Dressler
D536,243 S 2/2007 McNichol
D537,336 S * 2/2007 Fisher D8/499
7,174,677 B1 2/2007 Dressler

(Continued)

Primary Examiner — Lakiya G Rogers
Assistant Examiner — Harold E Blackwell, II
(74) *Attorney, Agent, or Firm* — Kilpatrick Townsend & Stockton LLP

(57) **CLAIM**

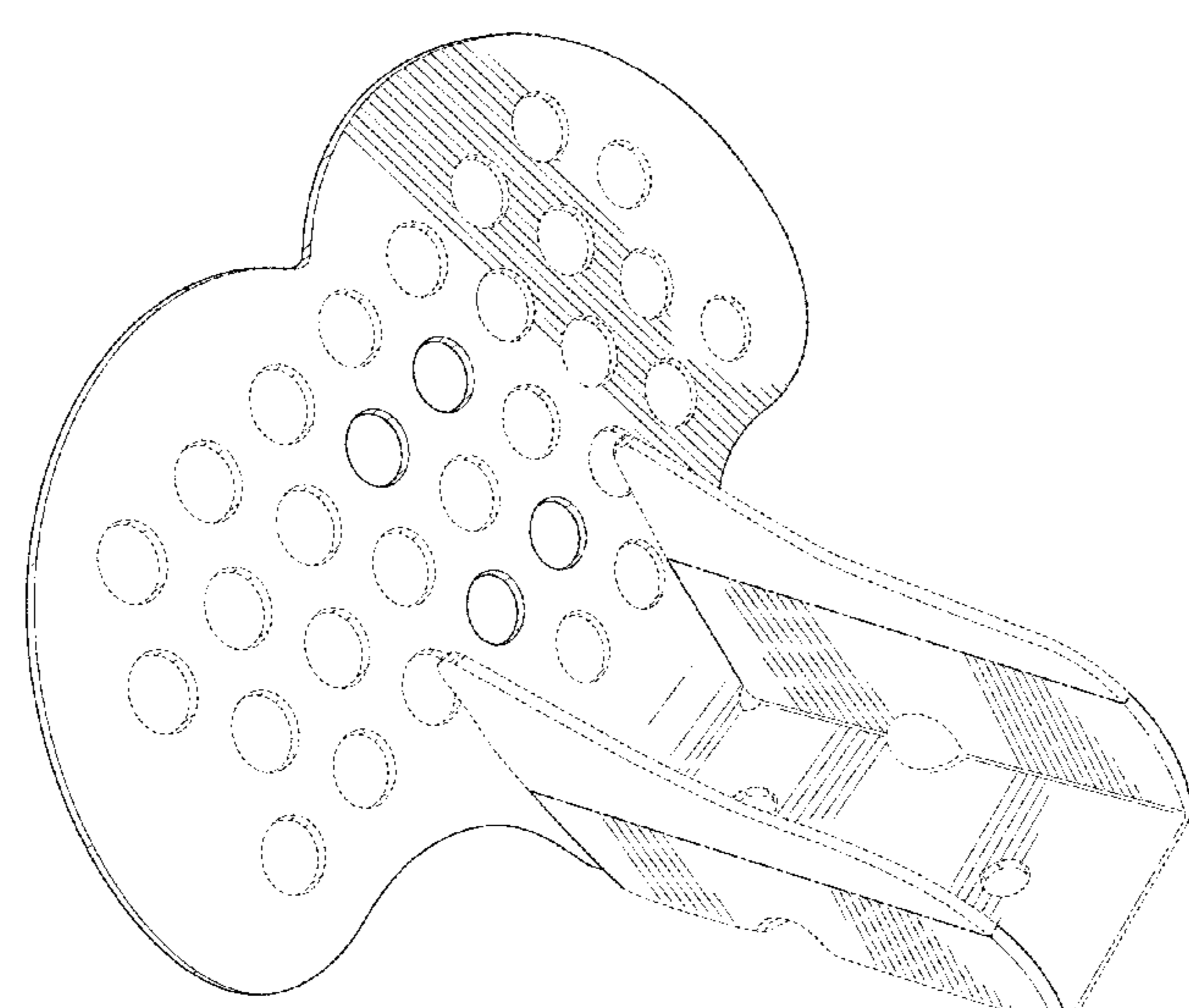
The ornamental design for a snow guard, as shown and described.

DESCRIPTION

FIG. 1 is a perspective top view of a snow guard.
FIG. 2 is a rear view of the snow guard of FIG. 1.
FIG. 3 is a front view of the snow guard of FIG. 1.
FIG. 4 is a left side view of the snow guard of FIG. 1.
FIG. 5 is a right side view of the snow guard of FIG. 1.
FIG. 6 is a top view of the snow guard of FIG. 1; and,
FIG. 7 is a bottom view of the snow guard of FIG. 1.
The broken lines form no part of the claimed design. The dash-dot-dash broken lines immediately adjacent the shaded areas represent the bounds of the claimed design and form no part of the claimed design.

1 Claim, 7 Drawing Sheets

(56) **References Cited**
U.S. PATENT DOCUMENTS
507,776 A * 10/1893 Berger et al. E04D 13/10
52/24
4,141,182 A * 2/1979 McMullen E04D 13/10
52/24
5,282,340 A 2/1994 Cline et al.
D351,989 S * 11/1994 Cline D8/499
5,371,979 A 12/1994 Kwiatkowski et al.
D364,338 S * 11/1995 Cline D8/499
5,522,185 A 6/1996 Cline
D372,421 S * 8/1996 Cline D8/499
5,570,557 A 11/1996 Kwiatkowski et al.
5,655,334 A 8/1997 Kwiatkowski



(56)

References Cited

U.S. PATENT DOCUMENTS

7,516,576	B1	4/2009	Mullane	
D610,443	S	2/2010	Fisher	
D610,444	S	2/2010	Fisher	
7,774,989	B2	8/2010	Fisher	
D625,176	S	10/2010	Fisher	
D658,491	S *	5/2012	Raber	D25/199
D689,359	S	9/2013	Fisher	
D689,763	S *	9/2013	McCarthy	D8/499
8,898,961	B1 *	12/2014	Cline	E04D 13/10 52/24
9,243,410	B1 *	1/2016	Garber	E04D 13/10
D756,213	S	5/2016	Fisher	
D769,112	S *	10/2016	Garber	D8/499
2014/0318032	A1 *	10/2014	McCarthy	E04D 13/10 52/24

* cited by examiner

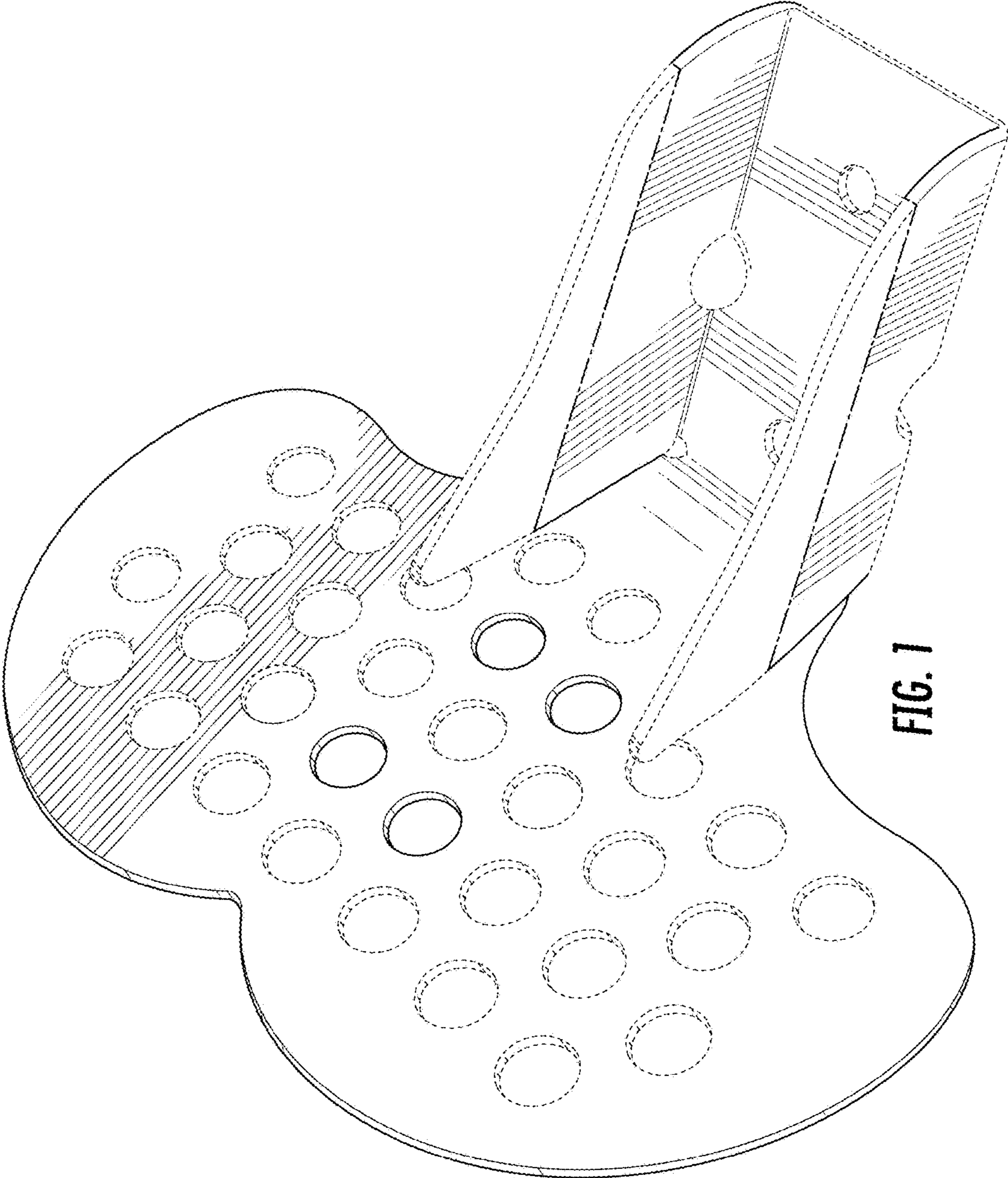


FIG. 1

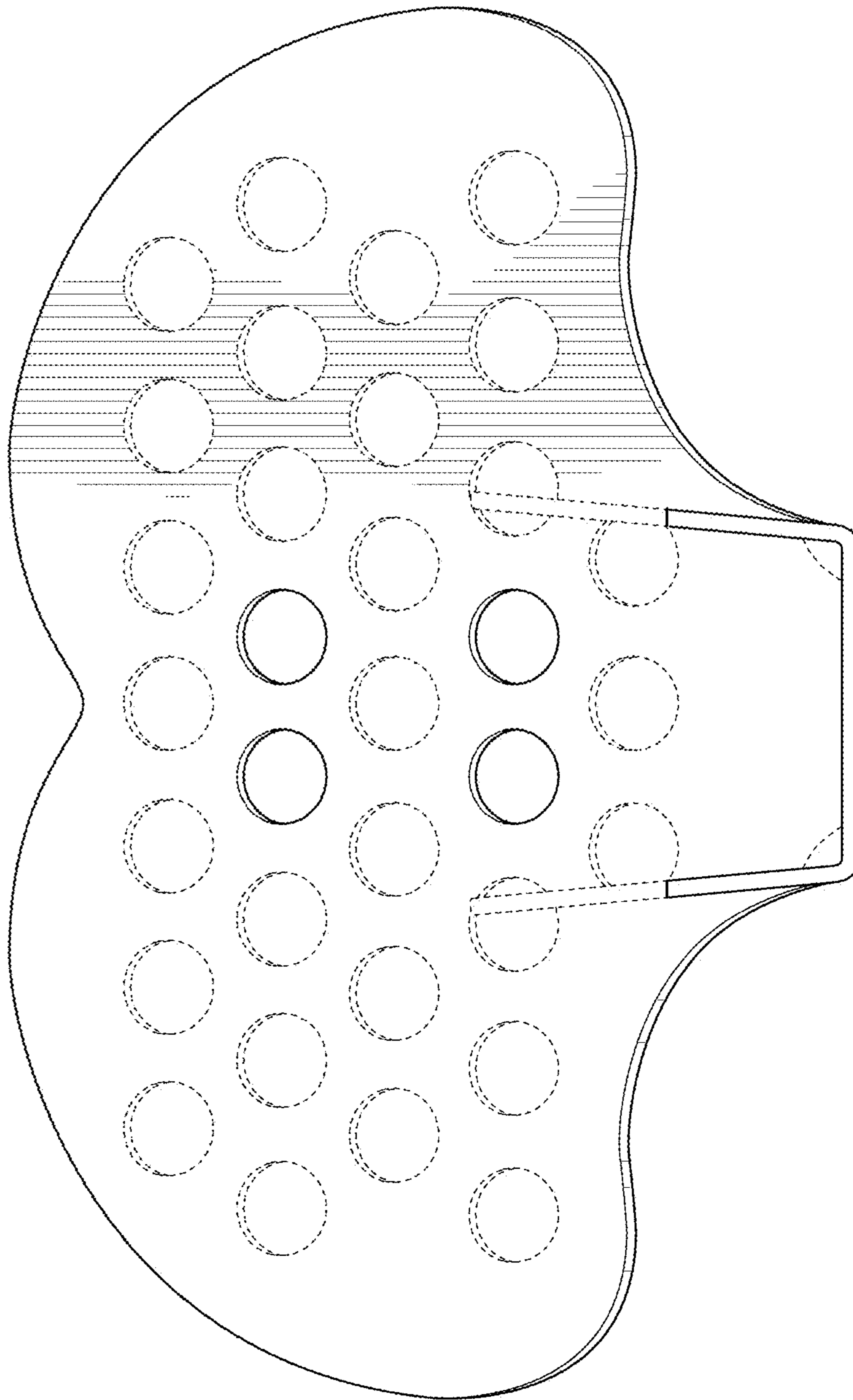
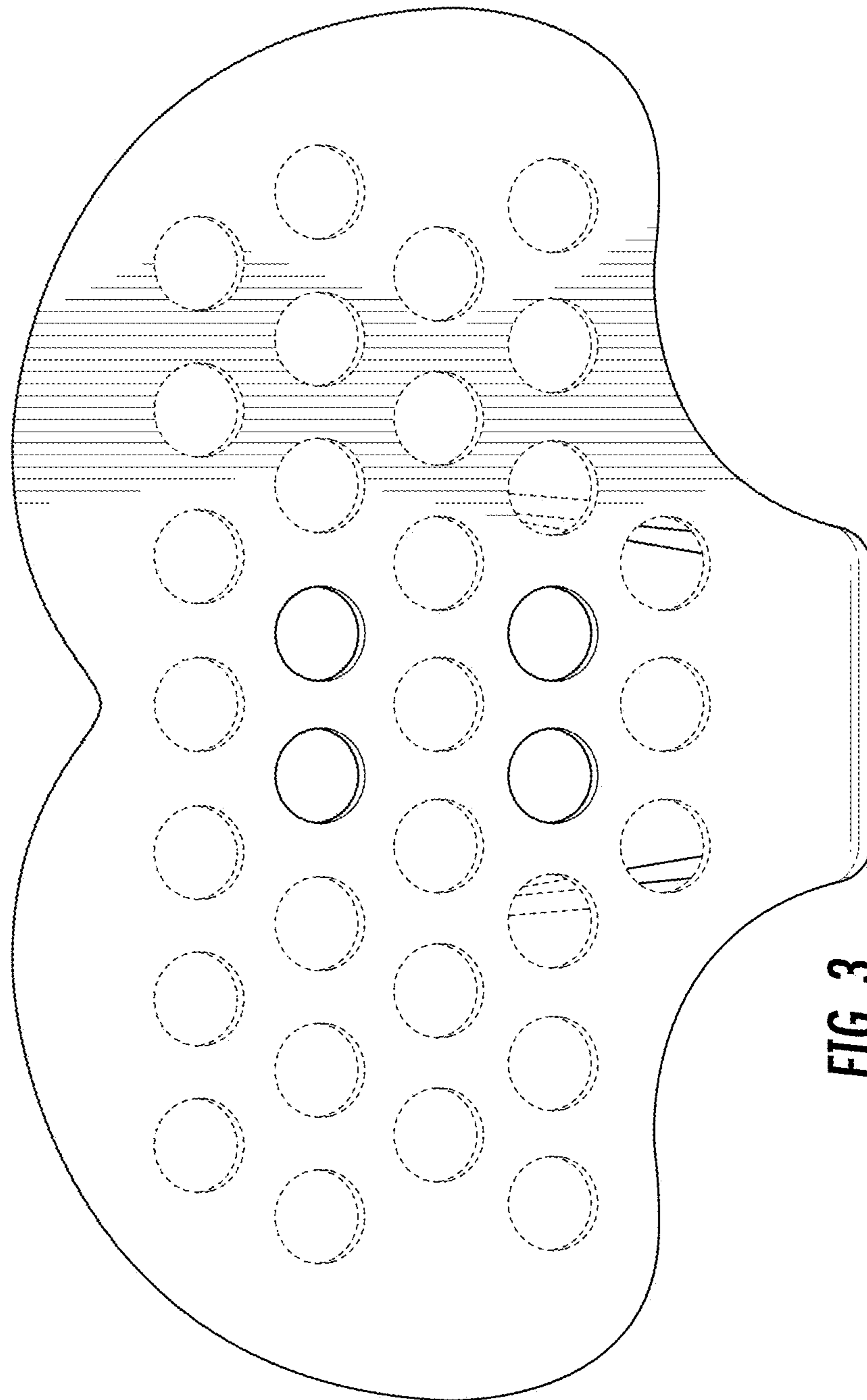


FIG. 2



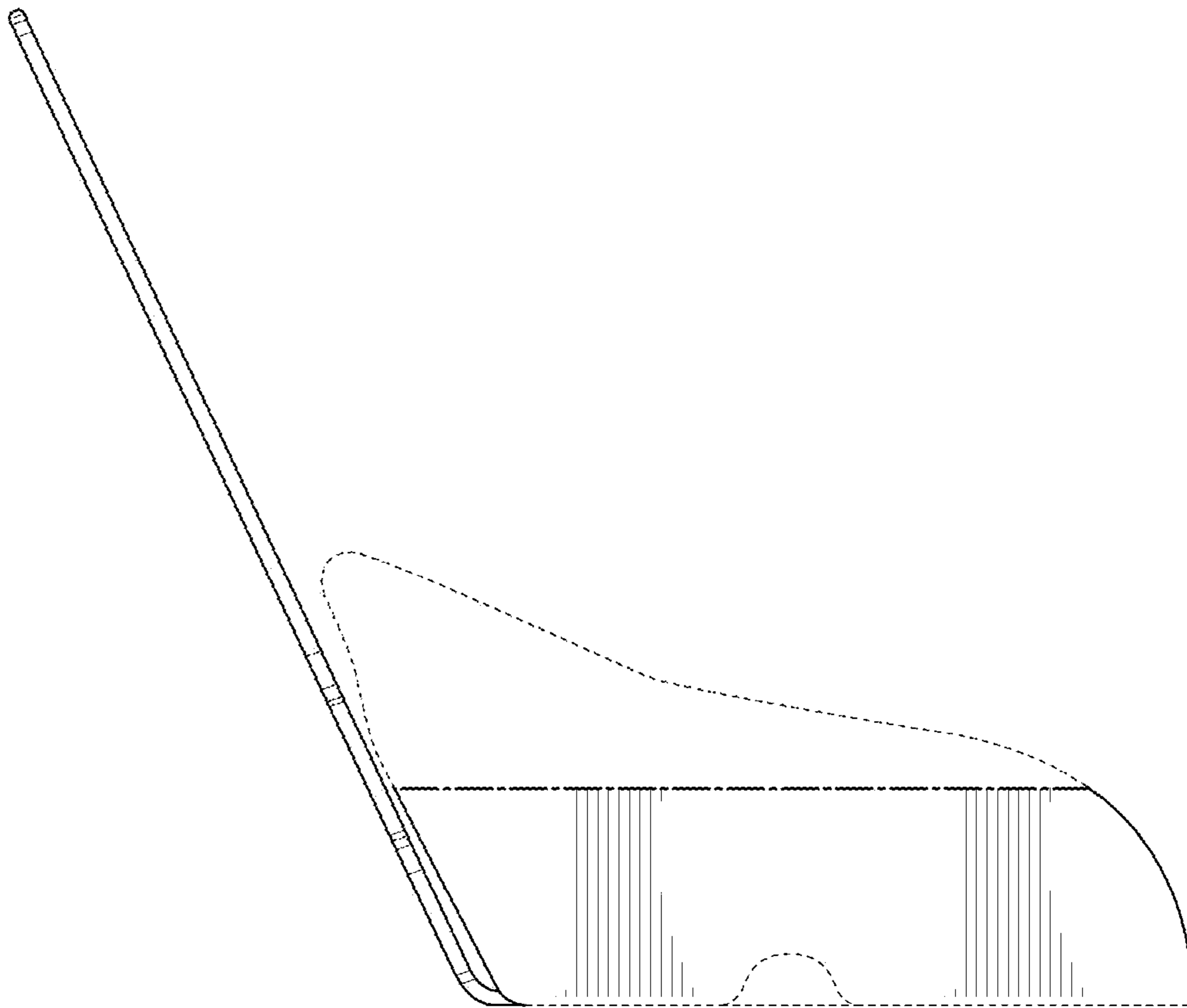


FIG. 4

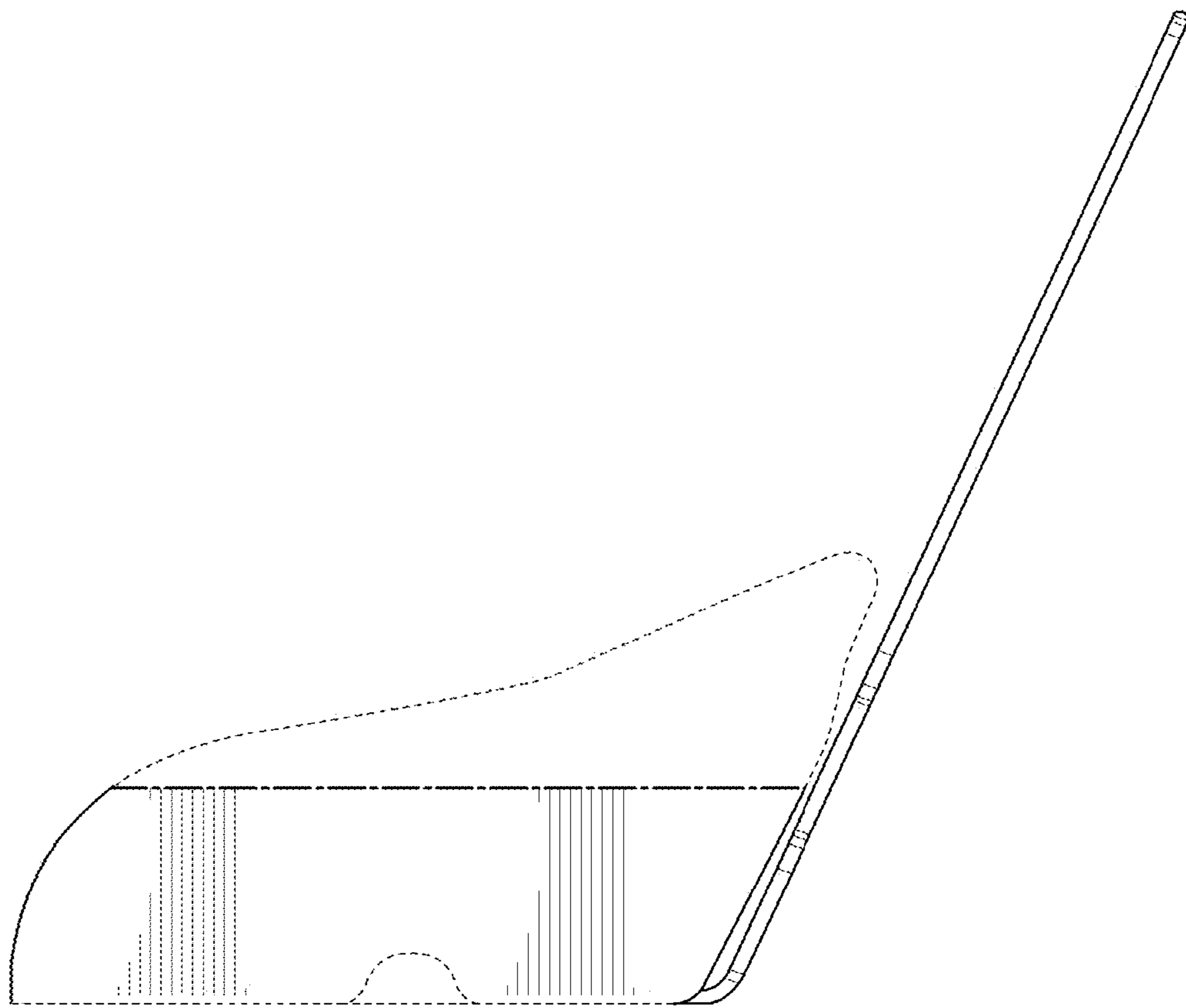


FIG. 5

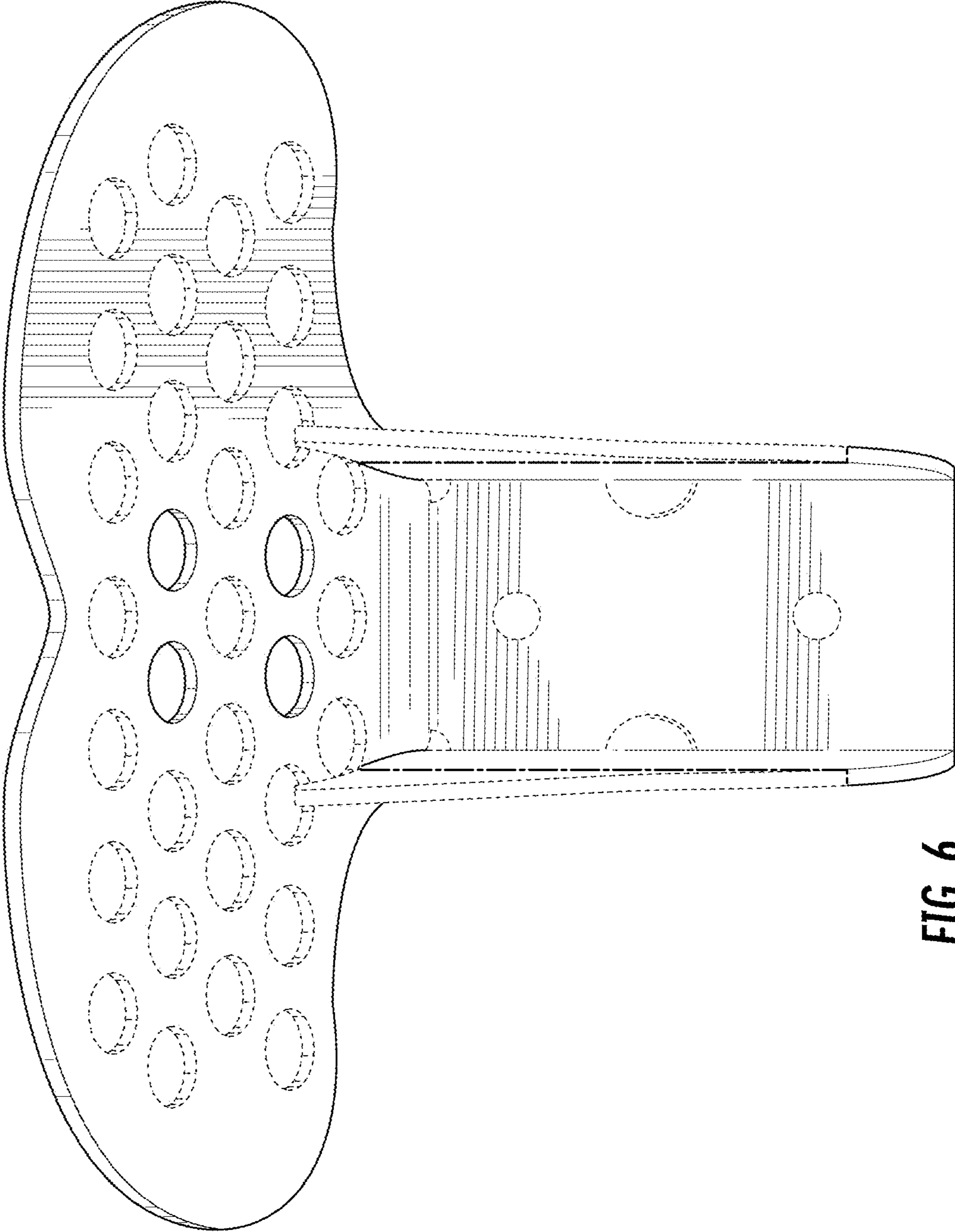


FIG. 6

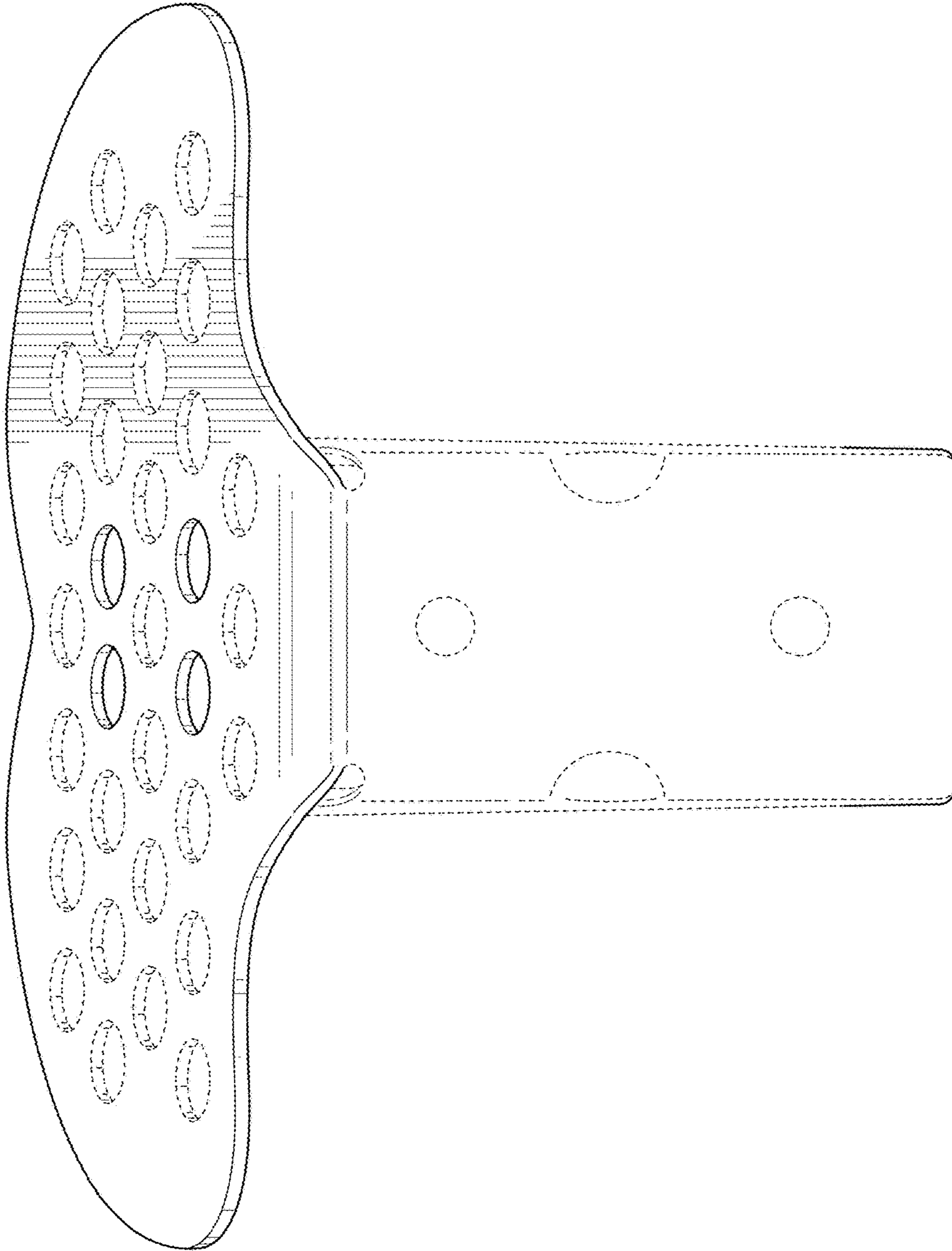


FIG. 7