



US00D837046S

(12) **United States Design Patent**  
**Rehhahn**

(10) **Patent No.:** **US D837,046 S**

(45) **Date of Patent:** **\*\* Jan. 1, 2019**

(54) **SHEET PILE**

(71) Applicant: **Jens Rehhahn**, Zeischa (DE)

(72) Inventor: **Jens Rehhahn**, Zeischa (DE)

(\*\*) Term: **15 Years**

(21) Appl. No.: **29/629,183**

(22) Filed: **Dec. 12, 2017**

(51) **LOC (11) Cl.** ..... **08-08**

(52) **U.S. Cl.**  
USPC ..... **D8/382**

(58) **Field of Classification Search**  
USPC ..... D8/16, 19, 71, 371, 366, 367, 382, 394,  
D8/395; D25/119  
CPC .... E02D 5/02; E02D 5/04; E02D 5/06; E02D  
5/08; E02D 5/12; Y10T 403/73  
See application file for complete search history.

(56) **References Cited**

U.S. PATENT DOCUMENTS

824,513	A *	6/1906	Stevens	.....	E02D 5/08 405/14
859,295	A *	7/1907	Hill	.....	E02D 5/04 405/281
932,230	A *	8/1909	Zister	.....	E02D 5/04 405/276
932,231	A *	8/1909	Zister	.....	E02D 5/04 405/281
976,573	A *	11/1910	Jones	.....	E02D 5/04 405/278
1,003,778	A *	9/1911	Neilson	.....	E02D 5/04 405/281
1,005,514	A *	10/1911	Conkling	.....	E02D 5/04 29/440

1,098,077	A *	5/1914	Annison	.....	E02D 5/08 29/897.3
D256,843	S *	9/1980	Madsen	.....	D25/119
D406,918	S *	3/1999	Yan	.....	D26/138
D421,137	S *	2/2000	Marshall	.....	D25/119
D465,291	S *	11/2002	Marshall	.....	D25/119
D475,913	S *	6/2003	Vito	.....	D8/499
D681,424	S *	5/2013	Heindl	.....	D8/382
D681,427	S *	5/2013	Heindl	.....	D8/382
D788,573	S *	6/2017	Heindl	.....	D8/382
D811,867	S *	3/2018	Heindl	.....	D8/382
D820,670	S *	6/2018	Heindl	.....	D8/382
2002/0054791	A1 *	5/2002	Nottingham	.....	E02D 5/02 405/285
2005/0086790	A1 *	4/2005	Kitamura	.....	B21D 39/021 29/509
2007/0127991	A1 *	6/2007	Hermes	.....	E02D 5/04 405/276

\* cited by examiner

*Primary Examiner* — Sandra S Snapp  
*Assistant Examiner* — Ieisha N Price  
(74) *Attorney, Agent, or Firm* — 24IP Law Group;  
Timothy DeWitt

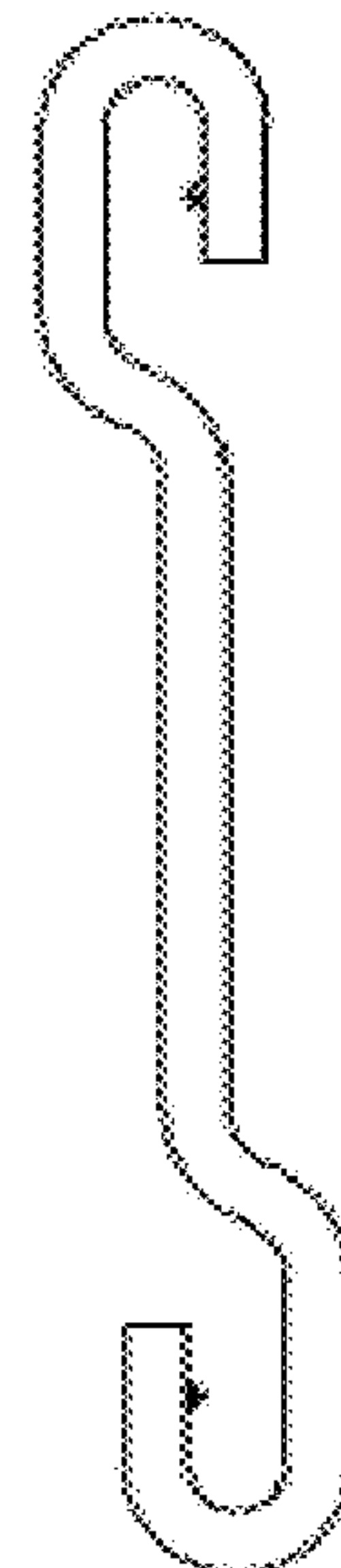
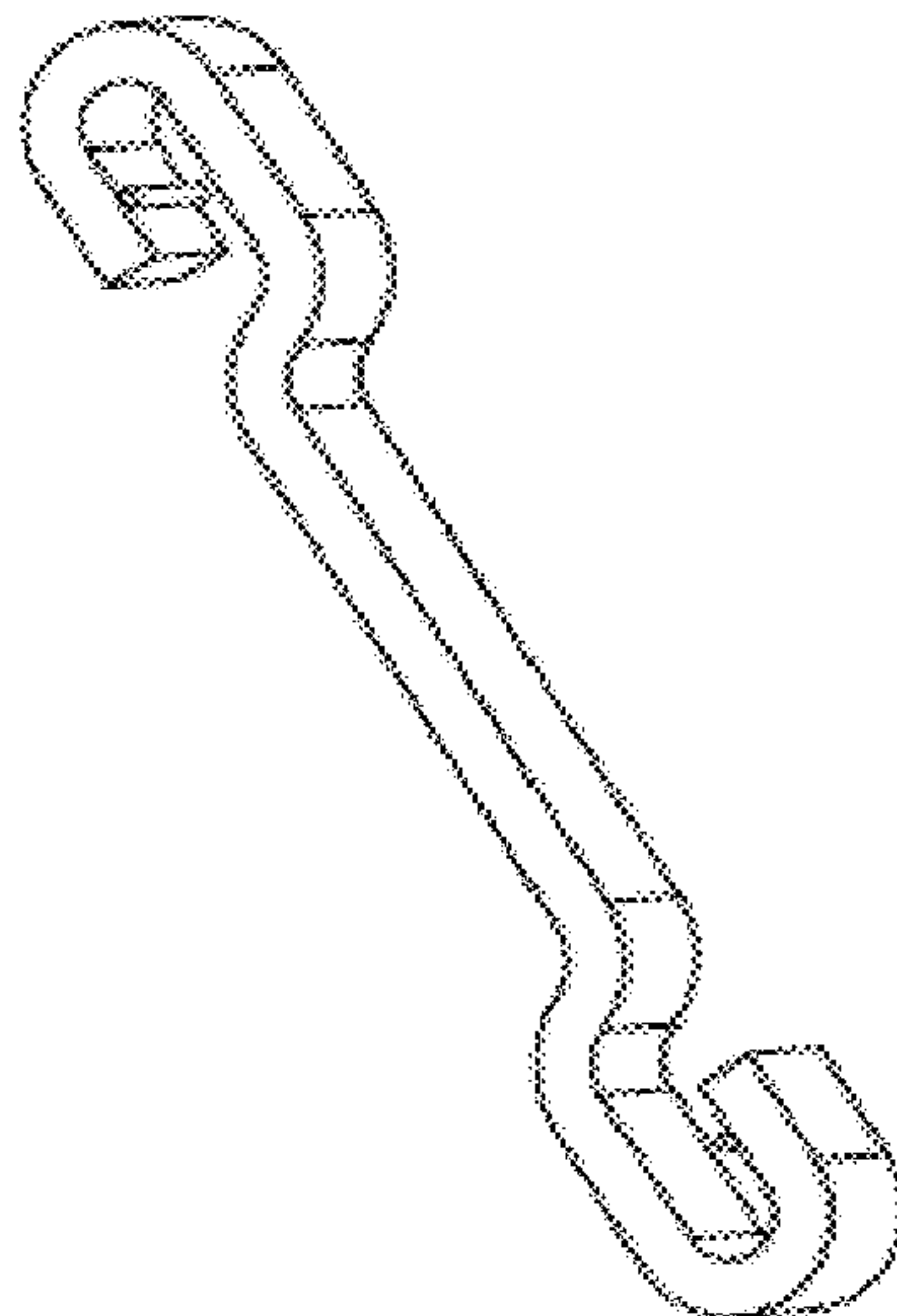
(57) **CLAIM**

The ornamental design for a sheet pile, as shown and described.

**DESCRIPTION**

FIG. 1 is a perspective view of the sheet pile;  
FIG. 2 is a right side view of the sheet pile;  
FIG. 3 is a left side view of the sheet pile;  
FIG. 4 is a rear view of the sheet pile;  
FIG. 5 is a front view of the sheet pile;  
FIG. 6 is a bottom view of the sheet pile; and,  
FIG. 7 is a top view of the sheet pile.

**1 Claim, 4 Drawing Sheets**



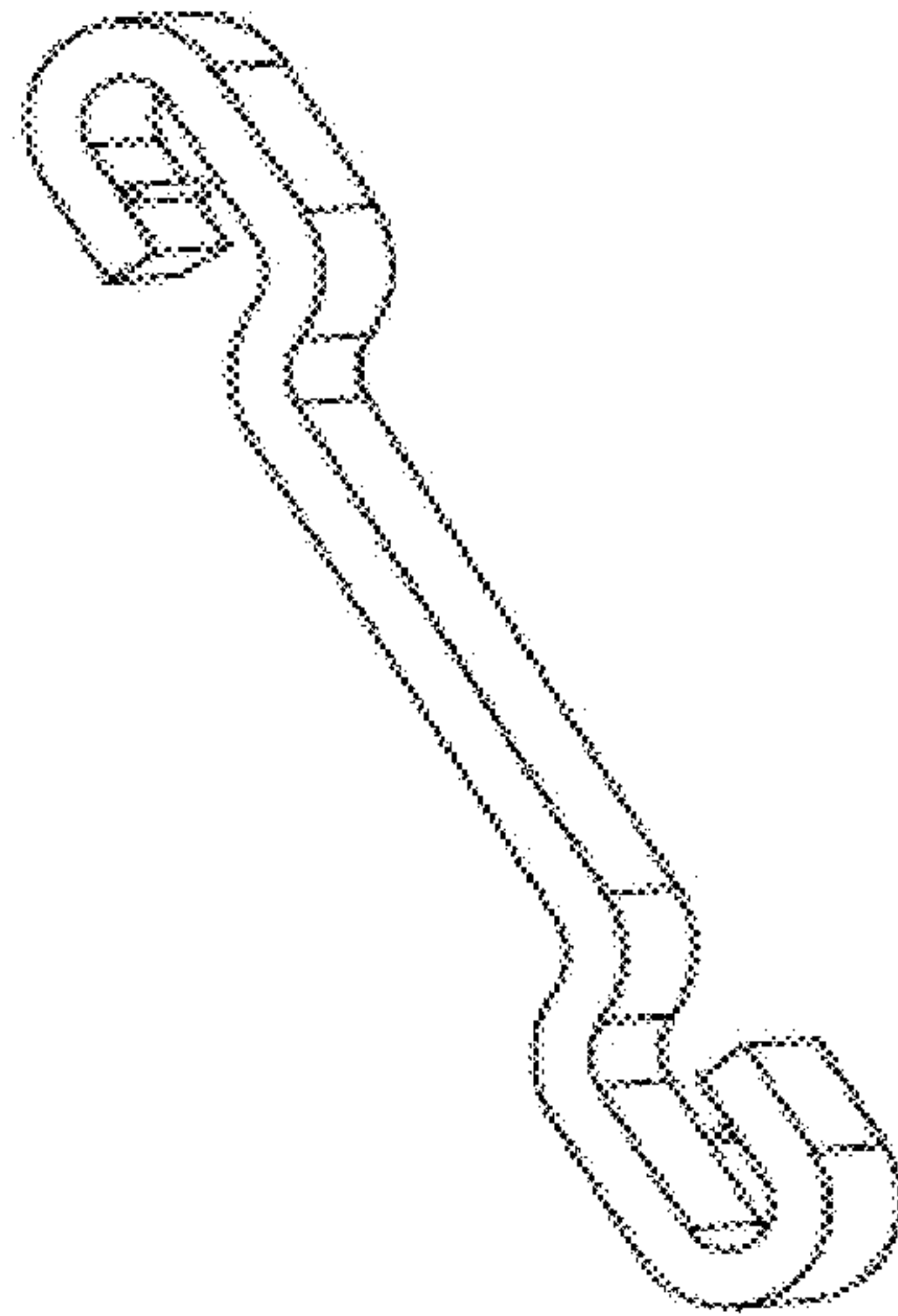


FIG. 1



FIG. 2




FIG. 3




FIG. 4




FIG. 5




FIG. 6

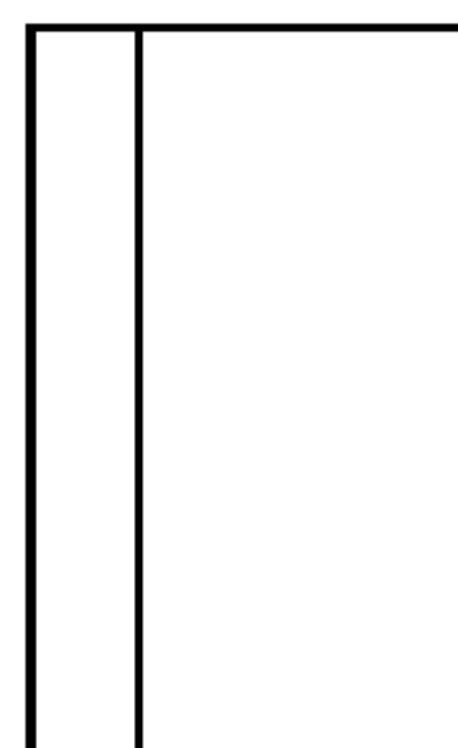


FIG. 7