



US00D837042S

(12) **United States Design Patent**
Rehhahn

(10) **Patent No.:** **US D837,042 S**

(45) **Date of Patent:** **** Jan. 1, 2019**

- (54) **SHEET PILE**
- (71) Applicant: **Jens Rehhahn**, Zeischa (DE)
- (72) Inventor: **Jens Rehhahn**, Zeischa (DE)
- (**) Term: **15 Years**
- (21) Appl. No.: **29/629,171**
- (22) Filed: **Dec. 12, 2017**
- (51) **LOC (11) Cl.** **08-08**
- (52) **U.S. Cl.**
USPC **D8/382**
- (58) **Field of Classification Search**
USPC D8/367, 382, 394, 395; D25/119;
D11/93
CPC E02D 5/02; E02D 5/04; E02D 5/06; E02D
5/08; E02D 5/12; Y10T 403/73; F16G
15/12
See application file for complete search history.

- 6,092,346 A * 7/2000 Even E02D 5/06
403/363
- 6,106,201 A * 8/2000 Bourdouxhe E02D 5/04
405/276
- D538,948 S * 3/2007 Thimons D25/119
- 7,387,471 B2 * 6/2008 Heindl E02D 5/04
405/274
- D621,245 S * 8/2010 Heindl D8/382
- D621,246 S * 8/2010 Heindl D8/382
- D808,782 S * 1/2018 Heindl D8/382
- D808,783 S * 1/2018 Heindl D8/382
- 2007/0077129 A1 * 4/2007 Hermes E02D 5/04
405/278
- 2007/0183851 A1 * 8/2007 Van de Coterlet E02D 5/06
405/279
- 2008/0145153 A1 * 6/2008 Wendt E02B 3/108
405/274
- 2008/0152435 A1 * 6/2008 Heindl E02D 5/06
405/274
- 2008/0175674 A1 * 7/2008 Heindl E02D 5/08
405/278

(Continued)

Primary Examiner — Sandra S Snapp

Assistant Examiner — Ieisha N Price

(74) *Attorney, Agent, or Firm* — 24IP Law Group;
Timothy DeWitt

(56) **References Cited**

U.S. PATENT DOCUMENTS

- 824,513 A * 6/1906 Stevens E02D 5/08
405/14
- 1,770,652 A * 7/1930 Meiser E02D 5/04
405/277
- 1,771,224 A * 7/1930 Kohler E02D 5/04
405/277
- 1,835,367 A * 12/1931 Becker E02D 5/04
405/277
- 1,835,417 A * 12/1931 Mauterer E02D 5/04
405/277
- 1,837,787 A * 12/1931 Meiser E02D 5/08
29/897.3
- 1,841,779 A * 1/1932 Becker E02D 5/04
405/279
- D272,887 S * 3/1984 Parton D8/382
- 6,000,883 A * 12/1999 Irvine E02D 5/02
405/274


(57) **CLAIM**

The ornamental design for a sheet pile, as shown and described.

DESCRIPTION

FIG. 1 is a perspective view of the sheet pile;
FIG. 2 is a right side view of the sheet pile;
FIG. 3 is a left side view of the sheet pile;
FIG. 4 is a rear view of the sheet pile;
FIG. 5 is a front view of the sheet pile;
FIG. 6 is a bottom view of the sheet pile; and,
FIG. 7 is a top view of the sheet pile.

1 Claim, 4 Drawing Sheets



(56)

References Cited

U.S. PATENT DOCUMENTS

2012/0177445 A1* 7/2012 Wendt E02D 5/08
405/211.1
2017/0002536 A1* 1/2017 Dawson E02D 5/04

* cited by examiner

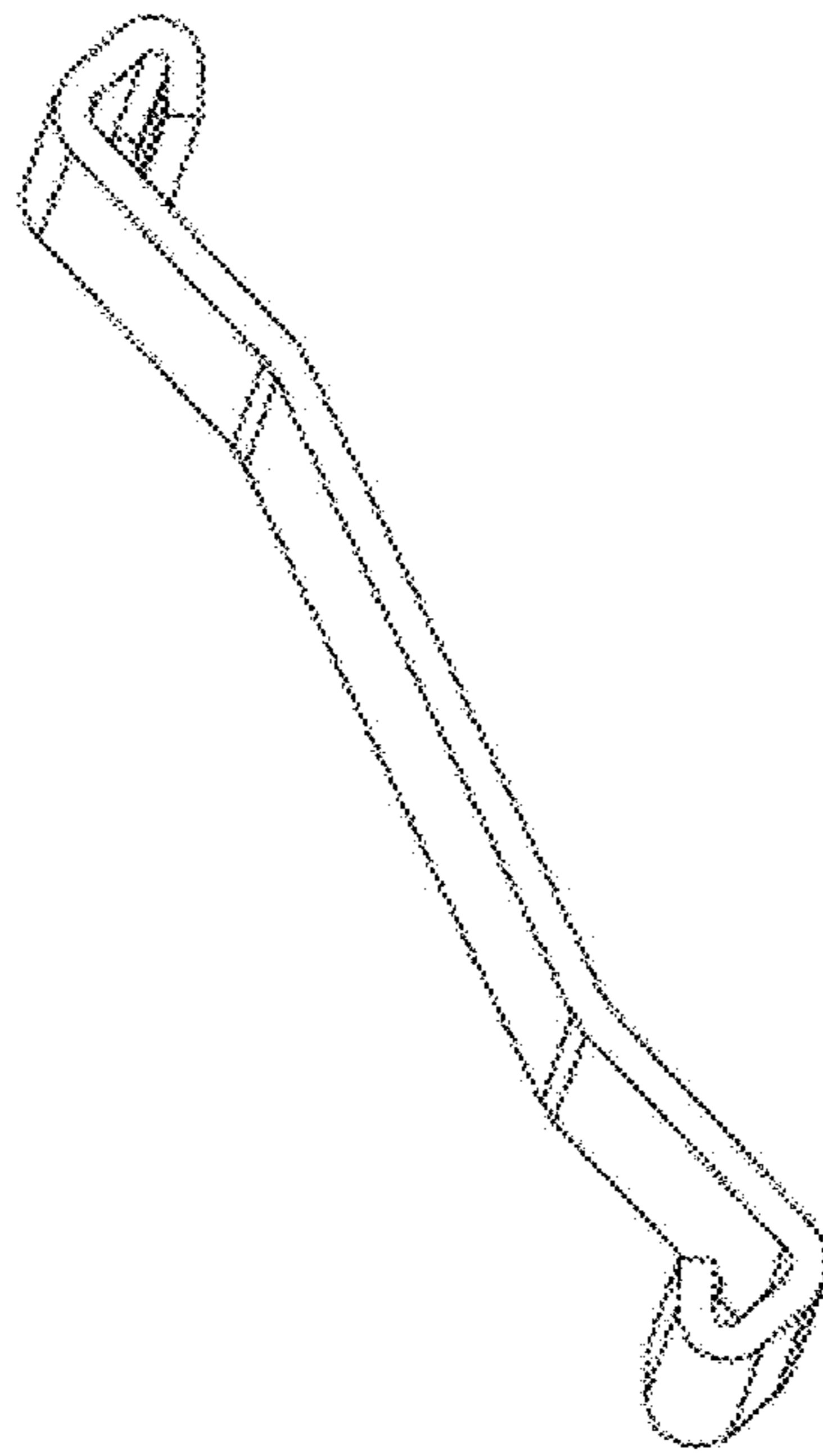


FIG. 1




FIG. 2




FIG. 3




FIG. 4




FIG. 5

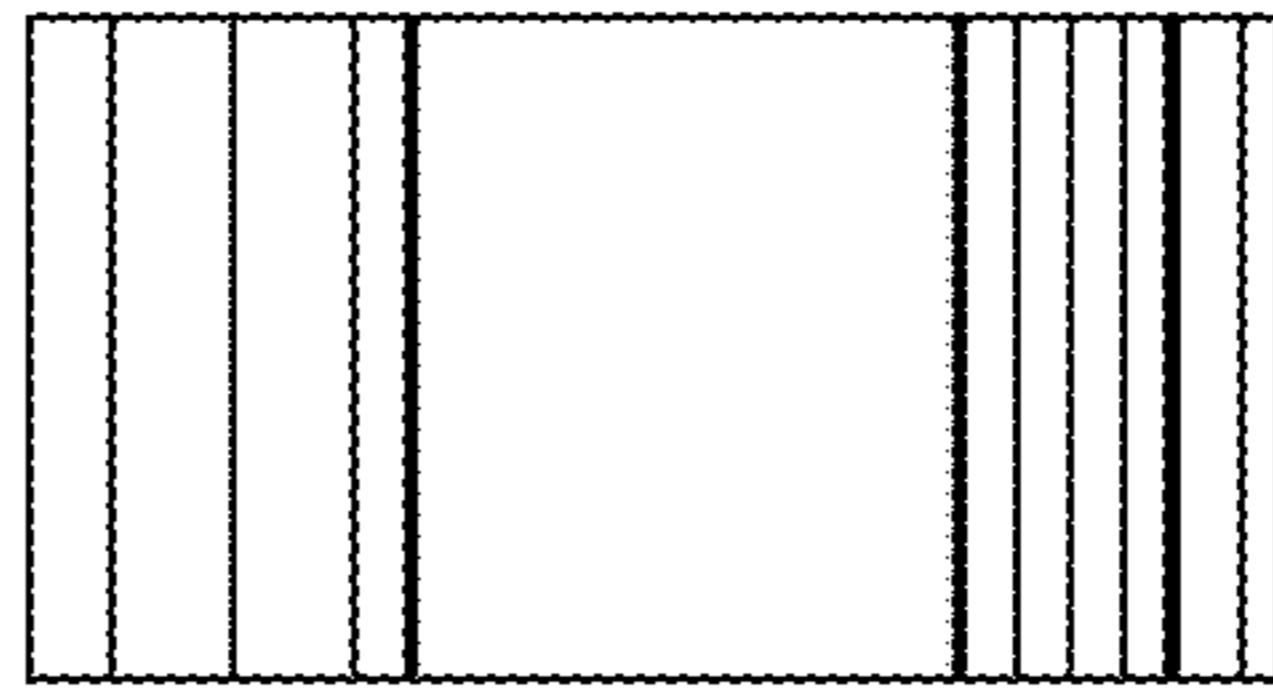


FIG. 6

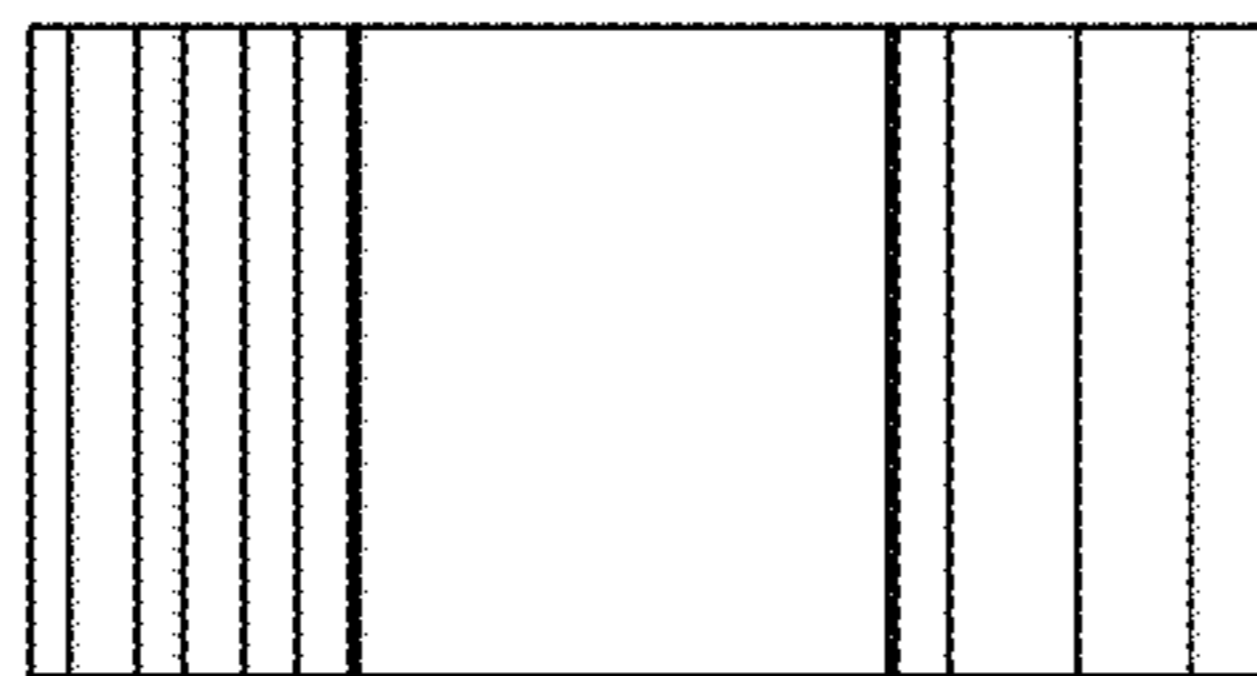


FIG. 7