



US00D837038S

(12) **United States Design Patent** (10) **Patent No.:** **US D837,038 S**
Ndobo-Epoy et al. (45) **Date of Patent:** **** Jan. 1, 2019**

(54) **INSULATION HANGER**

(71) Applicant: **CERTAINEED CORPORATION**,
Malvern, PA (US)

(72) Inventors: **Jean-Philippe Ndobo-Epoy**, Westboro,
MA (US); **Jerome Arul**, Providence, RI
(US); **Andrew Clyde Brandt**,
Pottstown, PA (US); **Todd P. Dinoia**,
Littleton, MA (US); **Luc Pierre Vitry**,
Philadelphia, PA (US); **Conor Patrick
McDonald**, Boston, MA (US)

(73) Assignee: **CERTAINEED CORPORATION**,
Malvern, PA (US)

(**) Term: **15 Years**

(21) Appl. No.: **29/599,314**

(22) Filed: **Mar. 31, 2017**

(51) **LOC (11) Cl.** **08-05**

(52) **U.S. Cl.**
USPC **D8/354**

(58) **Field of Classification Search**
USPC D8/354; D25/119, 121, 122
CPC F16L 59/12; E04B 1/7666; E04B 1/7629;
E04D 13/1625

See application file for complete search history.

(56) **References Cited**

U.S. PATENT DOCUMENTS

1,870,838 A	8/1932	Davis	
2,172,270 A	9/1939	Ansel	
2,793,887 A *	5/1957	Moore F16L 59/12 248/205.3
3,321,878 A	5/1967	Brown et al.	
D210,872 S	4/1968	Marsh	
3,732,659 A	5/1973	Labarge	
3,738,217 A *	6/1973	Walker F16B 21/02 411/510
4,047,346 A	9/1977	Alderman	

4,155,206 A	5/1979	Player	
4,231,280 A	11/1980	Gross	
4,292,777 A	10/1981	Story	
4,320,605 A *	3/1982	Carlson E04D 13/1606 52/23
D267,776 S	2/1983	Holgersson et al.	

(Continued)

FOREIGN PATENT DOCUMENTS

AU	2010202733 A1	1/2011
CN	204645501 U	9/2015

(Continued)

OTHER PUBLICATIONS

12 Gauge Self Adhesive Stick Insulation Hanger, posted at alibaba.com, posting date not given, [online], [site visited Jul. 18, 2018]. Available from Internet, URL: https://www.alibaba.com/product-detail/12-gauge-self-adhesive-stick-Insulation_60573332407.html (Year: 2018).*

(Continued)

Primary Examiner — George D. Kirschbaum

Assistant Examiner — Maria J Edwards

(74) *Attorney, Agent, or Firm* — Abel Law Group, LLP;
Thomas Osborn


(57) **CLAIM**

The ornamental design for an insulation hanger, as shown and described.

DESCRIPTION

FIG. 1 is top perspective view of an insulation hanger showing our new design;
FIG. 2 is a side elevation view thereof;
FIG. 3 is a top elevation view thereof; and,
FIG. 4 is a back elevation view thereof.
The broken lines represent portions of the article and form no part of the claimed design.

1 Claim, 1 Drawing Sheet



(56)

References Cited

U.S. PATENT DOCUMENTS

4,425,747 A 1/1984 Player
 4,437,282 A * 3/1984 O'Brien E04B 1/7666
 248/217.2
 4,476,659 A 10/1984 Player
 4,573,298 A 3/1986 Harkins
 4,592,688 A * 6/1986 Kramer E04F 13/0837
 24/DIG. 53
 4,597,702 A * 7/1986 Brown F16B 21/09
 24/103
 4,635,423 A 1/1987 Ward
 4,724,651 A 2/1988 Fligg
 4,856,247 A 8/1989 Georgino
 4,875,320 A 10/1989 Sparkes
 4,930,285 A 6/1990 Ward
 5,085,023 A 2/1992 Duffy
 5,442,890 A 8/1995 Fligg
 5,581,966 A 12/1996 Fligg
 D419,693 S 1/2000 Hersh et al.
 D420,149 S 2/2000 Hersh et al.
 D443,198 S 6/2001 Snyder
 D446,442 S * 8/2001 Simpson D8/354
 D452,424 S * 12/2001 Simpson, Sr. D8/107
 6,324,808 B1 12/2001 Lippy et al.
 D462,601 S 9/2002 Chaney
 6,487,825 B1 12/2002 Sillik
 6,808,772 B2 10/2004 Kunzel et al.
 6,890,666 B2 5/2005 Kunzel et al.
 7,008,890 B1 3/2006 Kunzel et al.
 7,017,315 B2 3/2006 Corwin
 7,021,016 B2 * 4/2006 Steffes E04H 17/20
 256/1
 D523,968 S 6/2006 Gilbert
 7,090,174 B2 8/2006 Korczak et al.
 D599,193 S 9/2009 Meyer et al.
 D607,711 S 1/2010 Adams et al.
 D616,035 S 5/2010 Kosir et al.
 7,908,813 B2 * 3/2011 Gulbrandsen E04B 9/0414
 52/506.07
 7,921,619 B2 4/2011 Snyder et al.
 7,997,180 B2 8/2011 Söderberg
 8,132,379 B2 * 3/2012 Zaveri B32B 5/26
 52/311.1
 8,281,548 B1 10/2012 Garcia
 D684,844 S * 6/2013 Ferreira D8/356
 8,613,180 B2 12/2013 Strickland et al.
 8,635,824 B2 1/2014 Scherrer
 8,640,429 B1 2/2014 Watts et al.
 8,657,244 B2 2/2014 Sillik
 D701,329 S * 3/2014 Tiner D13/199
 8,739,486 B2 6/2014 Bodsford et al.
 D724,259 S 3/2015 Klus
 8,985,927 B2 * 3/2015 Ashton F16B 15/08
 206/346
 9,032,678 B2 5/2015 Shaw et al.
 D732,912 S 6/2015 Cavaliere et al.
 D737,120 S * 8/2015 Recker D8/354
 D739,709 S 9/2015 Wright
 D754,405 S 4/2016 Herde
 9,322,179 B2 4/2016 Oberg
 9,359,471 B2 6/2016 Trumbo et al.
 9,366,052 B1 * 6/2016 Warner E04H 12/2269
 9,476,204 B2 10/2016 Wolf
 9,546,480 B2 1/2017 Jakobsen et al.
 D787,092 S 5/2017 Singh
 D789,559 S 6/2017 Singh
 D790,078 S 6/2017 Singh
 D790,732 S 6/2017 Singh
 D790,734 S 6/2017 Singh
 D790,735 S 6/2017 Singh
 9,671,046 B2 6/2017 Whipple et al.
 D791,350 S 7/2017 Singh
 D791,351 S 7/2017 Singh
 D791,355 S 7/2017 Singh
 D791,359 S 7/2017 Singh

D791,360 S 7/2017 Singh
 D791,361 S 7/2017 Singh
 D793,848 S * 8/2017 Charette D8/354
 D811,853 S * 3/2018 Foley D8/354
 9,920,516 B2 3/2018 Alter et al.
 2005/0017142 A1 1/2005 Ogden
 2007/0015424 A1 1/2007 Toas et al.
 2008/0115460 A1 5/2008 Ruid et al.
 2008/0237433 A1 * 10/2008 Hardin B44C 5/02
 248/467
 2010/0043328 A1 2/2010 Kallweit
 2011/0016816 A1 1/2011 Lizarazu
 2013/0280467 A1 10/2013 Fay
 2015/0176211 A1 6/2015 Knapp et al.
 2015/0218802 A1 8/2015 Wolf
 2015/0218803 A1 8/2015 Rockwell et al.
 2015/0233110 A1 8/2015 Alter et al.
 2015/0240477 A1 8/2015 Weeks et al.
 2016/0319537 A1 11/2016 Rinne et al.
 2017/0183875 A1 6/2017 Ndobu-Epoy et al.

FOREIGN PATENT DOCUMENTS

EP 0319390 A1 6/1989
 FR 3026762 A1 4/2016
 GB 1590450 A 6/1981
 GB 2491933 A 12/2012
 KR 101523898 B1 6/2015
 WO 2013079076 A1 6/2013
 WO 2015095786 A1 6/2015
 WO 2015117154 A1 8/2015

OTHER PUBLICATIONS

62mm Self Adhesive Insulation Hanger, posted at tdsupplies.co.uk, posting date not given, [online], [site visited Jul. 18, 2018]. Available from Internet, URL: <http://www.tdsupplies.co.uk/stick-pins> (Year: 2018).*

Cup Head Pin and Paper Washer, posted at soundacousticsolutions.com, posting date not given, [online], [site visited Jul. 18, 2018]. Available from Internet, URL: <https://www.soundacousticsolutions.com/products/cup-head-pins-paper-washer-6855> (Year: 2018).*

Duro Dyne Dynastick Self Adhesive Insulation Hangers, posted at amazon.com, posting date Jun. 27, 2013, [online], [site visited Jul. 18, 2018]. Available from Internet, URL: <https://www.amazon.com/Duro-Dyne-Dynastick-Insulation-SAH114/dp/B00DODP122> (Year: 2013).*

Perforated Base Insulation Hanger, posted at techlite.com, posting date not given, [online], [site visited Jul. 18, 2018]. Available from Internet, URL: <http://www.techlite.com/techlite-acoustics/perforated-base-insulation-hanger/> (Year: 2018).*

International Search Report & Written Opinion for PCT/US2017/053963, dated Jan. 9, 2018, 15 pages.

Carpino, Elaina et al., "Delivering Energy Efficiency to the Top of the House," High Performance Conditioned Attic System, Owens Corning, dated Mar. 10, 2015, pp. 1-26.

Babineau, Jr., Francis, "Cost-Effective High-Performance Unvented Attics," Thermal Performance of the Exterior Envelopes of Whole Buildings XIII International Conference, 2016, pp. 34-45, ASHRAE.

"L'étanchéité à l'air Autrement—Présentation et mise en oeuvre," Système RT Plus, Jan. 2016, 9 pages, Knauf Insulation.

"SOFT® Duct Wrap FRK Product Data Sheet," Sep. 2010, 4 pages, Owens Corning, US.

2.000 IN Barbed U-Channel, posted at web.archive.org, posting date Sep. 22, 2013, accessed Jun. 28, 2018. url: https://web.archive.org/web/20130922053547/http://seagateplastics.com:80/Stock_Plastics_Catalog/catalog/plastic_c_channels.html, 2013.

Aluminum Recessed U-Channel for 10mm Glass Shower Screens, posted at wholesaleglasscompany.co.uk, accessed Jun. 27, 2018. url: <https://www.wholesaleglasscompany.co.uk/acatalog/Aluminum-Recessed-U-Channel-for-10mm-Glass-Shower-Screens.html>, 2018.

Aluminum U channel profile, posted at alcaglas.com, accessed Jun. 27, 2018, url: <http://www.alcaglas.com/gb/producto.php?codigo=perfil-u-aluminio02820>, 2018.

(56)

References Cited

OTHER PUBLICATIONS

Insert Channel, posted at schematech.co.za, accessed Jun. 27, 2018, url: <http://www.schematech.co.za/showers/metal-profiles/u-channel/insert-channel-8mm-1000mm.html>, 2018.

Plastic Upholstery J-Clips, posted at trimlok.com, accessed Jun. 27, 2018, url: <https://www.trimlok.com/plastic-extrusion/upholstery-clips>, 2018.

* cited by examiner

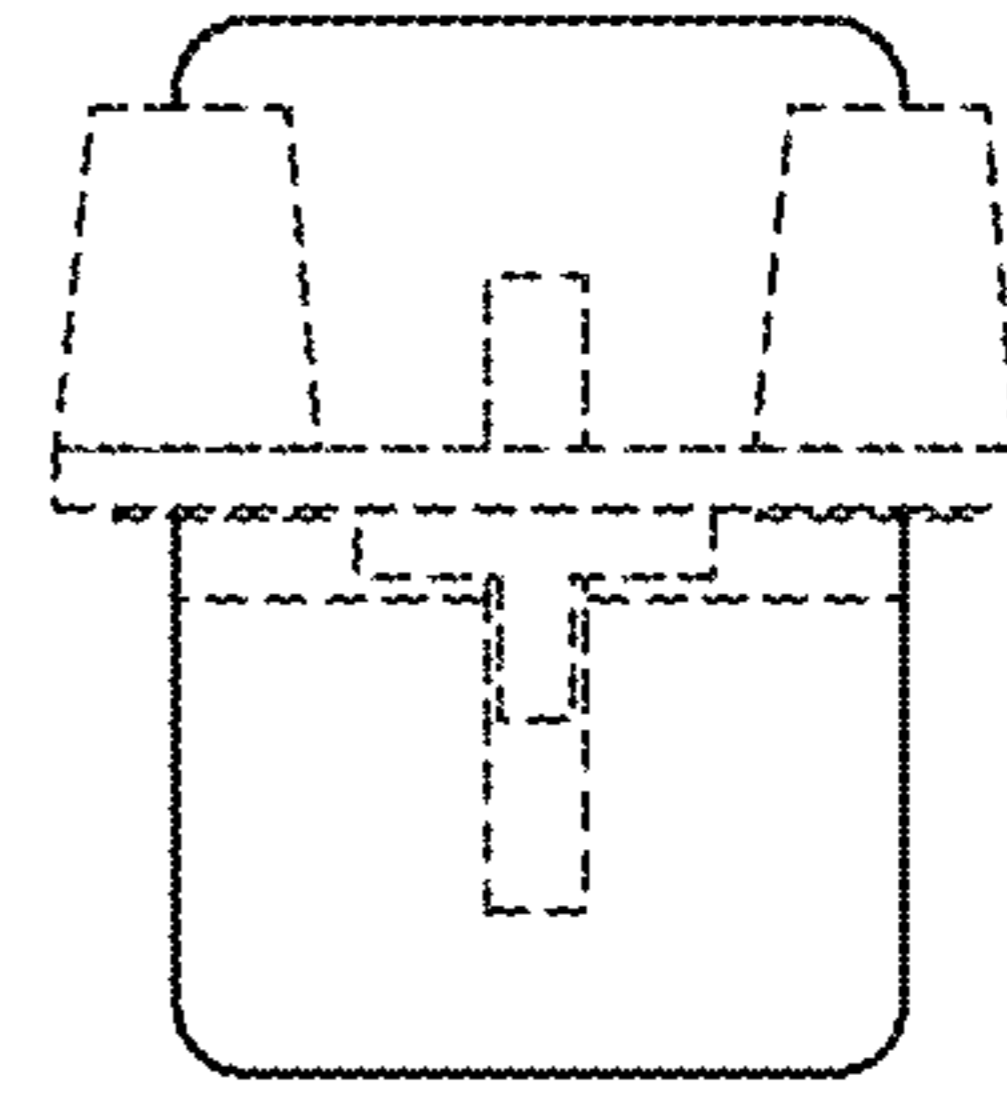


FIG. 3




FIG. 1

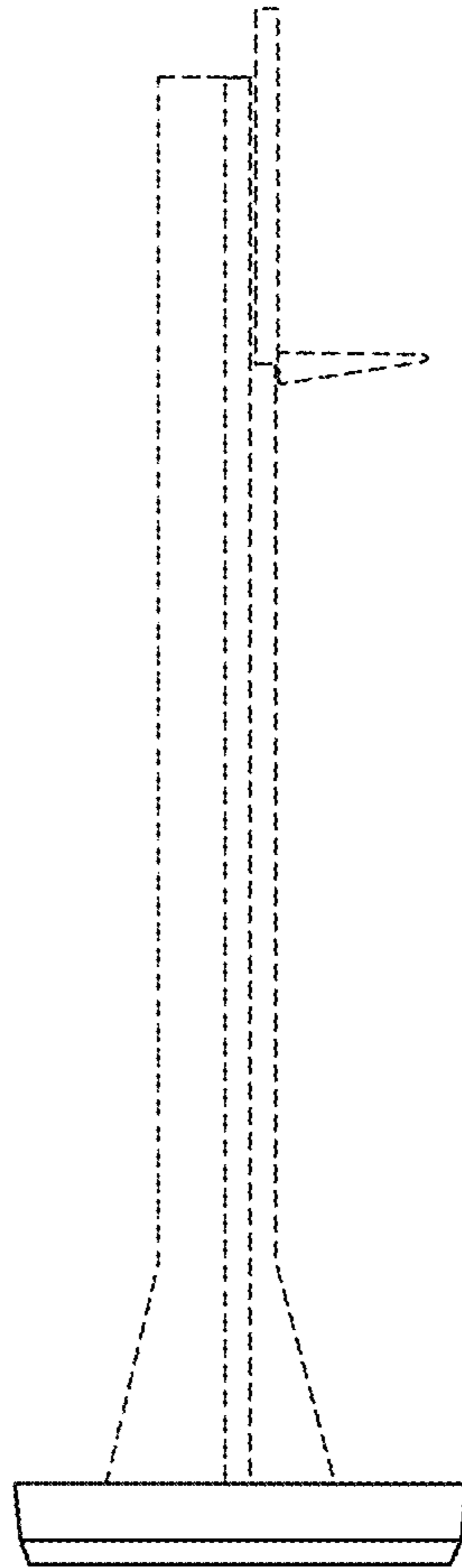


FIG. 2




FIG. 4