



US00D837022S

(12) **United States Design Patent**
Hughes et al.

(10) **Patent No.:** **US D837,022 S**
(45) **Date of Patent:** **** Jan. 1, 2019**

(54) **HAND SANDER**
(71) Applicant: **Marshalltown Company,**
Marshalltown, IA (US)
(72) Inventors: **John T. Hughes,** Fayetteville, AR (US);
John M. Reynolds, Springdale, AR
(US); **Jarod Elsberry,** Marshalltown,
IA (US)
(73) Assignee: **Marshalltown Company,**
Marshalltown, ID (US)

5,283,988 A * 2/1994 Brown B24D 15/04
451/344
D474,389 S * 5/2003 Panfili D8/45
6,719,620 B1 * 4/2004 Panfili B24D 15/023
451/515
6,899,608 B2 * 5/2005 Huang B24D 15/023
451/356
D525,508 S * 7/2006 Leonard, II D8/90
7,488,242 B2 2/2009 Gringer et al.
7,670,210 B2 3/2010 Annis
D652,283 S * 1/2012 Arvinte D8/90
D787,291 S * 5/2017 Lehovetzki D8/90
D787,292 S * 5/2017 Lehovetzki D8/90
2005/0287937 A1 12/2005 Florio

(**) Term: **15 Years**

* cited by examiner

(21) Appl. No.: **29/605,858**

Primary Examiner — Philip S Hyder

(22) Filed: **May 31, 2017**

(74) *Attorney, Agent, or Firm* — Stinson Leonard Street
LLP

(51) **LOC (11) Cl.** **08-05**

(57) **CLAIM**

(52) **U.S. Cl.**
USPC **D8/90**

The ornamental design for hand sander, as shown and
described.

(58) **Field of Classification Search**
USPC D8/14, 45, 46, 47, 90, 91, 95
CPC B24D 15/00; B24D 15/02; B24D 15/023;
B24D 15/04; B24D 18/0009
See application file for complete search history.

DESCRIPTION

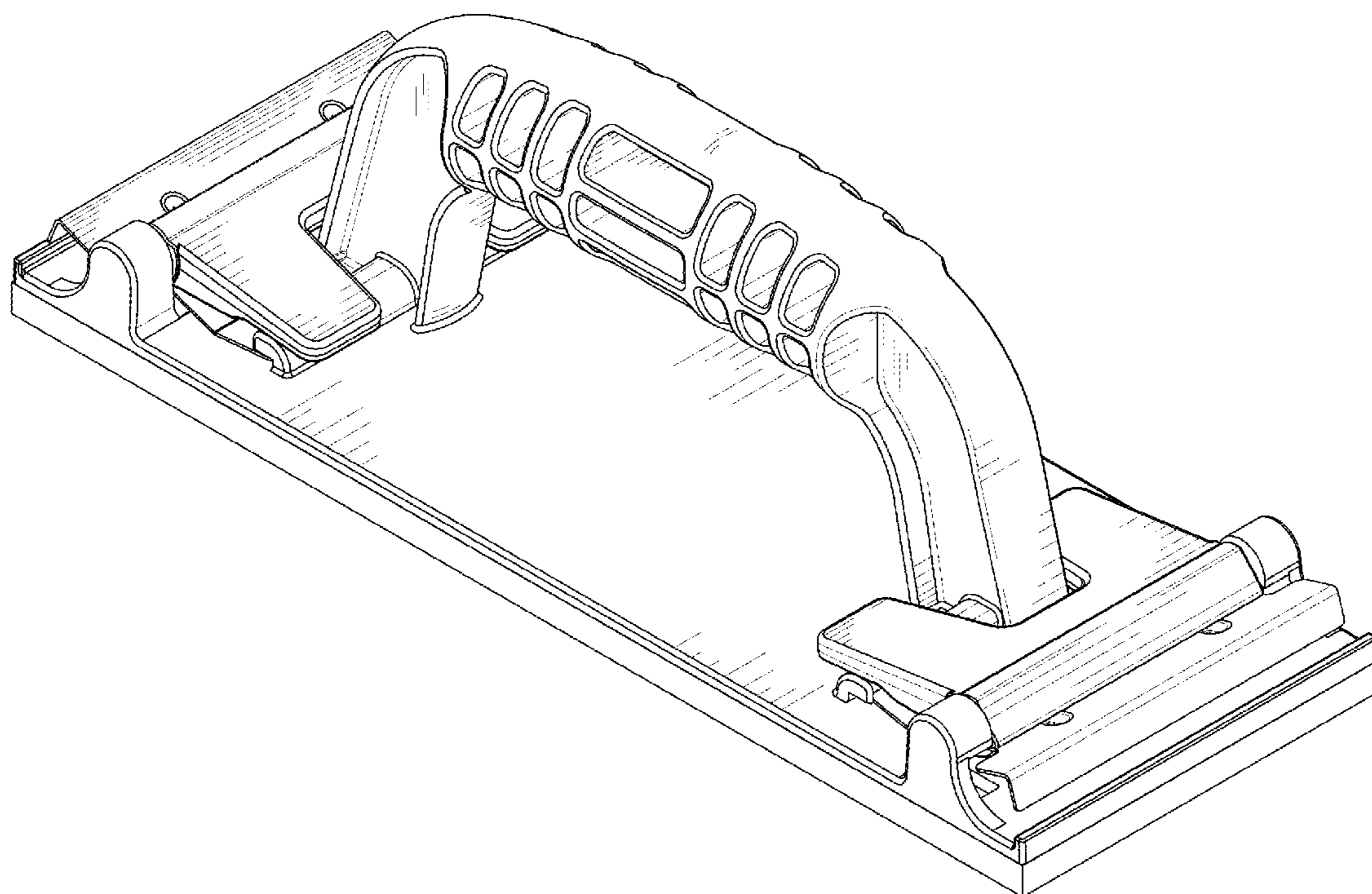
FIG. 1 is a front perspective of a hand sander of our new
design, the precise length of a pole of the hand sander is not
claimed;
FIG. 2 is a front elevation of the hand sander;
FIG. 3 is a top plan view of the hand sander;
FIG. 4 is a right side elevation view of the hand sander;
FIG. 5 is a rear elevation view of the hand sander;
FIG. 6 is a bottom plan of the hand sander; and,
FIG. 7 is a left side elevation of the hand sander.

(56) **References Cited**

U.S. PATENT DOCUMENTS

3,224,149 A * 12/1965 Harrington B24D 15/023
451/518
4,071,983 A * 2/1978 Thielen A47L 13/34
15/229.13
D310,012 S * 8/1990 Henke D8/45

1 Claim, 7 Drawing Sheets



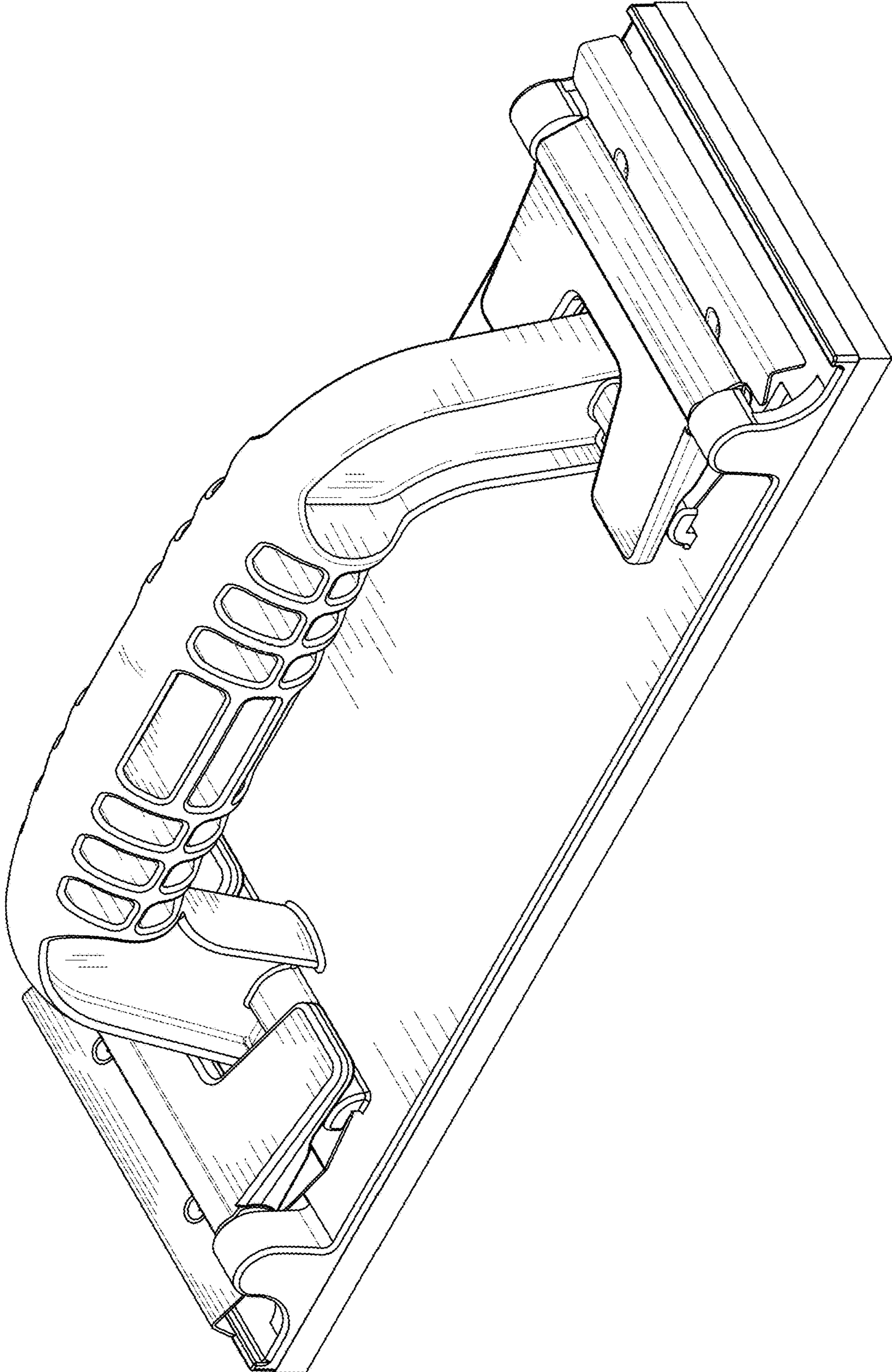
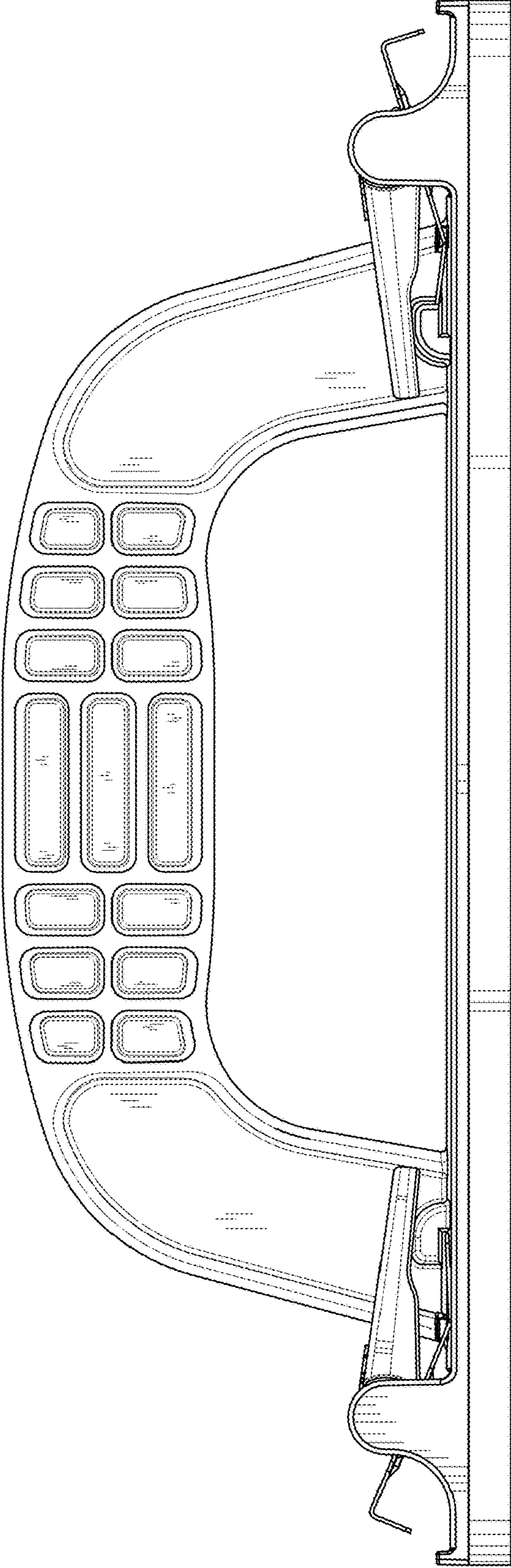


FIG. 1

FIG. 2



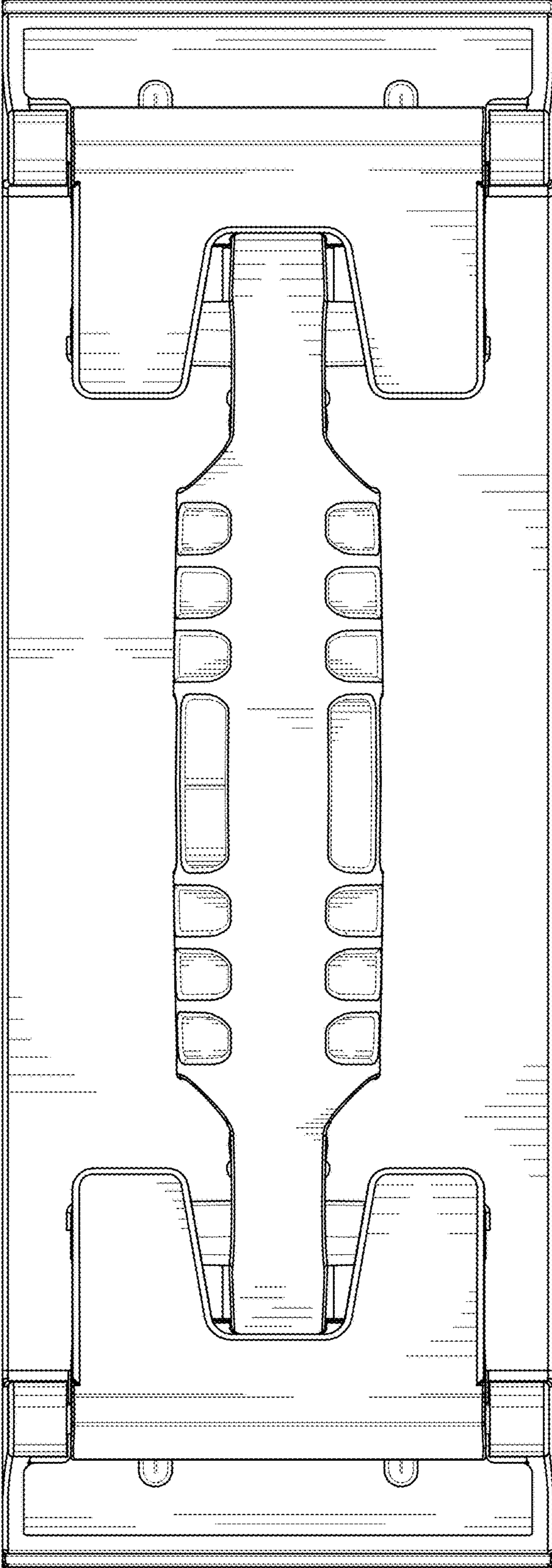
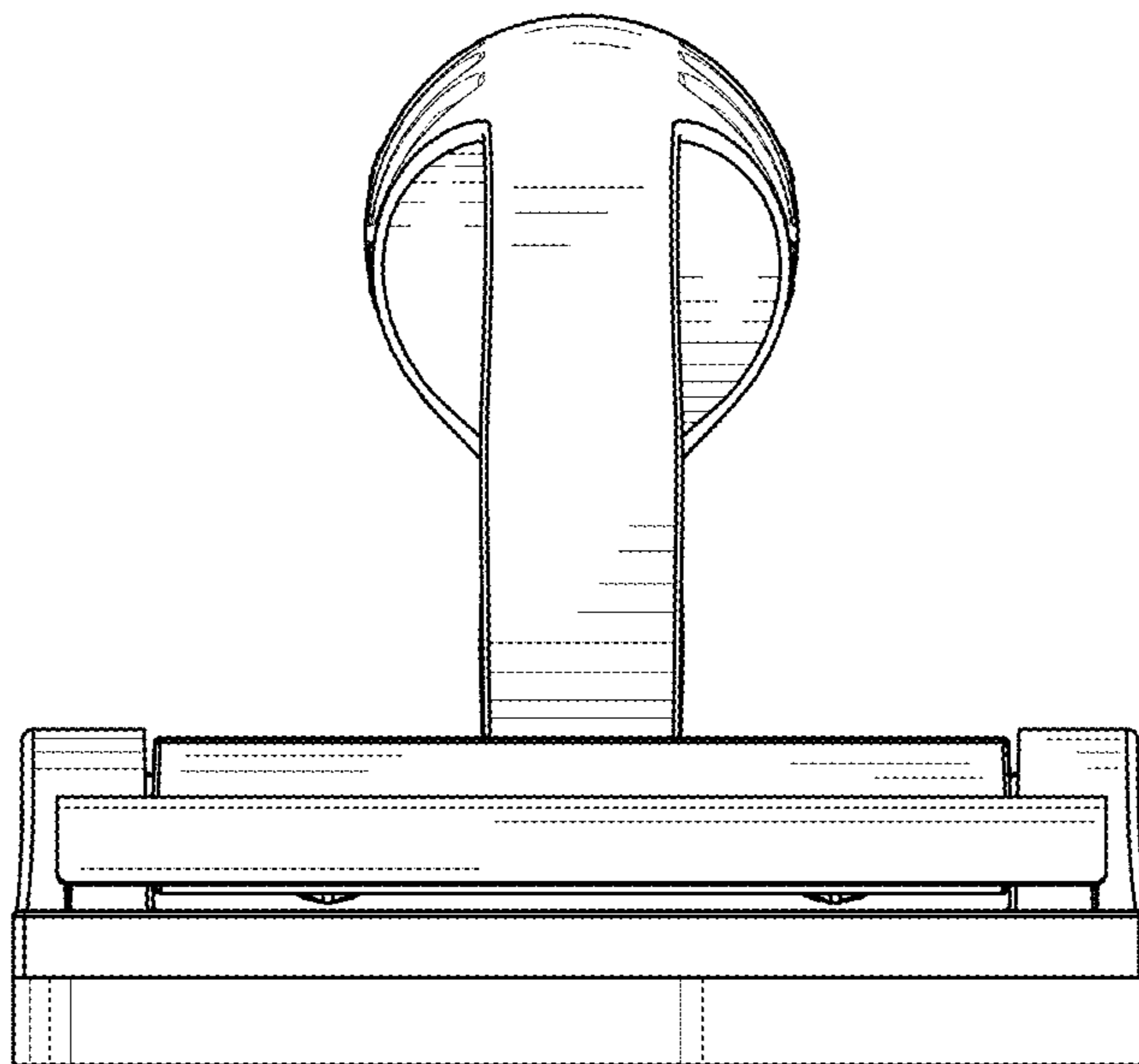


FIG. 3

FIG. 4



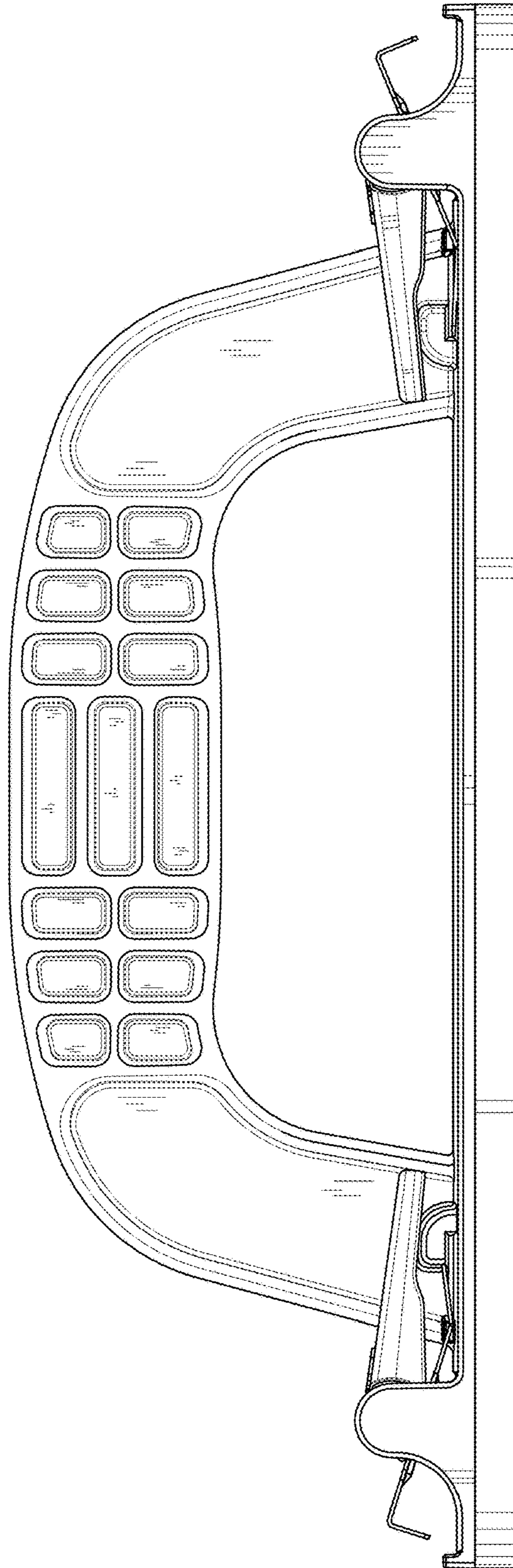


FIG. 5

FIG. 6




FIG. 7

