



US00D836965S

(12) **United States Design Patent** (10) **Patent No.:** **US D836,965 S**
Goss et al. (45) **Date of Patent:** **** Jan. 1, 2019**

(54) **COFFEE MAKER**
(71) Applicant: **BSH Hausgeräte GmbH**, Munich (DE)
(72) Inventors: **Ulrich Goss**, München (DE); **Oliver Kraemer**, Pähl (DE); **Robert Sachon**, München (DE)
(73) Assignee: **BSH Hausgeräte GmbH**, Munich (DE)
(**) Term: **15 Years**
(21) Appl. No.: **29/577,050**
(22) Filed: **Sep. 9, 2016**

Related U.S. Application Data

(62) Division of application No. 29/517,071, filed on Feb. 10, 2015, now Pat. No. Des. 784,065.

Foreign Application Priority Data

Sep. 2, 2014 (EM) 002529370

(51) **LOC (11) Cl.** **07-02**

(52) **U.S. Cl.**
USPC **D7/347**; D7/349

(58) **Field of Classification Search**
USPC D7/300, 323, 305-311, 347-349, 355, D7/362, 365, 367, 397, 399, 405
CPC .. A47J 27/04; A47J 31/00; A47J 31/18; A47J 31/46; A47J 31/50; A47J 31/52; A47J 31/54; A47J 31/407; A47J 31/4403; A47J 31/0573; A47J 45/00; A47J 45/02; F24C 3/00; F24C 3/14; F24C 7/00; F24C 7/105; F24C 14/00; F24C 14/025; F24C 15/00; F24C 15/18

See application file for complete search history.

(56) **References Cited**

U.S. PATENT DOCUMENTS

D424,871 S *	5/2000	Hahn	D7/309
D557,547 S *	12/2007	Knoell	D7/308
D602,728 S *	10/2009	Cesa	D7/307
D665,625 S *	8/2012	Sadtler	D7/405
D675,472 S *	2/2013	Strayle	D7/309
D690,157 S *	9/2013	Baacke	D7/405
D706,567 S *	6/2014	Strayle	D7/309
D707,486 S *	6/2014	Borjesson	A47J 31/4403
				D7/309
D708,012 S *	7/2014	Baacke	D7/405
D784,065 S *	4/2017	Goss	D7/349
D805,831 S *	12/2017	Sadtler	D7/309
D805,833 S *	12/2017	Baacke	D7/348
2008/0178742 A1 *	7/2008	Marconi	A47J 31/4403
				99/290

* cited by examiner

Primary Examiner — Ricky Pham

(74) *Attorney, Agent, or Firm* — Michael E. Tschupp; Andre Pallapies; Brandon G. Braun



(57) **CLAIM**

The ornamental design for a coffee maker, as shown and described.

DESCRIPTION

FIG. 1 is a front view of a coffee maker according to our new design;
FIG. 2 is a front perspective view thereof;
FIG. 3 is a front view of a coffee maker according to an embodiment showing our new design;
FIG. 4 is a front perspective view thereof;
FIG. 5 is a front view of a coffee maker according to an embodiment showing our new design;
FIG. 6 is a front perspective view thereof;
FIG. 7 is a front view of a coffee maker according to an embodiment showing our new design; and,
FIG. 8 is a front perspective view thereof.

1 Claim, 8 Drawing Sheets






FIG. 1



FIG. 2




FIG. 3



FIG. 4




FIG. 5



FIG. 6

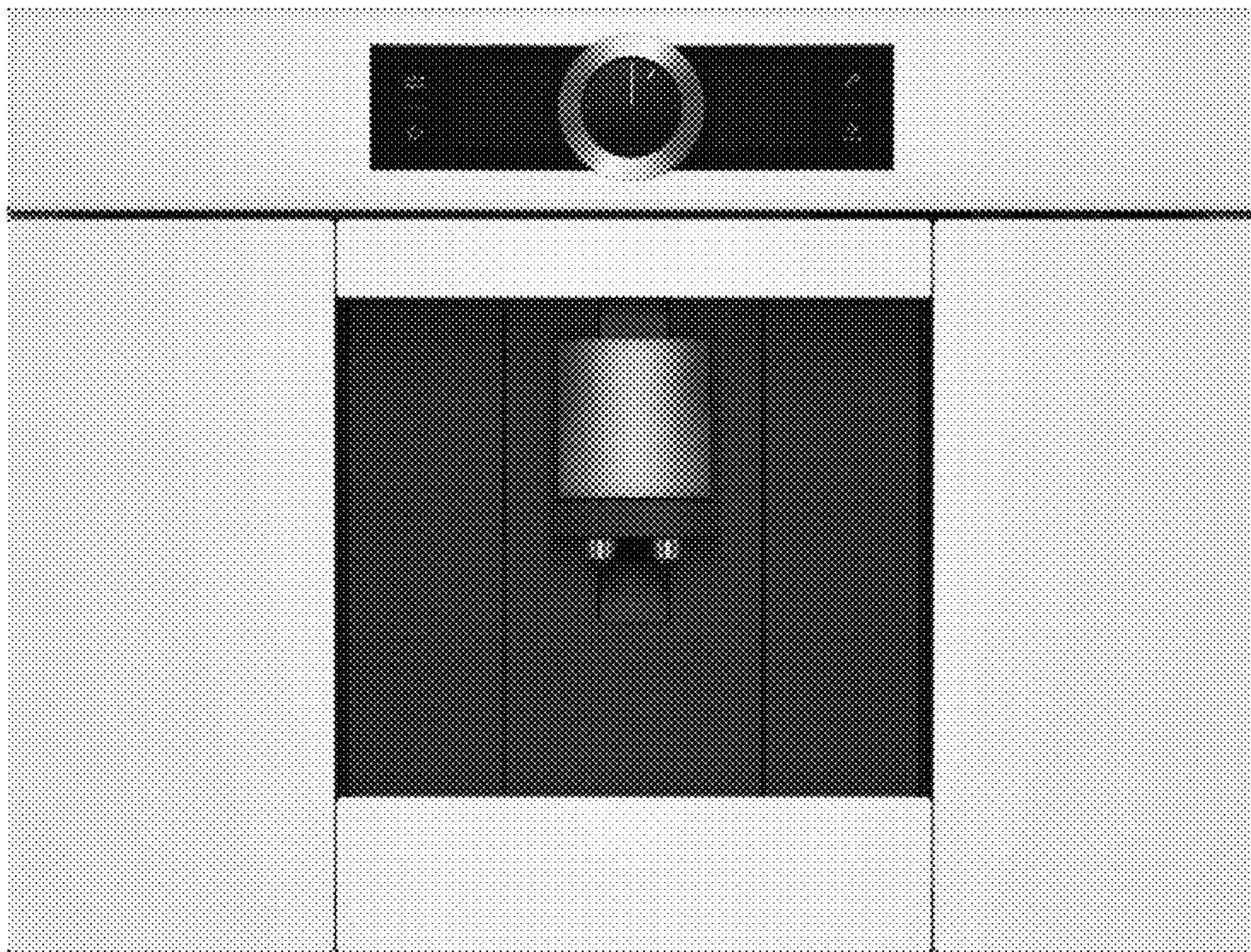


FIG. 7



FIG. 8