



US00D836958S

(12) **United States Design Patent** (10) **Patent No.:** **US D836,958 S**  
**Velez et al.** (45) **Date of Patent:** **\*\* Jan. 1, 2019**

(54) **TABLE**  
(71) Applicant: **Holly Hunt Enterprises, Inc.**, Chicago, IL (US)  
(72) Inventors: **Alberto Velez**, Chicago, IL (US); **Holly Hunt**, Chicago, IL (US)  
(73) Assignee: **Holly Hunt Enterprises, Inc.**  
(\*\*) Term: **15 Years**  
(21) Appl. No.: **29/606,262**  
(22) Filed: **Jun. 2, 2017**  
(51) **LOC (11) Cl.** ..... **06-03**  
(52) **U.S. Cl.**  
USPC ..... **D6/687**  
(58) **Field of Classification Search**  
USPC ..... D6/685, 686, 687, 688, 688.11, 688.19, D6/689, 692, 692.2, 707, 707.2, 707.23, D6/708.14  
CPC .. A47B 37/00; A47B 3/00; A47B 1/00; A47B 3/06; A47B 3/08; A47B 7/00; A47B 21/00; A47B 23/00; A47B 25/00; A47B 13/08; A47B 3/083; A47B 3/14; A47B 41/00; A47B 17/00; A47B 3/0809; A47B 3/0812; A47B 2013/026; A47B 2200/03; A47B 2200/00; A47B 2003/0821; A47C 3/045  
See application file for complete search history.

(56) **References Cited**  
U.S. PATENT DOCUMENTS  
D244,621 S \* 6/1977 Braid ..... D30/101  
D254,882 S \* 5/1980 Kempf ..... D18/59  
D264,289 S \* 5/1982 Klein ..... D6/691.9  
D333,673 S \* 3/1993 Riggs ..... D18/12

D426,033 S \* 5/2000 Rooks ..... D30/104  
D488,005 S \* 4/2004 Feng ..... D6/687  
D527,210 S \* 8/2006 Berry ..... D6/675.1  
D618,016 S \* 6/2010 Metcalf ..... D6/691.8  
D701,404 S \* 3/2014 Thompson ..... D6/671  
D722,798 S \* 2/2015 Baylar ..... D6/691.1  
D804,226 S \* 12/2017 Hunt ..... D6/687

**OTHER PUBLICATIONS**

Tower cocktail table, posted at Hollyhunt.com, posted on 2018, site visited Mar. 27, 2018. online, available from internet: <https://www.hollyhunt.com/ShowProduct.aspx?ProductID=14066&ManufacturerID=1>.\*

\* cited by examiner

*Primary Examiner* — Mary Ann Calabrese  
*Assistant Examiner* — Catherine Ho  
(74) *Attorney, Agent, or Firm* — The Belles Group, P.C.


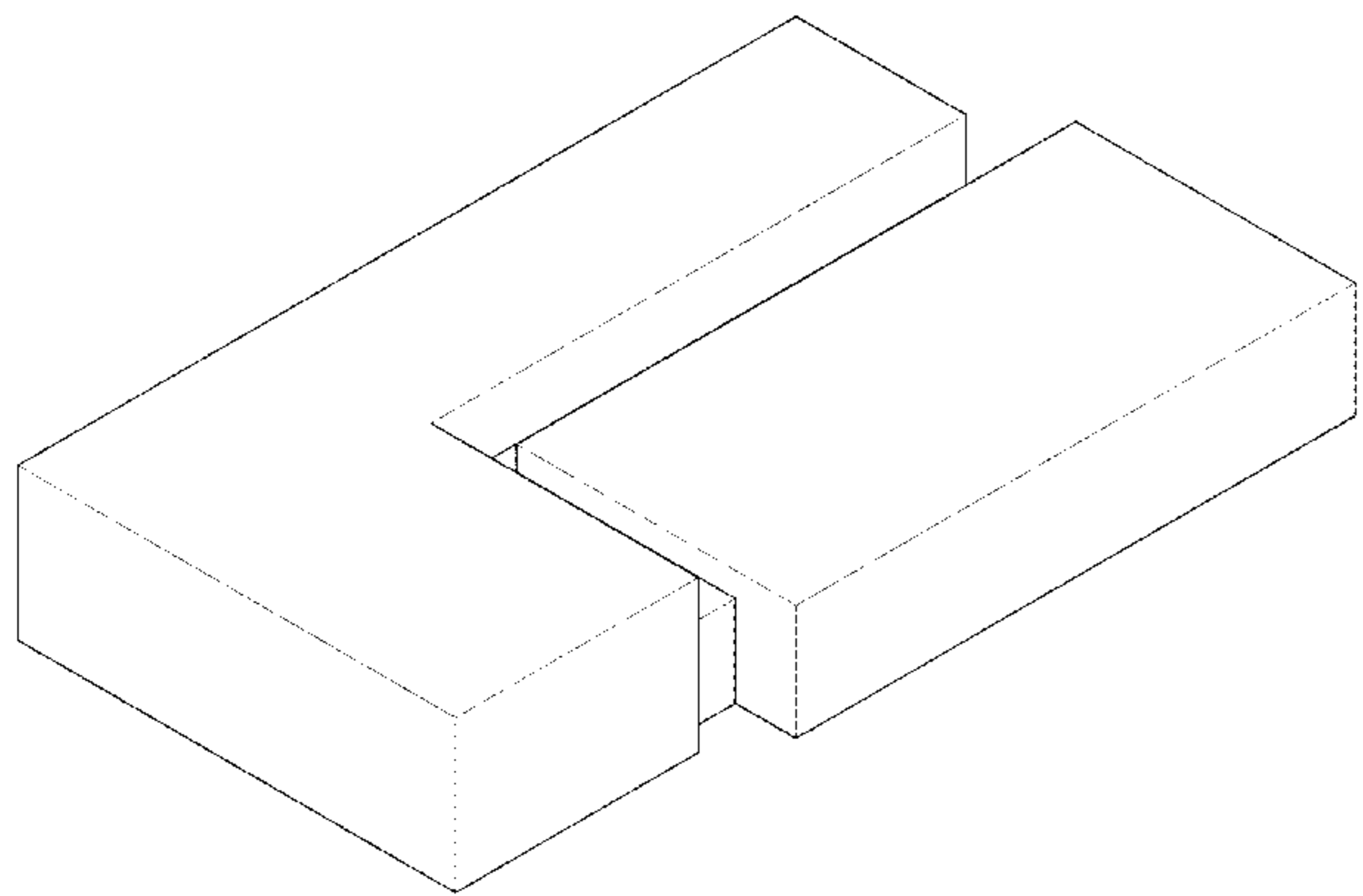
(57) **CLAIM**

We claim the ornamental design for a table, as shown and described.

**DESCRIPTION**

FIG. 1 is a top perspective view of a table, showing our new design;  
FIG. 2 is a front view thereof;  
FIG. 3 is a rear view thereof;  
FIG. 4 is a right side view thereof;  
FIG. 5 is a left side view thereof;  
FIG. 6 is a top plan view thereof; and,  
FIG. 7 is a bottom plan view thereof.  
The broken lines in the figures show elements of the article that form no part of the claimed design.

**1 Claim, 6 Drawing Sheets**



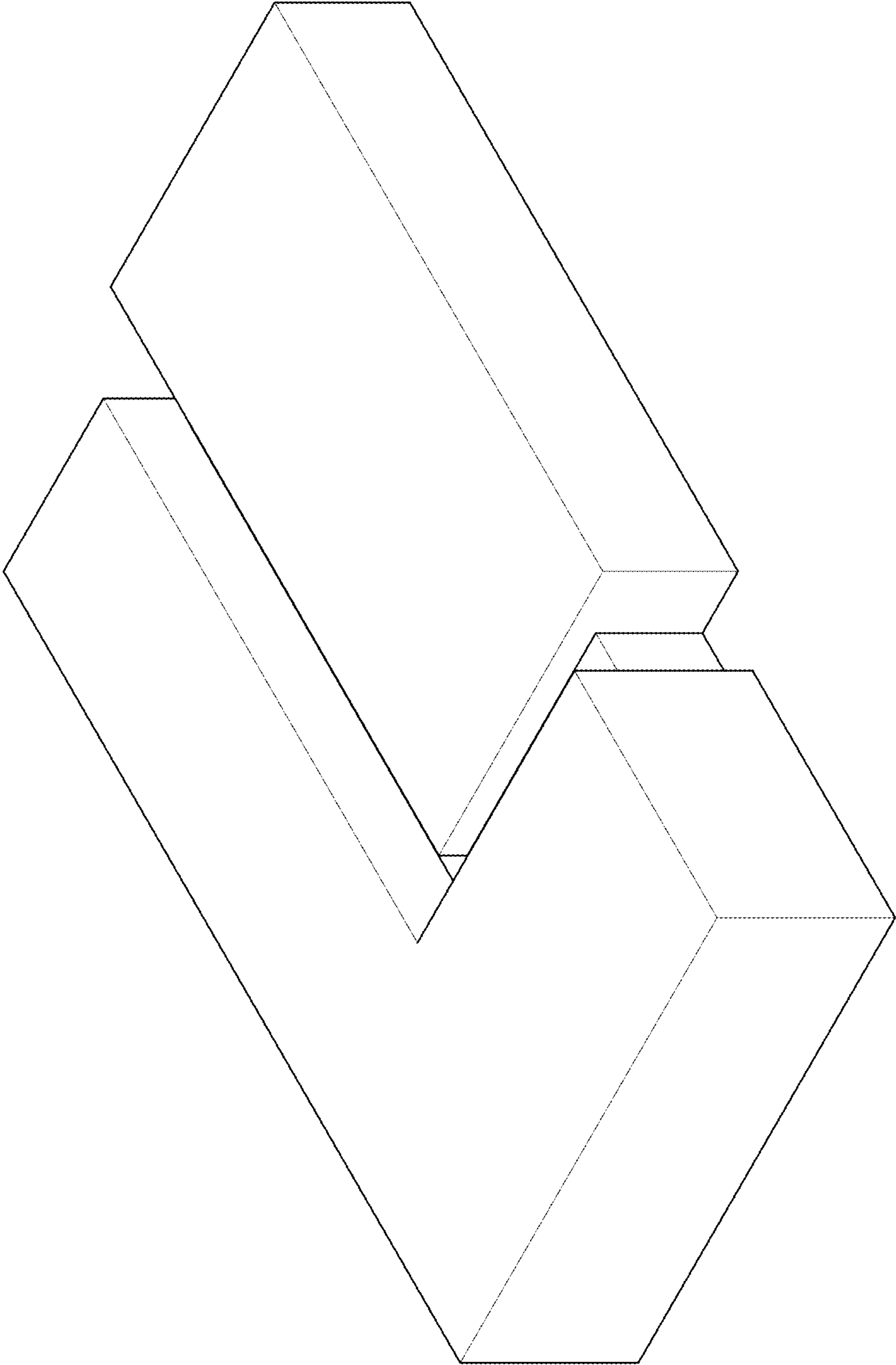


FIG. 1




FIG. 2




FIG. 3

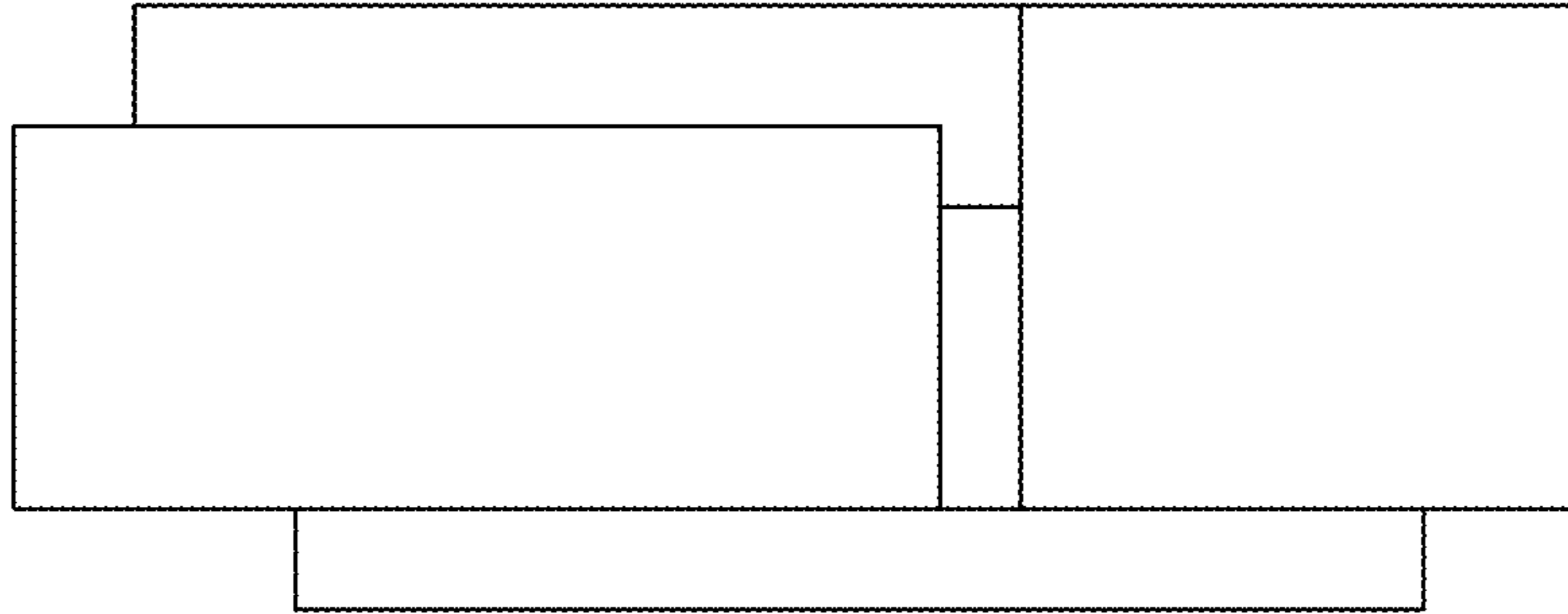


FIG. 4




FIG. 5

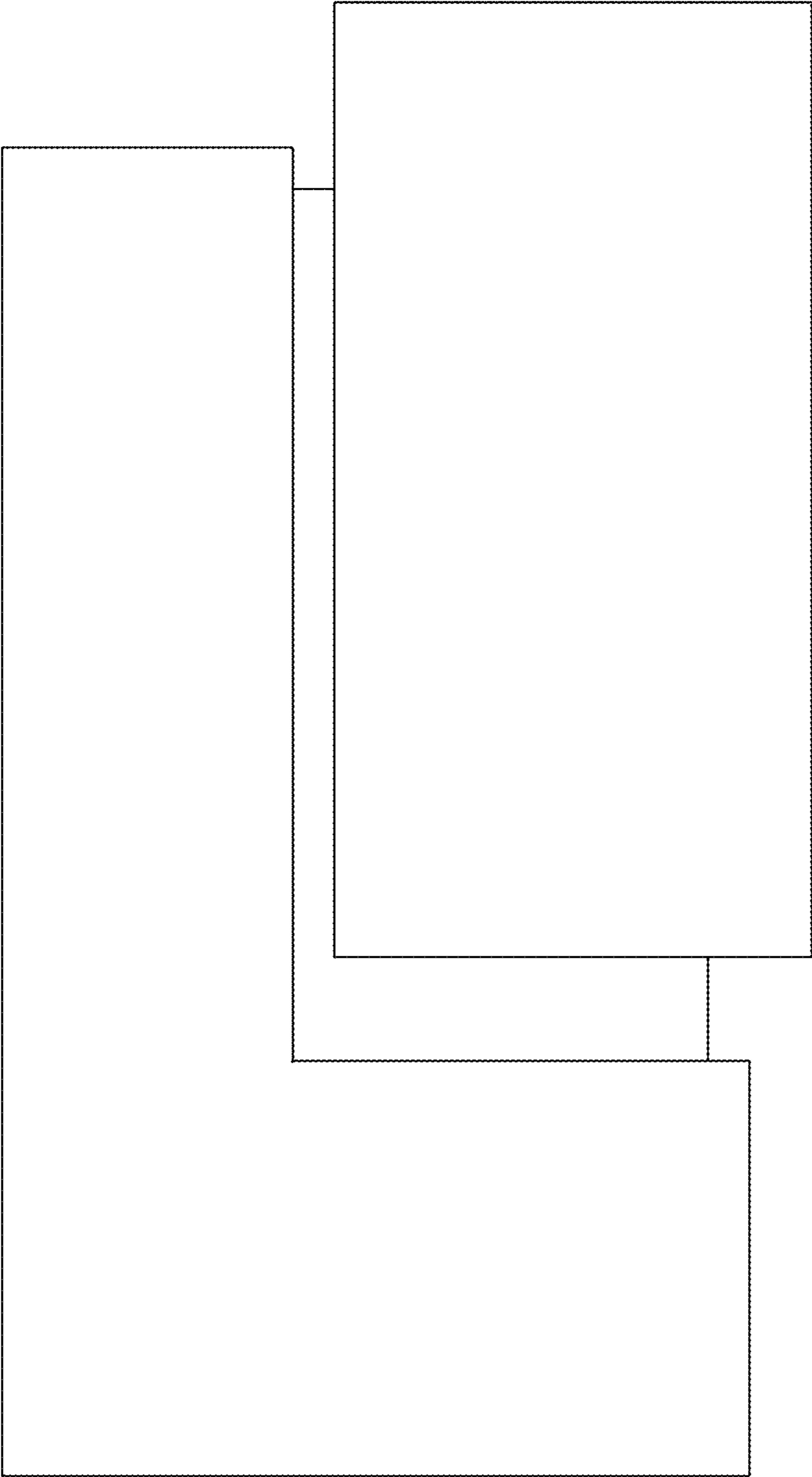


FIG. 6

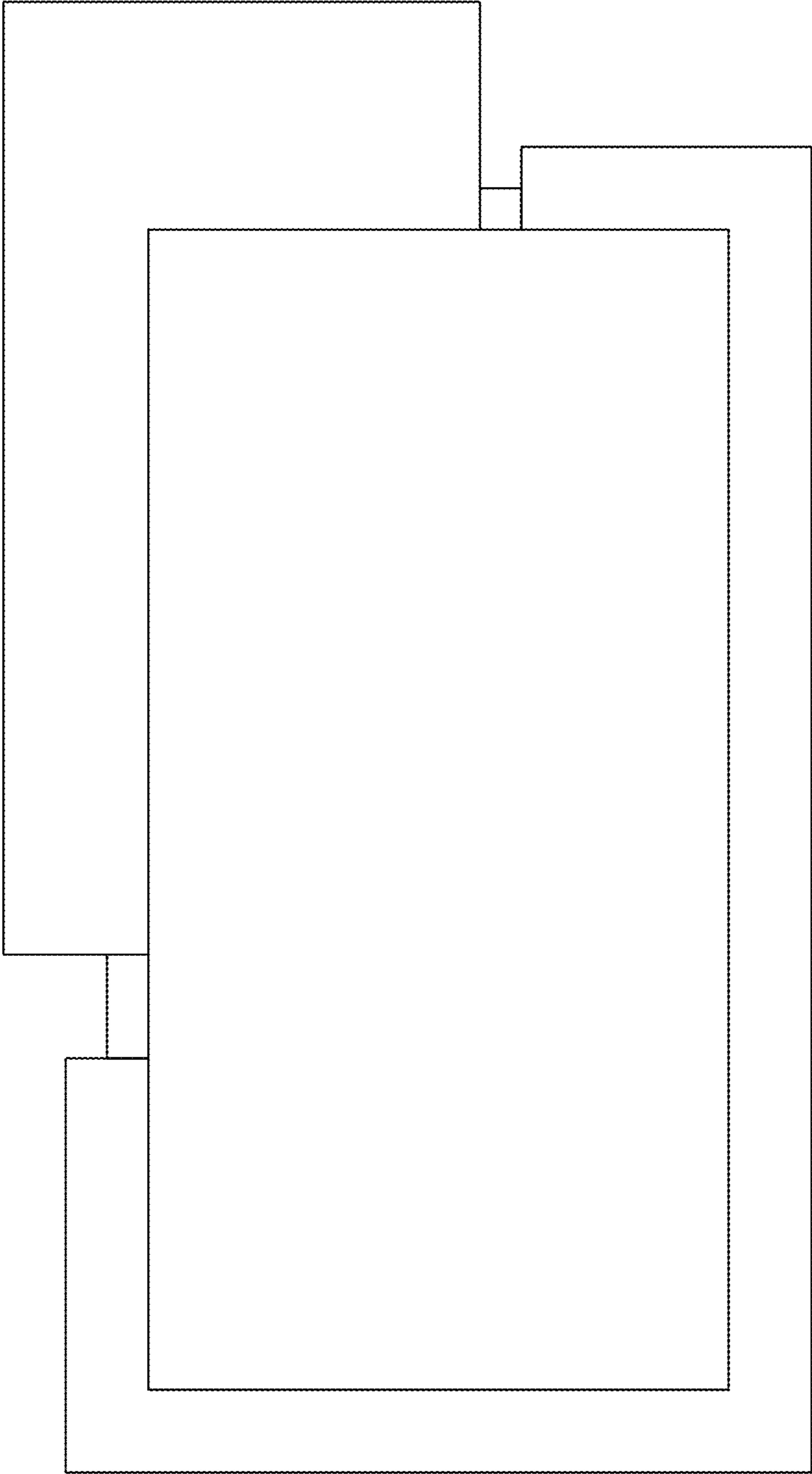


FIG. 7