



US00D836951S

(12) **United States Design Patent**
Cheng

(10) **Patent No.:** **US D836,951 S**

(45) **Date of Patent:** **** Jan. 1, 2019**

(54) **MATTRESS**

(71) Applicant: **Chi-Ming Cheng**, Kennedy Town (HK)

(72) Inventor: **Chi-Ming Cheng**, Kennedy Town (HK)

(**) Term: **15 Years**

(21) Appl. No.: **29/548,801**

(22) Filed: **Dec. 16, 2015**

(51) **LOC (11) Cl.** **06-09**

(52) **U.S. Cl.**
USPC **D6/605**

(58) **Field of Classification Search**

USPC D6/582-583, 587-592, 595-613,
D6/617-622; D21/803-809; D24/183
CPC A47G 9/00; A47G 2009/001; A47G
2009/002; A47G 2009/003; A47G
2009/005; A47G 2009/006; A47G 9/02;
A47G 9/0207; A47G 9/0215; A47G
9/0223; A47G 9/023; A47G 9/0238;
A47G 9/0246; A47G 9/0253; A47G
9/0261; A47G 9/06; A47G 9/062; A47G
9/066; A47G 9/068; A47G 9/08; A47G
2009/0276; A47G 9/0284; A47G 9/0292;
A47G 9/04; A47G 9/10

See application file for complete search history.

(56) **References Cited**

U.S. PATENT DOCUMENTS

760,755 A * 5/1904 Radcliff A61G 7/02
5/695
2,462,579 A * 2/1949 Warner A47C 27/146
5/722
3,628,469 A * 12/1971 Neitzke B65D 19/0095
108/51.3
4,628,557 A * 12/1986 Murphy A47C 27/148
5/699
5,388,531 A * 2/1995 Crews B65D 19/0012
108/51.3

5,655,239 A * 8/1997 Caparon A61G 7/05769
156/272.2
6,018,832 A * 2/2000 Graebe A47C 7/022
5/652
D428,679 S * 7/2000 Bridge D34/38
6,173,465 B1 * 1/2001 Deneau A47C 27/144
5/495
D453,057 S * 1/2002 Sewell D34/38
6,854,144 B1 * 2/2005 Mehring, Jr. A47C 27/20
5/722
6,931,684 B1 * 8/2005 Henegar A61G 7/02
5/604
7,036,173 B2 * 5/2006 Gladney A47C 27/20
5/716
7,712,172 B2 * 5/2010 Jones A61H 7/007
5/694
8,932,692 B2 * 1/2015 Pearce A47C 27/056
156/242
9,003,584 B2 * 4/2015 Rawls-Meehan A47C 7/027
5/719
9,084,703 B1 * 7/2015 Fair A61G 7/02

(Continued)

Primary Examiner — Mary Ann Calabrese
Assistant Examiner — Jennifer L Rempfer
(74) *Attorney, Agent, or Firm* — Schmeiser, Olsen &
Watts, LLP

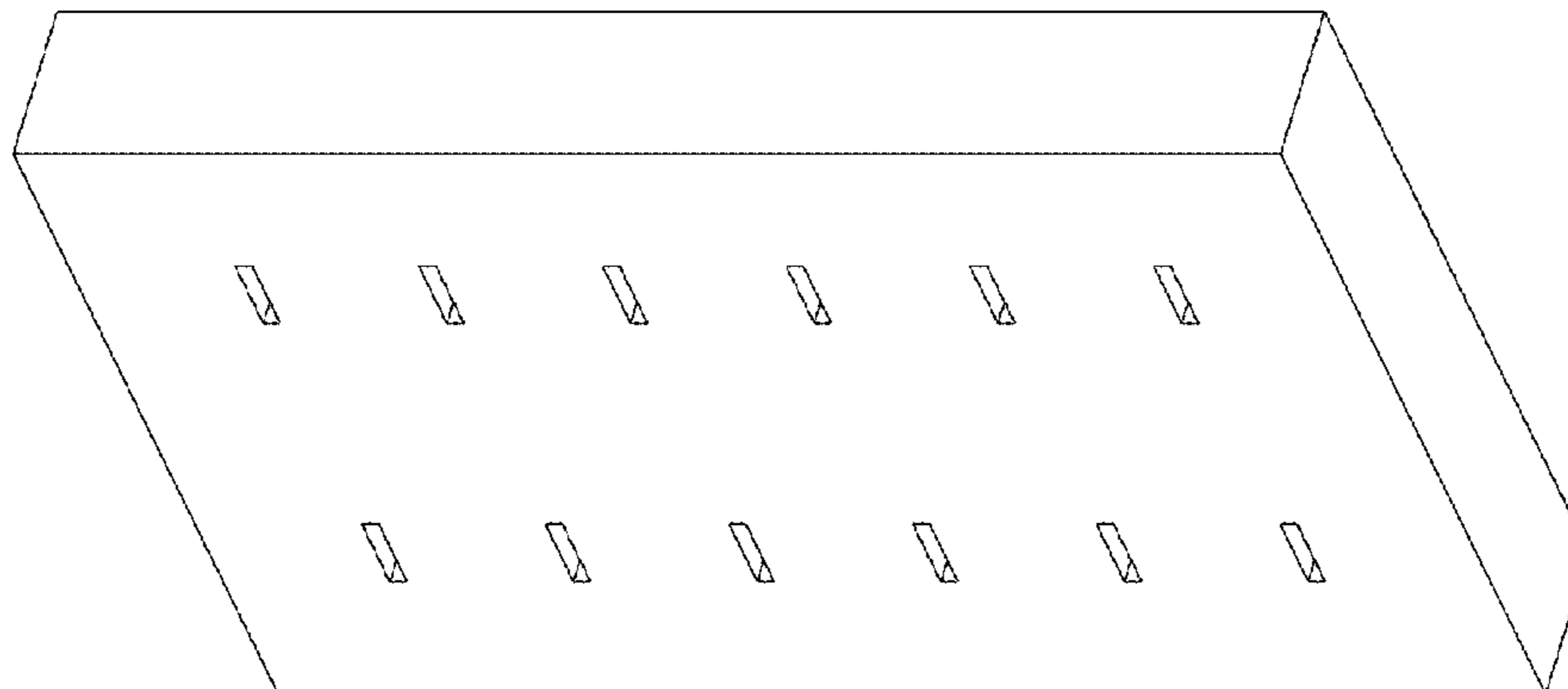
(57) **CLAIM**

The ornamental design for a mattress, as shown and described.

DESCRIPTION

FIG. 1 is a Front elevational view of a mattress showing my new design;
FIG. 2 is a Rear elevational view thereof;
FIG. 3 is a Right side view thereof;
FIG. 4 is a Left side view thereof;
FIG. 5 is a Top plan view thereof;
FIG. 6 is a Bottom plan view thereof; and,
FIG. 7 is a Perspective view thereof.

1 Claim, 7 Drawing Sheets



(56)

References Cited

U.S. PATENT DOCUMENTS

9,095,221	B1 *	8/2015	Tiffany	A47C 17/04
9,770,375	B2 *	9/2017	Lin	A61G 1/013
2004/0172762	A1 *	9/2004	Lenyo	A47G 9/10
					5/655

* cited by examiner

FIG 1

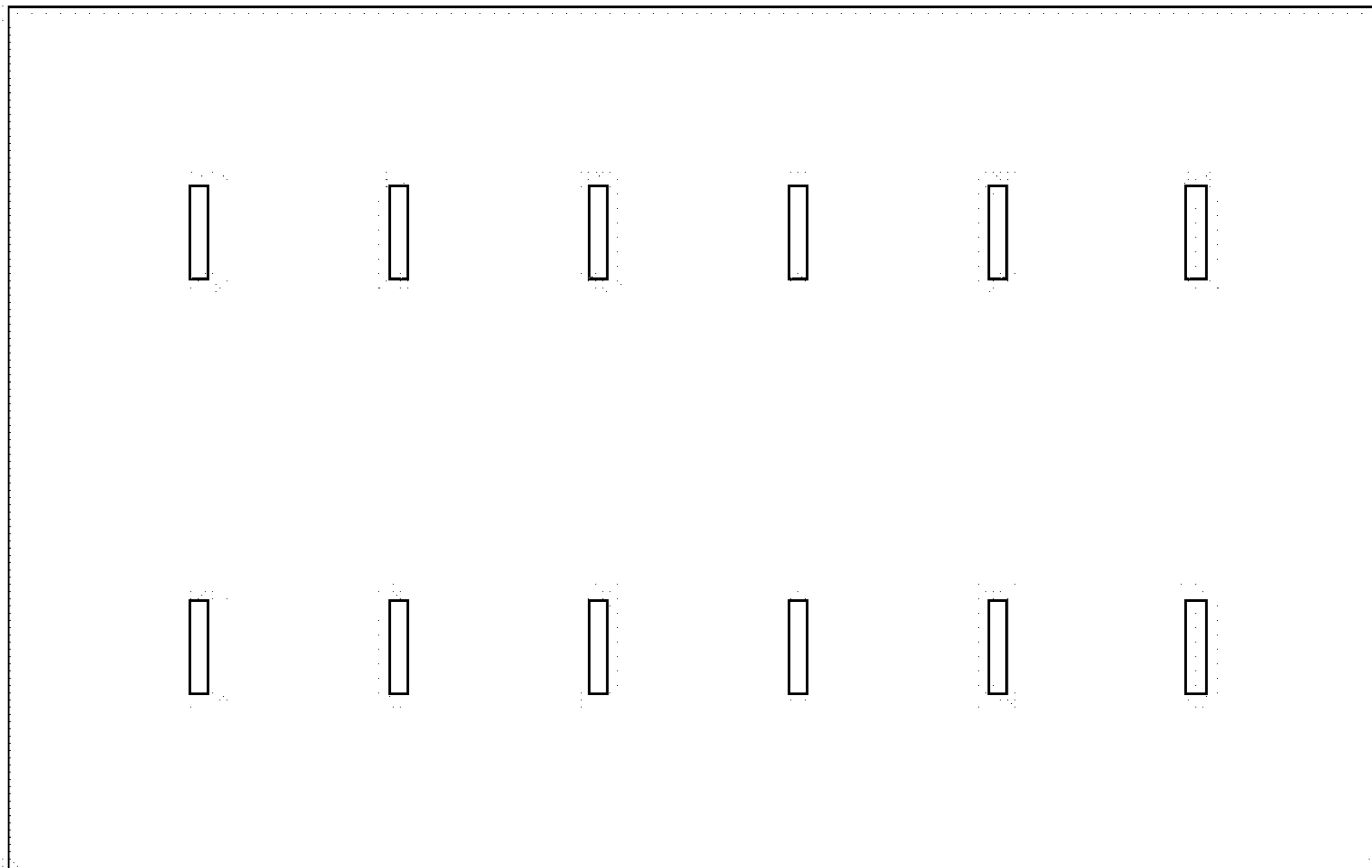


FIG 2

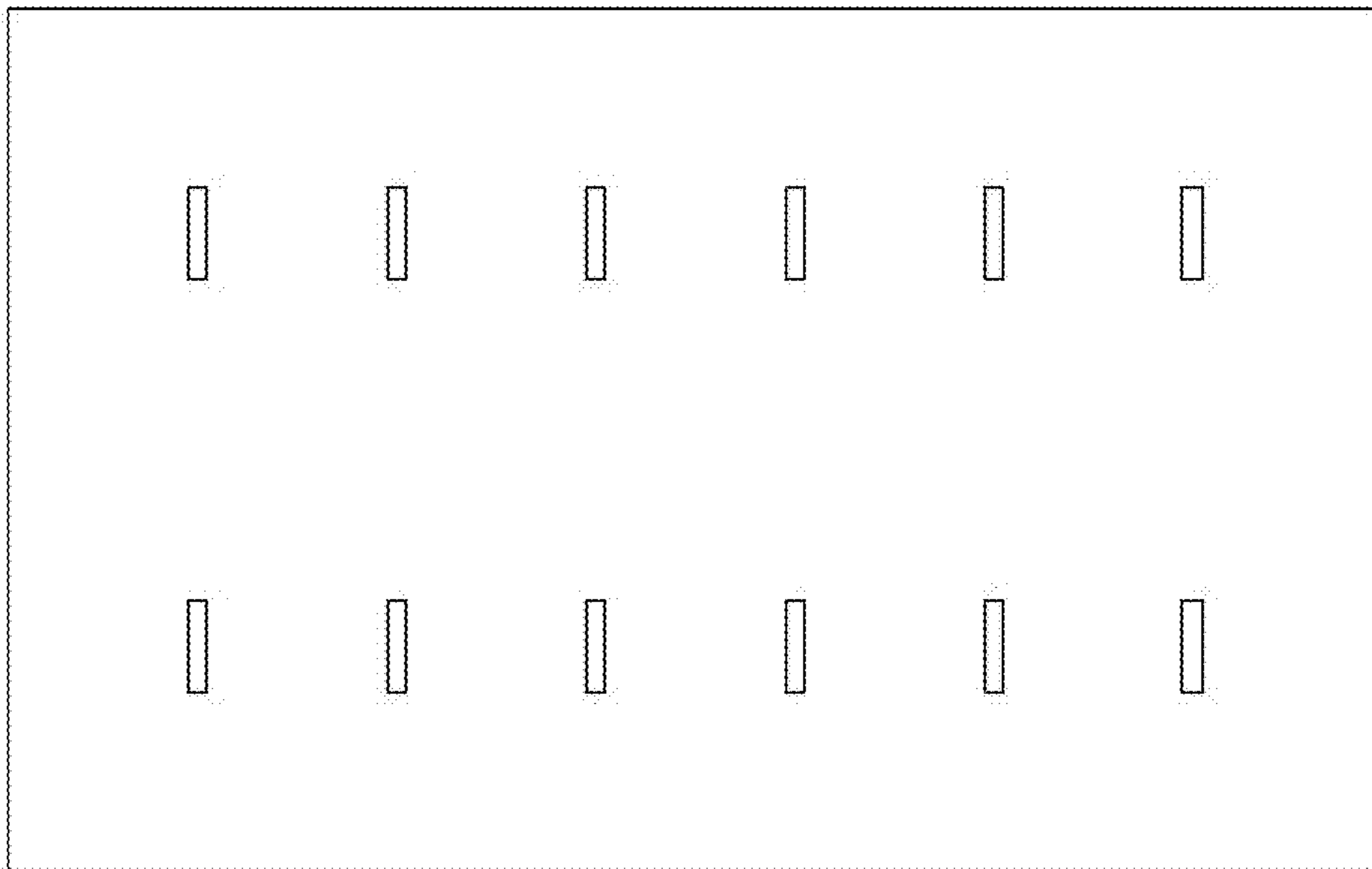


FIG 3



FIG 4




FIG 5




FIG 6




FIG 7

