

US00D836948S

(12) **United States Design Patent**  
**Cumby**

(10) **Patent No.:** **US D836,948 S**

(45) **Date of Patent:** **\*\* Jan. 1, 2019**

(54) **PILLOWCASE HAVING POCKETS FOR RECEIVING HANDS AND FEET**

(71) Applicant: **Jeanne Cumby**, Asheville, NC (US)

(72) Inventor: **Jeanne Cumby**, Asheville, NC (US)

(\*\*) Term: **15 Years**

(21) Appl. No.: **29/551,633**

(22) Filed: **Jan. 15, 2016**

6,643,870 B2	11/2003	Bertrand	
D533,315 S *	12/2006	Marks	D29/118
D542,007 S *	5/2007	Huang	D2/728
D596,439 S *	7/2009	Hall	D6/596
D674,230 S *	1/2013	Berghoff	D6/608
D693,971 S *	11/2013	Daugherty	D30/158
D714,078 S *	9/2014	Russo, Jr.	A47G 9/062
			D6/608
D727,662 S *	4/2015	Lazaroff	D6/599
D737,598 S *	9/2015	Garcia	D6/601
D741,619 S *	10/2015	Armstead	D6/595
D744,263 S *	12/2015	Quinones	D2/719
D752,361 S *	3/2016	Cumby	D6/601
D774,803 S *	12/2016	Domkam	D6/601
2009/0229054 A1	9/2009	Yates et al.	

**Related U.S. Application Data**

(62) Division of application No. 29/506,948, filed on Oct. 22, 2014.

(51) **LOC (11) Cl.** ..... **06-09**

(52) **U.S. Cl.**  
USPC ..... **D6/601**

(58) **Field of Classification Search**  
USPC ..... D6/595-601, 603, 609  
CPC ..... A47G 9/00; A47G 9/024; A47G 9/0253;  
A47G 9/04; A47G 9/08

See application file for complete search history.

(56) **References Cited**

**U.S. PATENT DOCUMENTS**

D118,716 S *	1/1940	Zito	4/245.1
3,299,451 A	1/1967	Trogdon	
D242,490 S *	11/1976	Belkin	D6/602
D292,461 S *	10/1987	Shuckman	15/222
D382,756 S *	8/1997	Ryan	D6/596
5,956,768 A	9/1999	Pearson	
D421,178 S *	2/2000	Dandini	D3/233
D431,745 S	10/2000	Jackson	

\* cited by examiner

*Primary Examiner* — Mary Ann Calabrese

*Assistant Examiner* — Jennifer L Rempfer

(74) *Attorney, Agent, or Firm* — The Van Winkle Law Firm; William G. Heedy; David M. Carter

(57) **CLAIM**

The ornamental design for a pillowcase having pockets for receiving hands and feet, as shown and described.

**DESCRIPTION**

FIG. 1 is a top and bottom left end perspective view of a pillowcase having pockets for receiving hands and feet.

FIG. 2 is a top plan view thereof.

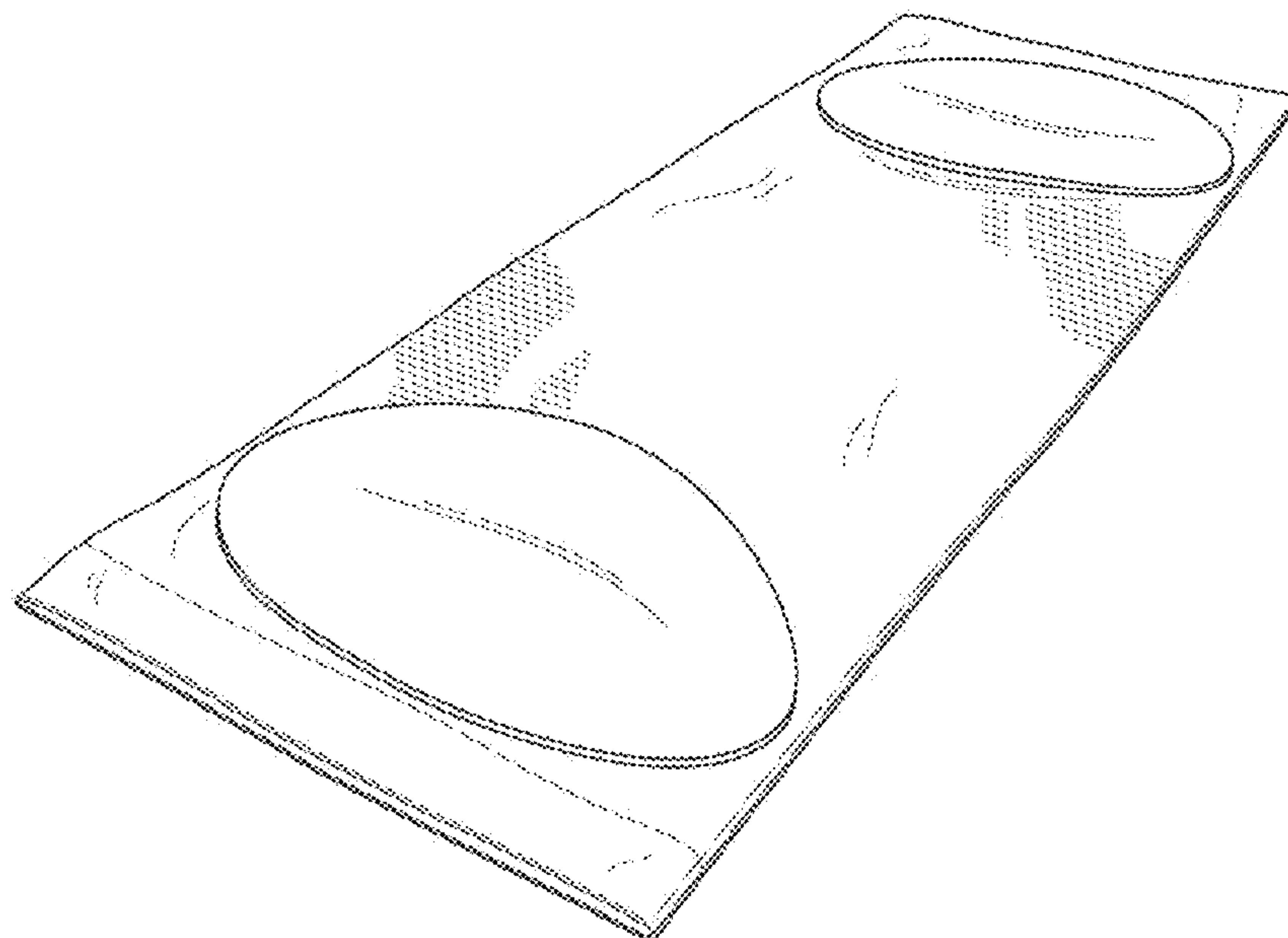
FIG. 3 is a bottom plan view thereof.

FIG. 4 is a top and bottom right end perspective view thereof.

FIG. 5 is a left end view thereof; and,

FIG. 6 is a right end view thereof.

**1 Claim, 5 Drawing Sheets**



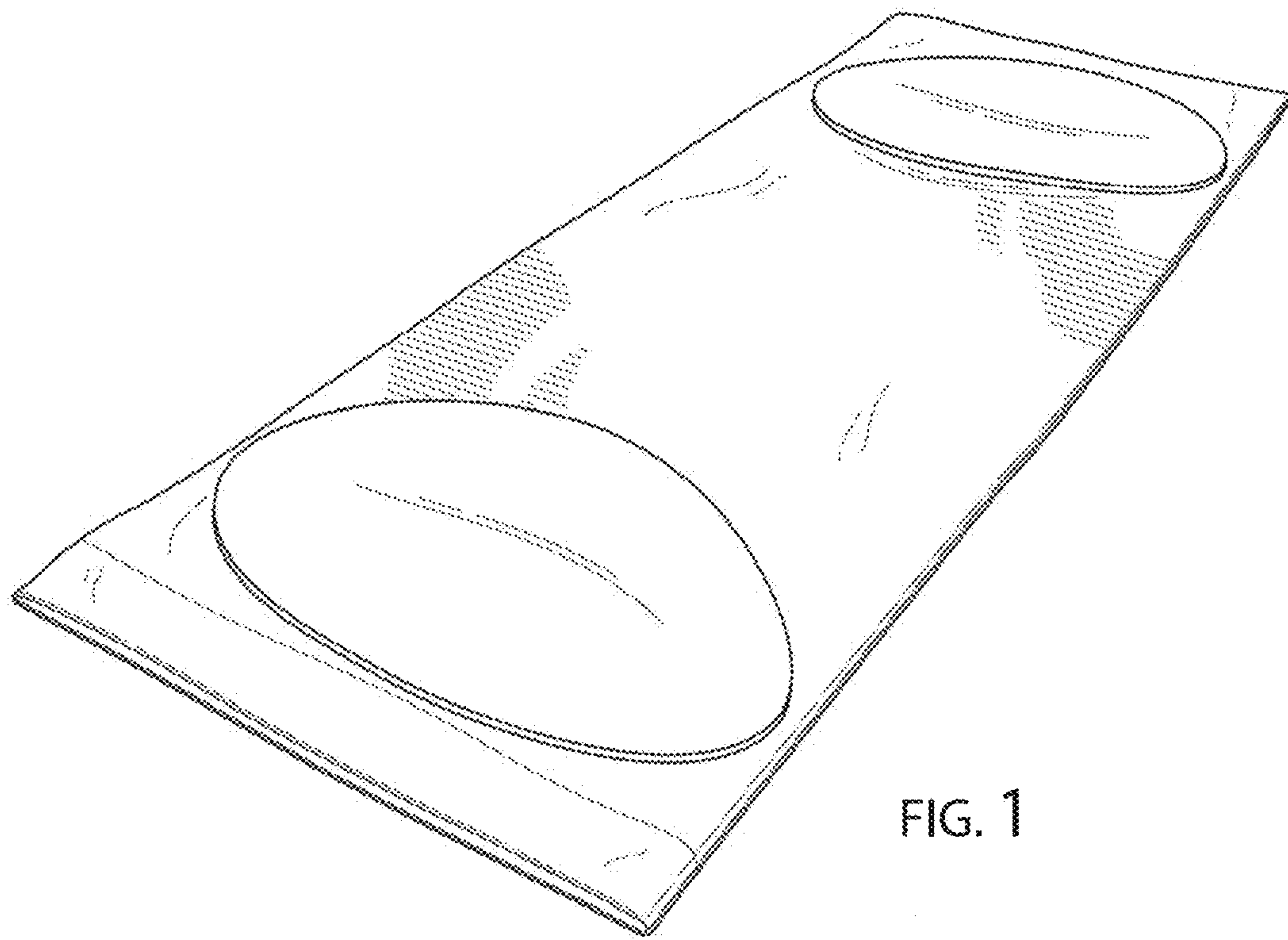


FIG. 1




FIG. 2




FIG. 3



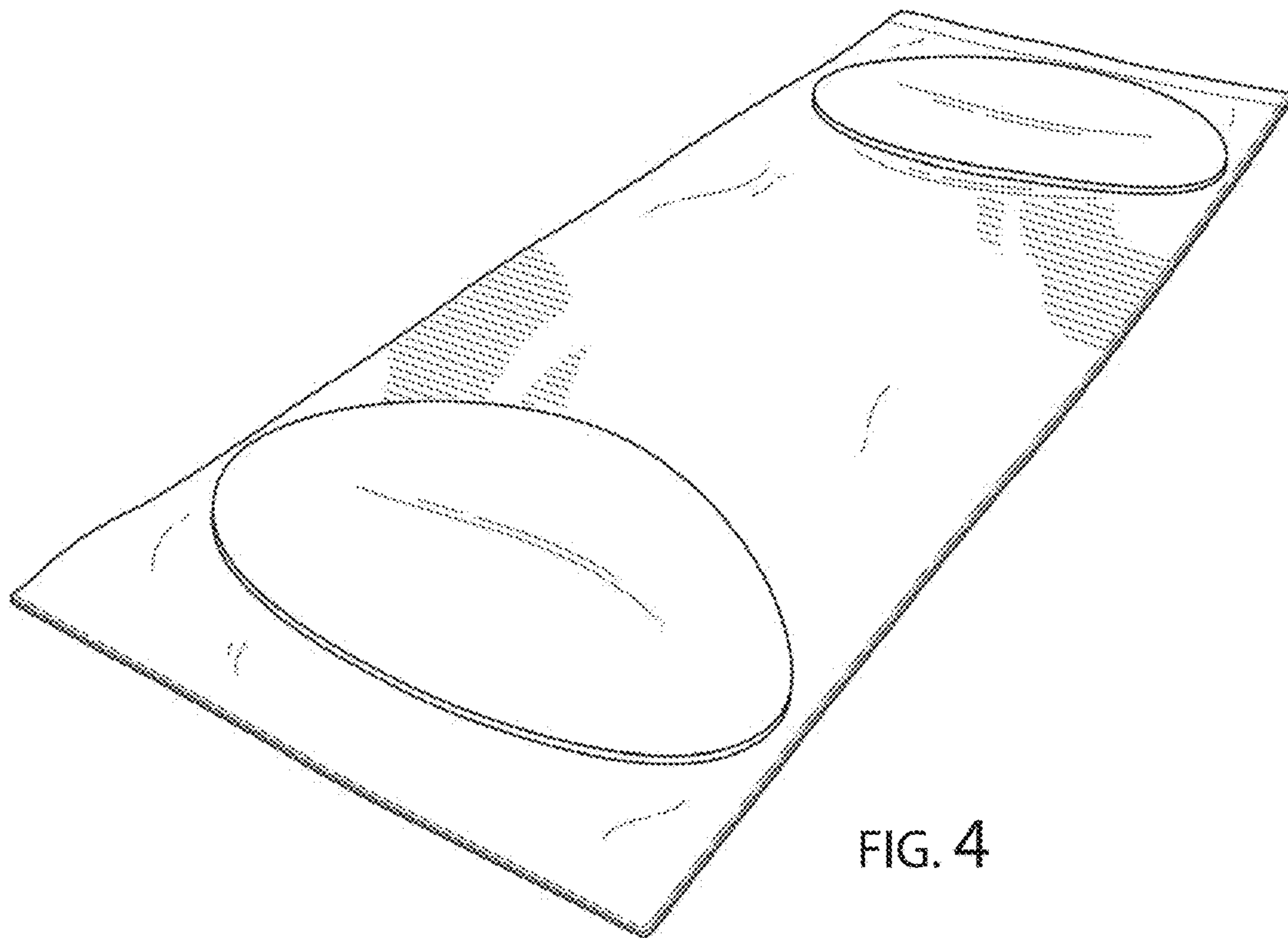


FIG. 4




FIG. 5




FIG. 6