



US00D836941S

(12) **United States Design Patent** (10) **Patent No.:** **US D836,941 S**
Hagleitner (45) **Date of Patent:** **** Jan. 1, 2019**

(54) **END PIECE FOR A PAPER ROLL HOLDER**

(71) Applicant: **Hans Georg Hagleitner**, Zell am See (AT)

(72) Inventor: **Hans Georg Hagleitner**, Zell am See (AT)

(**) Term: **15 Years**

(21) Appl. No.: **29/603,169**

(22) Filed: **May 8, 2017**

Related U.S. Application Data

(63) Continuation-in-part of application No. 35/500,276, filed on Aug. 27, 2015 (U.S. filing date under 35 U.S.C. 384), and having an international filing date of Aug. 27, 2015, now Pat. No. Des. 792,122.

(30) **Foreign Application Priority Data**

Mar. 31, 2015 (EM) 002672907

(51) **LOC (11) Cl.** **23-02**

(52) **U.S. Cl.**
USPC **D6/523**

(58) **Field of Classification Search**
USPC D6/523, 518-522; 211/13.1, 16, 85.5, 211/86.01, 87.01, 88.04, 100, 105.1, 211/105.2, 106, 113, 12, 3, 181.1, 211/182-183; 242/570, 590, 596-599, 242/599.1-599.4; 225/39, 46, 47, 77; 248/49, 175, 176.1, 200, 201, 205.1, 251, 248/302, 309.1, 315, 309.2; 384/295, 384/418-439; D8/300, 315, 370, 310; D7/393, 394, 396, 543, 545, 547, 548; D10/102, 122-132; D23/238, 249-250, D23/252, 254, 421
CPC A47K 10/38; A47K 10/22; A47K 10/24; A47K 17/003

See application file for complete search history.

(56) **References Cited**

U.S. PATENT DOCUMENTS

1,990,806 A	2/1935	Watson et al.
D171,604 S	3/1954	Larson
3,373,529 A	3/1968	Ingham
3,602,450 A	8/1971	Jespersen
4,340,195 A	7/1982	Deluca
D296,963 S *	8/1988	Smallwood D6/523
5,249,755 A	10/1993	Jespersen
5,495,997 A	3/1996	Moody
5,577,686 A	11/1996	Moody
5,630,563 A	5/1997	Meisner et al.
5,669,576 A	9/1997	Moody

(Continued)

FOREIGN PATENT DOCUMENTS

AU	318749	4/2008
AU	332914	9/2010

(Continued)

Primary Examiner — Wan Laymon

Assistant Examiner — Mark Booker

(74) *Attorney, Agent, or Firm* — Laurence A. Greenberg; Werner H. Stemer; Ralph E. Locher

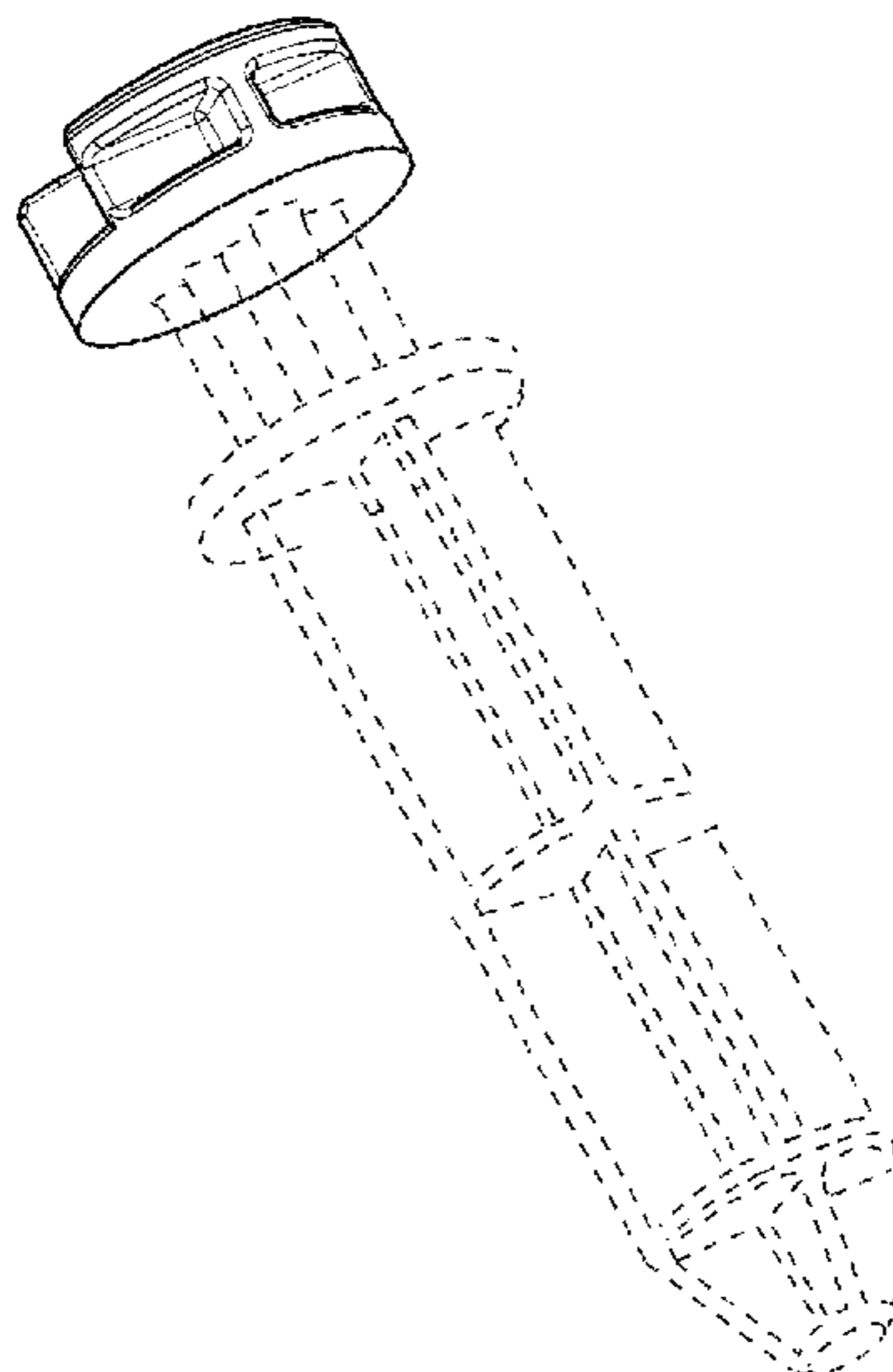
(57) **CLAIM**

The ornamental design for an end piece for a paper roll holder, as shown and described.

DESCRIPTION

FIG. 1 is a perspective view of the end piece for a paper roll holder, showing my new design;
FIG. 2 is a front elevation view thereof;
FIG. 3 is a rear elevation view thereof;
FIG. 4 is a left side elevation view thereof;
FIG. 5 is a right side elevation view thereof;
FIG. 6 is a top elevation view thereof; and,
FIG. 7 is a bottom elevation view thereof.

1 Claim, 1 Drawing Sheet



(56)

References Cited

U.S. PATENT DOCUMENTS

5,676,331 A 10/1997 Weber
 5,988,561 A 11/1999 Mele
 6,082,664 A 7/2000 Phelps et al.
 6,367,734 B1 * 4/2002 Cartwright A47K 10/40
 242/598.1
 6,581,295 B1 6/2003 Black
 6,688,551 B1 * 2/2004 He A47K 10/40
 239/52
 6,814,684 B2 11/2004 Schulz et al.
 D611,967 S 3/2010 Hjort et al.
 7,828,240 B2 11/2010 Hagleitner
 D630,874 S 1/2011 Möller et al.
 D635,806 S 4/2011 Bodum
 D703,461 S 4/2014 Myron
 8,783,600 B1 7/2014 Myron
 D719,374 S 12/2014 Myron
 D731,202 S 6/2015 Newson
 D733,603 S * 7/2015 Graf D10/128
 D739,158 S 9/2015 Pan et al.

D792,122 S * 7/2017 Hagleitner D6/523
 2002/0134881 A1 * 9/2002 Hoernig A47K 10/40
 242/599.1
 2002/0185511 A1 12/2002 Huang
 2003/0071052 A1 4/2003 Castleberry
 2008/0229791 A1 9/2008 Granger et al.
 2012/0097789 A1 4/2012 Benedetti
 2012/0111988 A1 5/2012 Dean
 2014/0353418 A1 12/2014 Hagleitner
 2014/0361117 A1 12/2014 Hagleitner

FOREIGN PATENT DOCUMENTS

AU 347245 2/2013
 AU 347990 4/2013
 AU 354464 3/2014
 CL 200901332 6/2010
 CL 201103370 6/2012
 CL 2014P02214 1/2015
 CL 201402215 1/2015

* cited by examiner

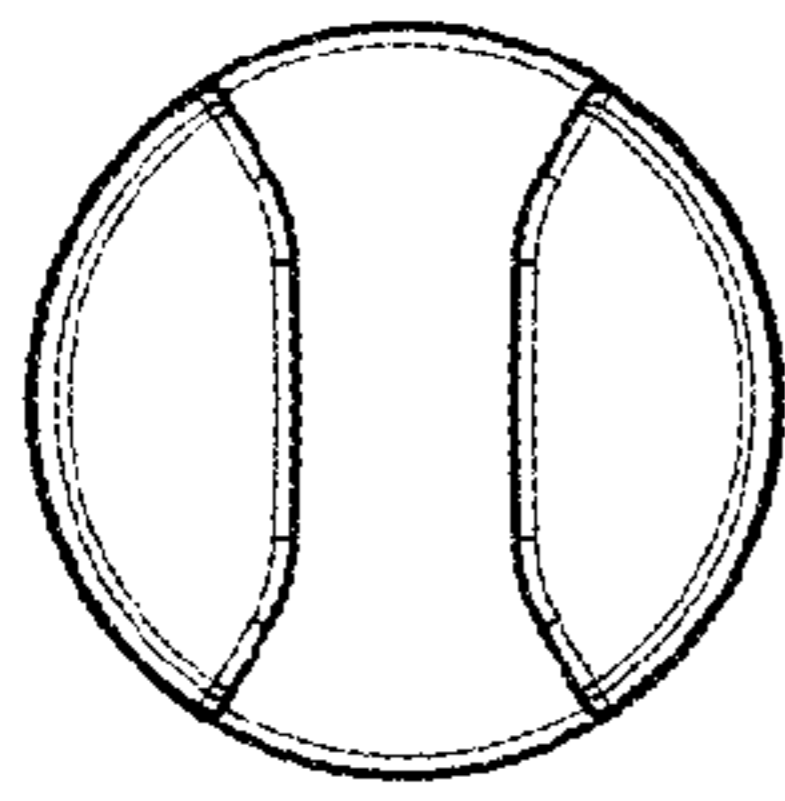


FIG. 6

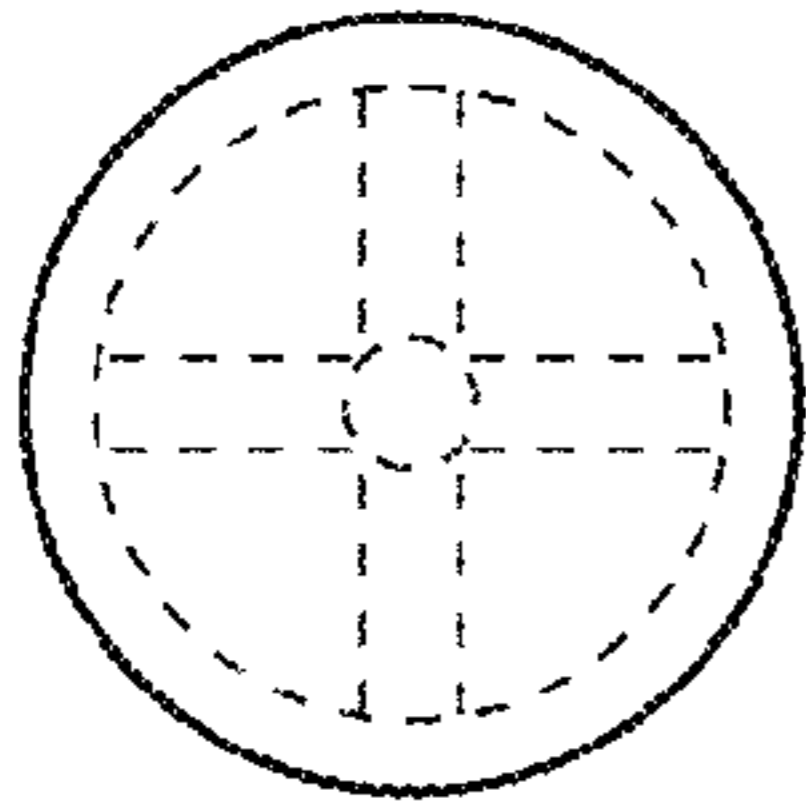


FIG. 7

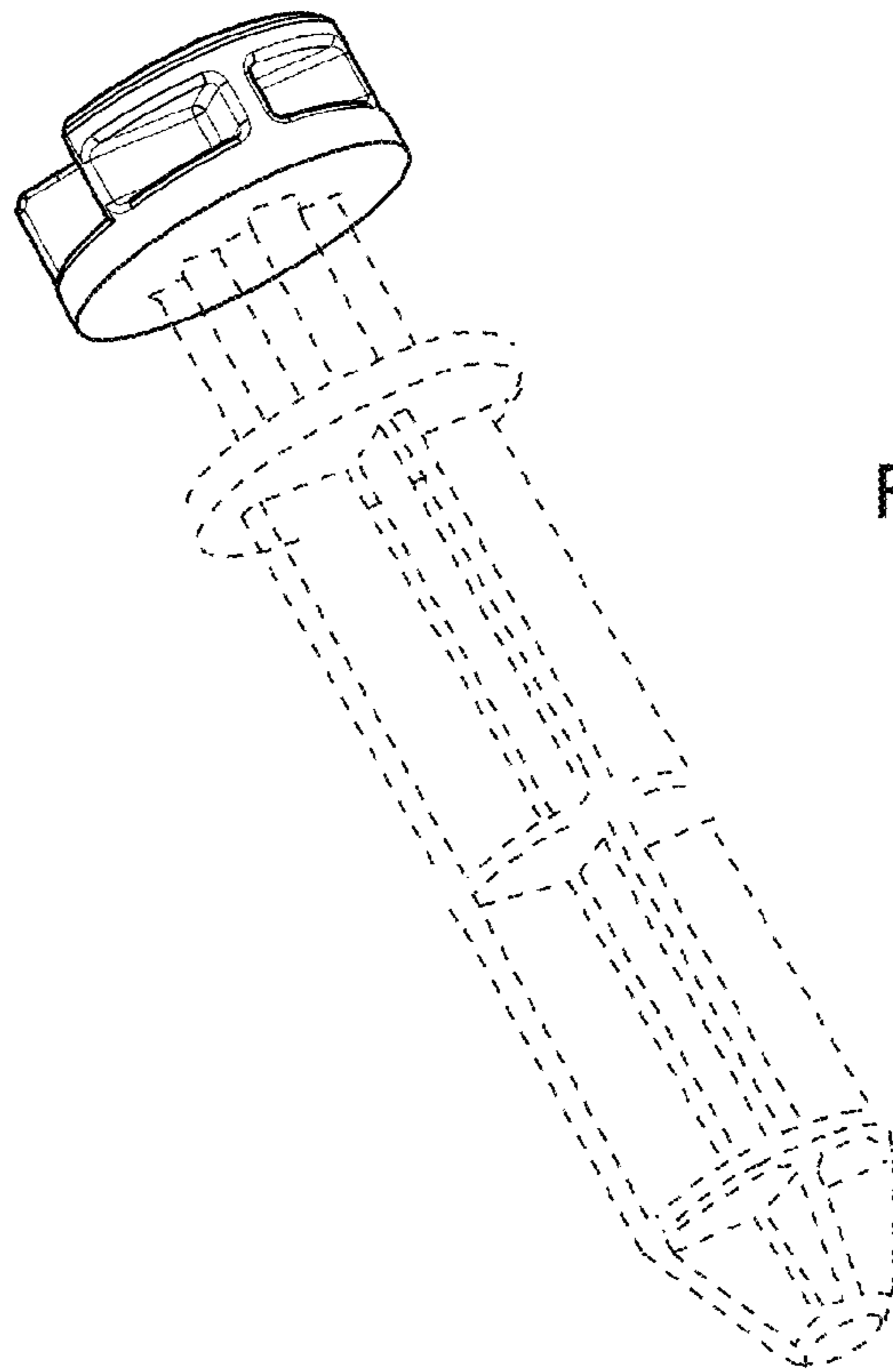


FIG. 1

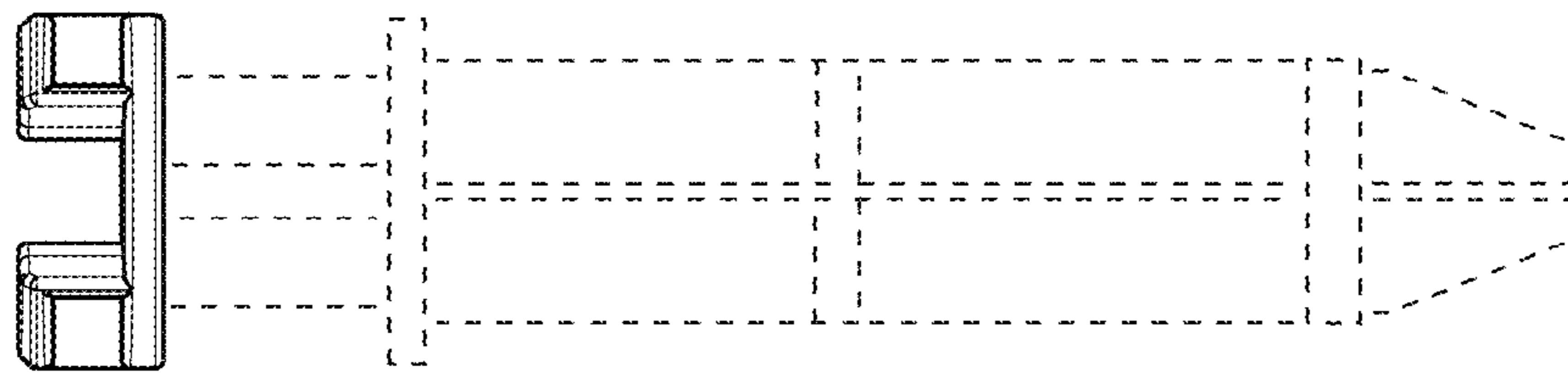


FIG. 2

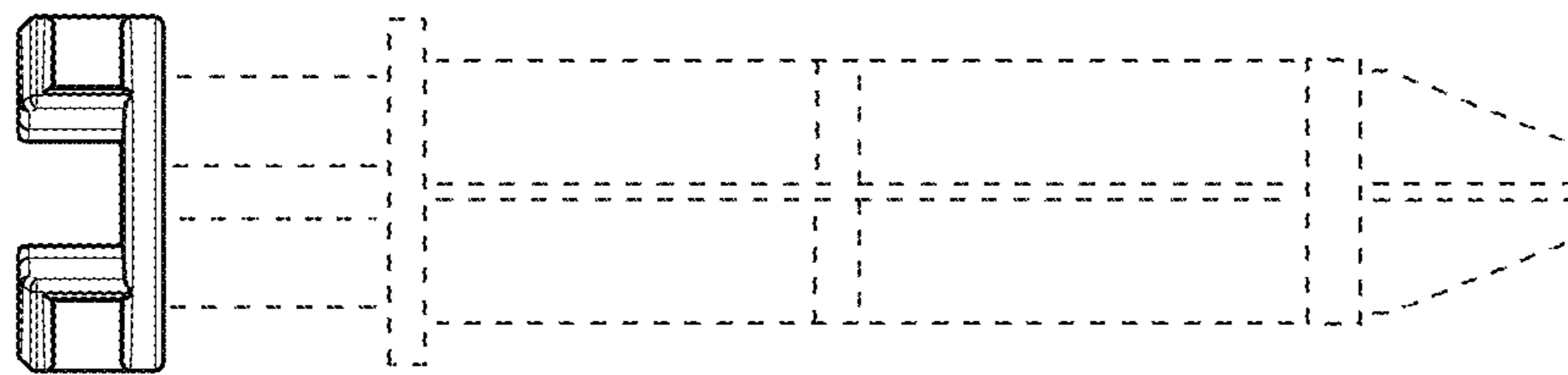


FIG. 3

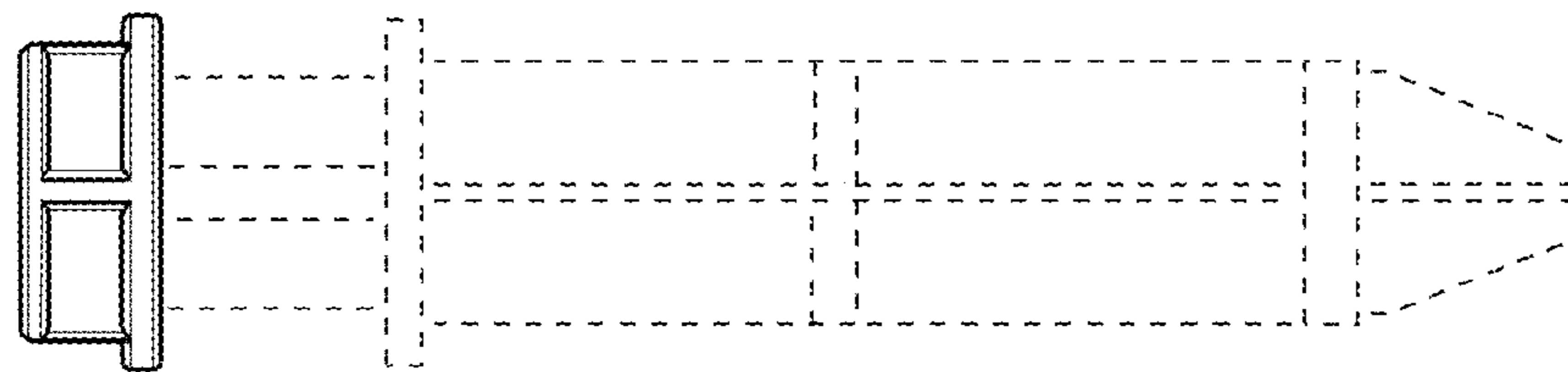


FIG. 4

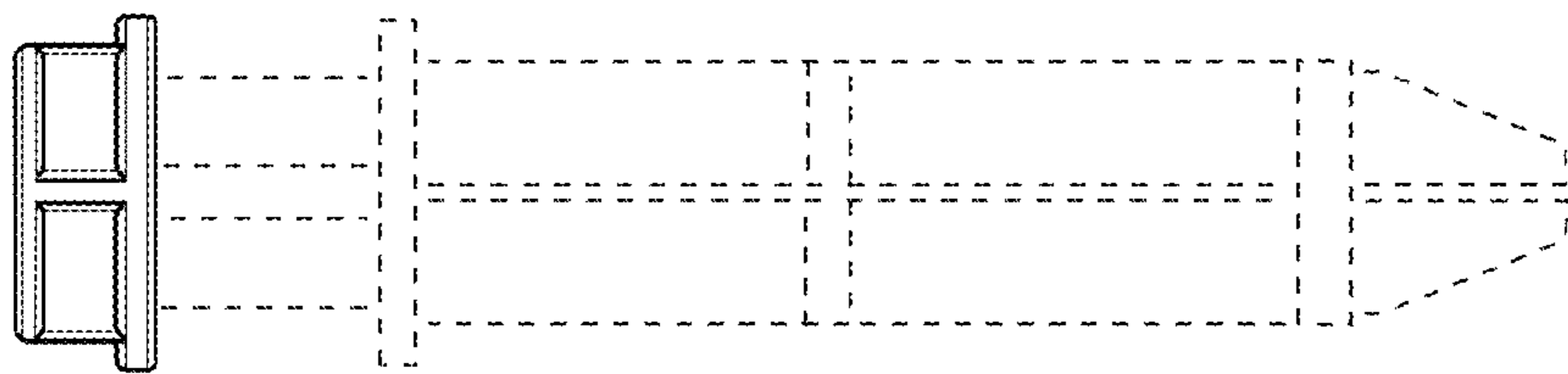


FIG. 5