



US00D836923S

(12) **United States Design Patent**
Zeng

(10) **Patent No.:** **US D836,923 S**

(45) **Date of Patent:** **** Jan. 1, 2019**

(54) **HANGER**

(71) Applicant: **SHENZHEN YIKE TECHNOLOGY CO., LIMITED**, Shenzhen, Guangdong (CN)

(72) Inventor: **Fanshang Zeng**, Guangdong (CN)

(73) Assignee: **SHENZHEN YIKE TECHNOLOGY CO., LIMITED**, Shenzhen (CN)

(**) Term: **15 Years**

(21) Appl. No.: **29/625,212**

(22) Filed: **Nov. 8, 2017**

(51) **LOC (11) Cl.** **06-08**

(52) **U.S. Cl.**
USPC **D6/315**

(58) **Field of Classification Search**
USPC D6/315-328, 512-514
CPC A47G 25/28; A47G 25/38; A47G 25/14;
A47G 25/442; A47G 25/483; A47G
25/485; A47G 25/4023; Y10S 223/04;
A47F 5/0006

See application file for complete search history.

(56) **References Cited**

U.S. PATENT DOCUMENTS

D207,076 S *	2/1967	Bertram	D6/315
D242,414 S *	11/1976	Salladay	D6/315
4,253,577 A *	3/1981	Macfarlane	A47G 25/18 211/118
D353,943 S *	1/1995	Varin	D6/317
5,934,524 A *	8/1999	Gray	A47G 25/743 223/85
D717,551 S *	11/2014	Berger	D6/328
D805,792 S *	12/2017	So	D6/317

* cited by examiner

Primary Examiner — Lauren R Calve

(57) **CLAIM**

The ornamental design for a hanger, as shown and described.

DESCRIPTION

FIG. 1 is a front elevational view of a hanger showing my new design;


FIG. 2 is a rear elevational view thereof;

FIG. 3 is a first perspective view thereof;

FIG. 4 is a second perspective view thereof; and,

FIG. 5 is a third perspective view thereof.

1 Claim, 5 Drawing Sheets



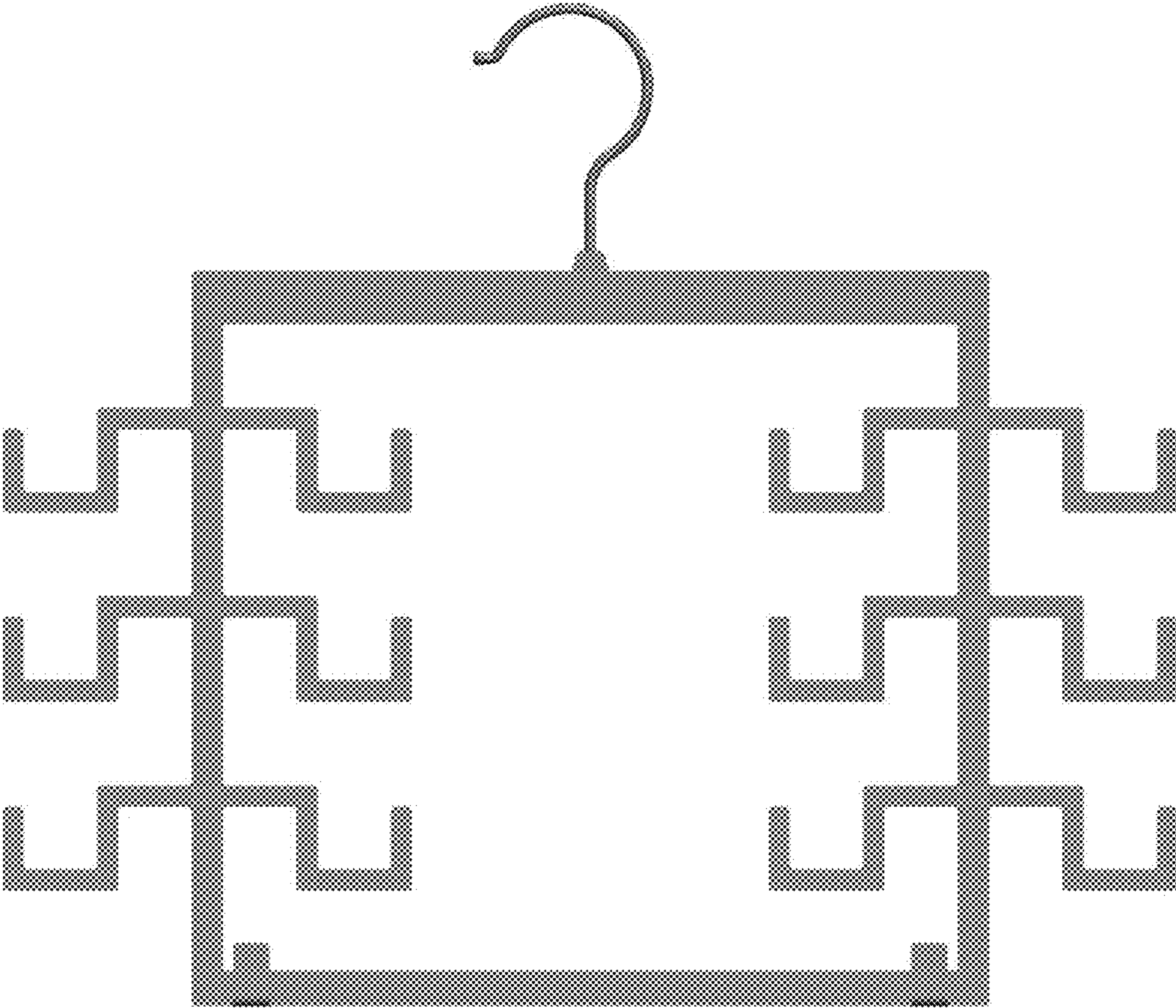


Fig. 1

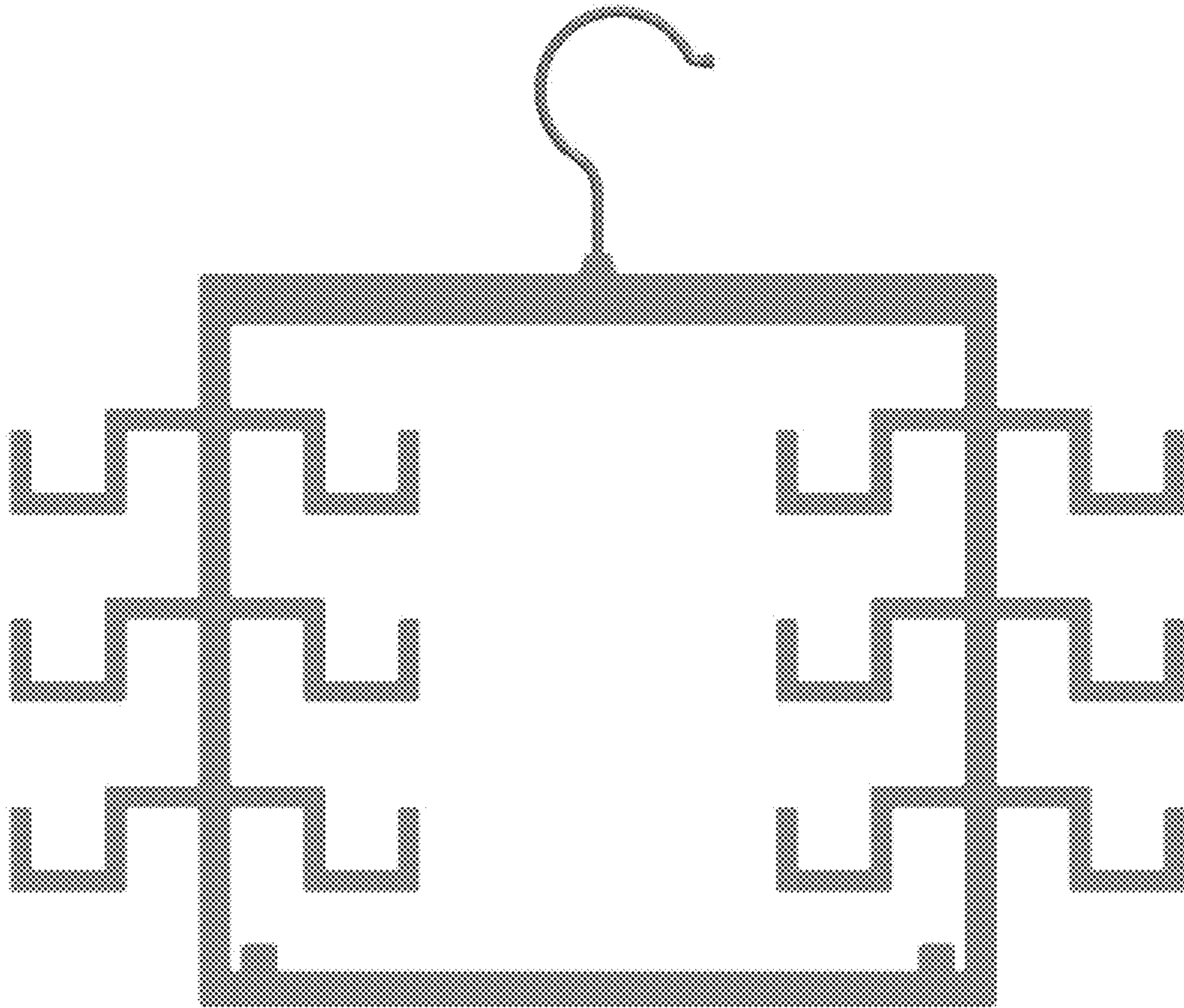


Fig. 2




Fig. 3

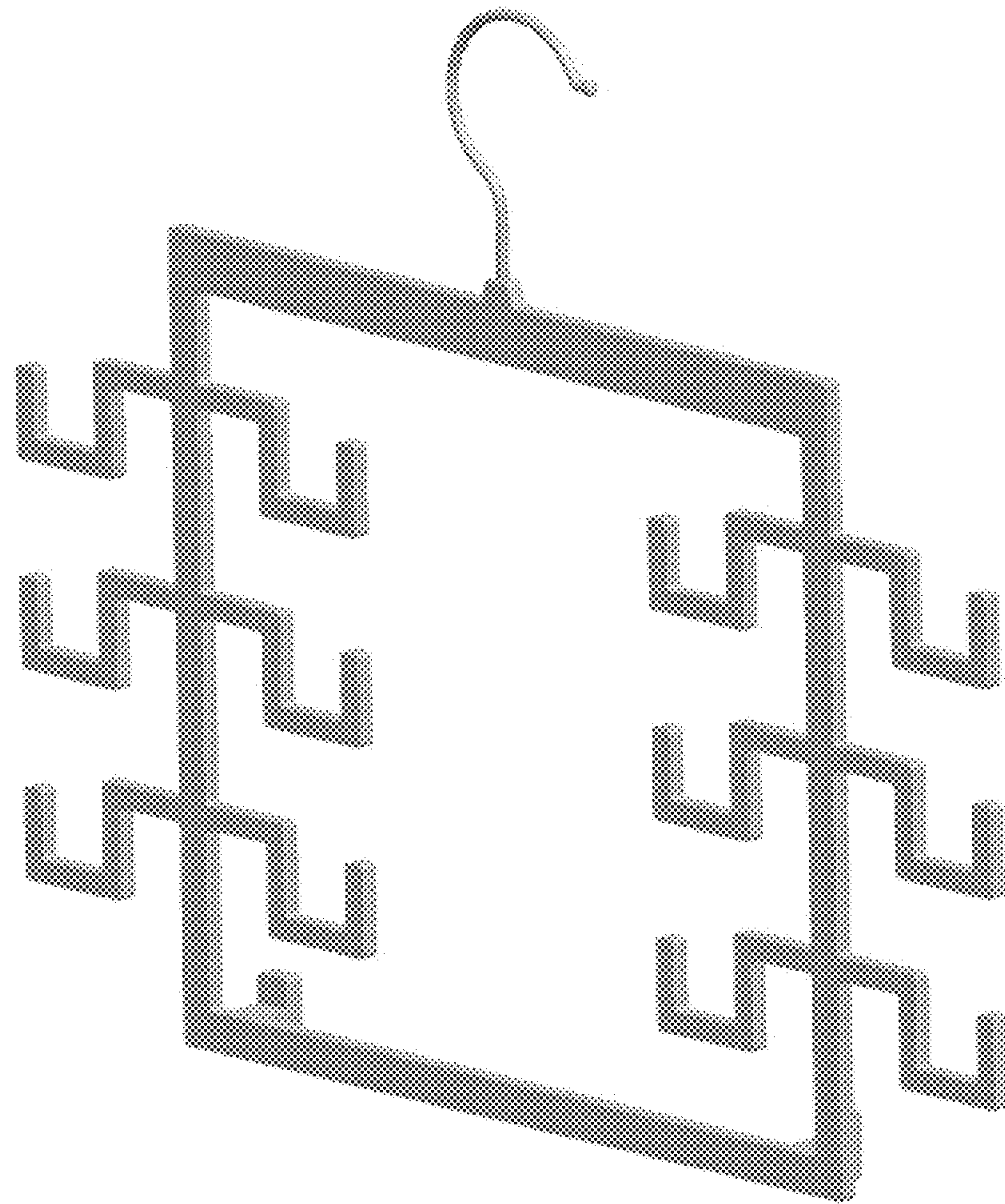


Fig. 4

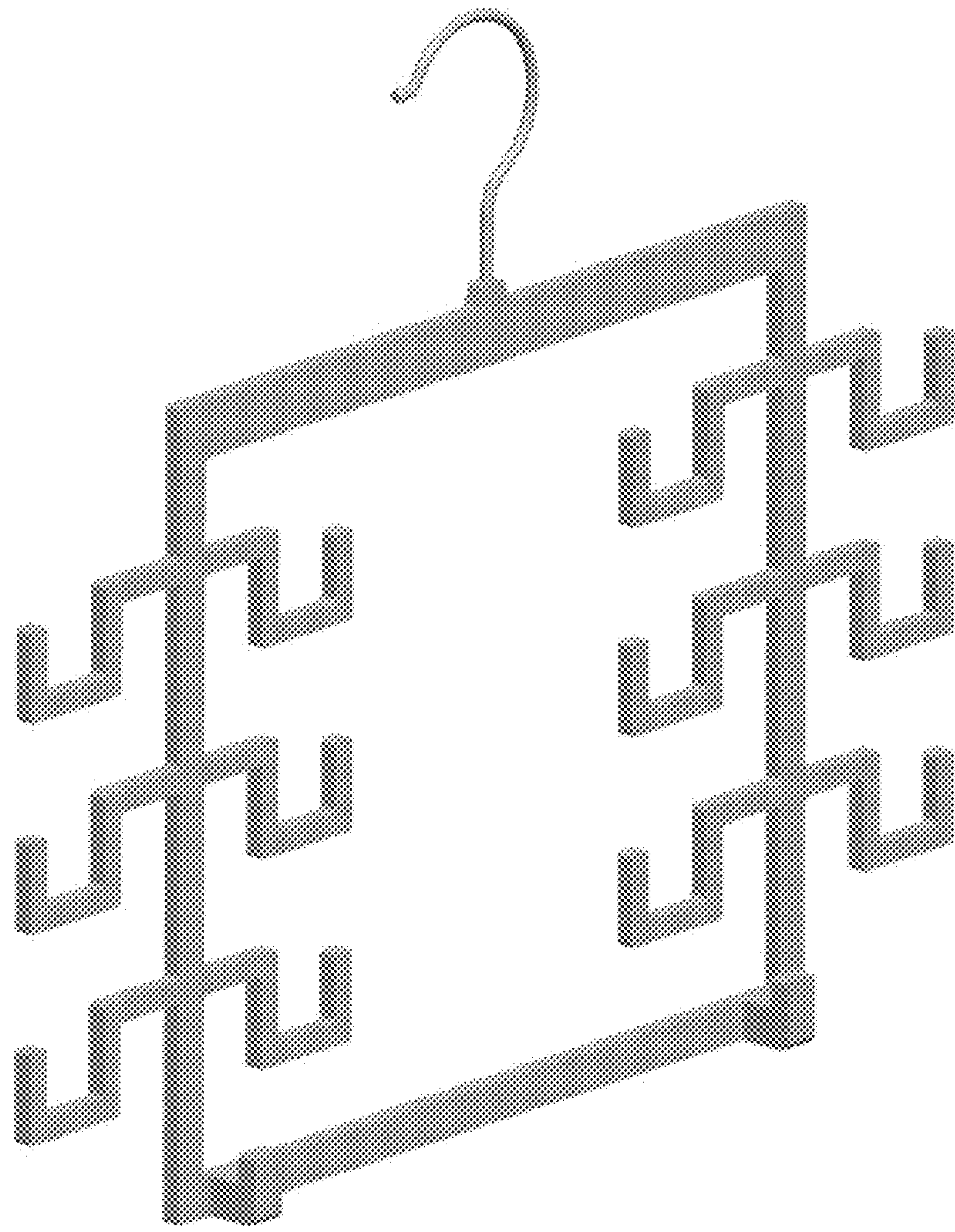


Fig. 5