



US00D836917S

(12) **United States Design Patent**
Afrouzi et al.

(10) **Patent No.:** **US D836,917 S**
(45) **Date of Patent:** **** Jan. 1, 2019**

- (54) **SIDE BRUSH**
- (71) Applicants: **Ali Ebrahimi Afrouzi**, San Jose, CA (US); **Shahin Fathi Djalali**, San Francisco, CA (US)
- (72) Inventors: **Ali Ebrahimi Afrouzi**, San Jose, CA (US); **Shahin Fathi Djalali**, San Francisco, CA (US)
- (73) Assignee: **AI Incorporated**, Toronto (CA)
- (**) Term: **15 Years**
- (21) Appl. No.: **29/629,119**
- (22) Filed: **Dec. 11, 2017**
- (51) **LOC (11) Cl.** **04-02**
- (52) **U.S. Cl.**
USPC **D4/102**
- (58) **Field of Classification Search**
USPC D4/100, 102, 109, 110, 118, 137, 138;
D23/377; D32/25, 26, 31, 32; 15/32,
15/41.1, 49.1, 50.3, 52.1, 53.2, 54, 55,
15/98, 78, 79.2, 87, 88.3, 179, 180, 184
CPC A46B 5/00; A46B 13/02; A46B 13/028;
A46B 13/001; A46B 13/003; A46B
13/008; A46B 2200/30; A46B 2200/3026;
A46B 2200/3066; A46B 2200/405; A46B
9/00; A46B 9/12; A46B 9/028; A46B
7/08; A46B 7/10; A47L 11/00; A47L
11/02; A47L 11/04; A47L 11/32; A47L
2210/00
See application file for complete search history.

(56) **References Cited**

U.S. PATENT DOCUMENTS

- 658,416 A * 9/1900 Yale A46B 13/001
15/179
- 3,090,061 A * 5/1963 Charvat A46B 13/003
15/207.2

- 3,237,232 A * 3/1966 Holley A46B 3/22
15/159.1
- 3,978,539 A * 9/1976 Yonkers A47L 11/33
15/42
- 4,107,809 A * 8/1978 Schuelein A47L 11/33
15/42
- 4,534,080 A * 8/1985 Young A46B 7/04
15/104.066
- 5,045,091 A * 9/1991 Abrahamson A46B 7/04
15/183
- D369,447 S * 4/1996 Mann D32/19
- 5,842,250 A * 12/1998 Zhadanov A46B 7/08
15/230.14
- 5,903,951 A * 5/1999 Ionta A46B 3/005
15/180
- 5,951,113 A * 9/1999 Lewis, Jr. A46D 3/045
15/159.1
- 6,001,448 A * 12/1999 Zigerlig A46B 13/001
428/67
- 7,310,851 B2 * 12/2007 Zhadanov A47L 11/164
15/1.7
- 7,441,298 B2 * 10/2008 Svendsen A47L 5/30
15/49.1
- D704,398 S * 5/2014 Tinius D32/16

(Continued)

Primary Examiner — Wan Laymon
Assistant Examiner — Clint A Samuel

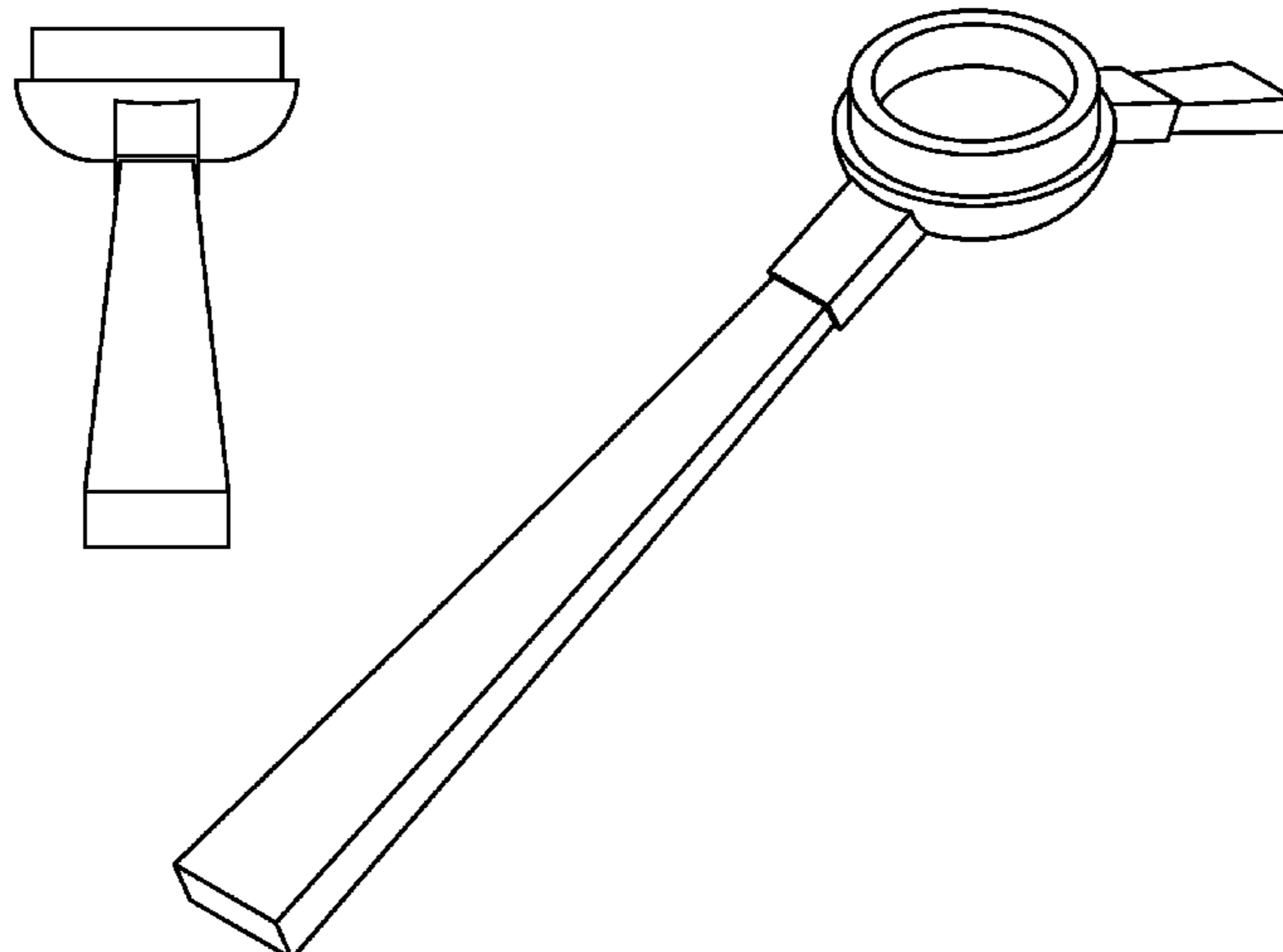
(57) **CLAIM**

The ornamental design for a side brush, as shown and described.

DESCRIPTION

FIG. 1 is a front elevation view of a side brush showing our new design;
FIG. 2 is a rear view thereof;
FIG. 3 is a side view thereof;
FIG. 4 is a top view thereof;
FIG. 5 is a bottom view thereof;
FIG. 6 is an overhead perspective view thereof; and,
FIG. 7 is a bottom perspective view thereof.

1 Claim, 7 Drawing Sheets



(56)

References Cited

U.S. PATENT DOCUMENTS

D716,437 S *	10/2014	Salisbury	D23/377	2014/0223678 A1 *	8/2014	Chiu	A47L 11/4066
9,211,045 B2 *	12/2015	Li	A47L 11/4058				15/98
2004/0200024 A1 *	10/2004	Yamin	B60S 3/066	2014/0352086 A1 *	12/2014	Scholten	A47L 11/4013
			15/230.16				15/21.1
2005/0039278 A1 *	2/2005	Riach	B60B 35/003	2015/0342431 A1 *	12/2015	Zydek	A47L 11/4038
			15/87				15/366
2009/0260171 A1 *	10/2009	Sajakorpi	A46B 3/08	2016/0075024 A1 *	3/2016	Ozick	A47L 5/30
			15/180				700/253
2013/0302751 A1 *	11/2013	Maxa	A46B 13/008	2016/0143496 A1 *	5/2016	Penner	A47L 9/04
			433/166				15/383
2013/0318733 A1 *	12/2013	Weil	A46B 13/003	2016/0166052 A1 *	6/2016	Kasper	A46B 13/001
			15/168				15/179
2014/0067116 A1 *	3/2014	Moon	A47L 9/2873	2016/0193987 A1 *	7/2016	Favagrossa	A46B 7/10
			700/245				15/53.2
2014/0101874 A1 *	4/2014	Du Maire	E01H 1/053	2016/0206165 A1 *	7/2016	Kim	A47L 9/0444
			15/87	2016/0316982 A1 *	11/2016	Kim	A47L 9/2857
2014/0130290 A1 *	5/2014	Jang	A47L 9/108	2017/0215666 A1 *	8/2017	Won	A47L 5/30
				2017/0325648 A1 *	11/2017	Huang	A47L 11/4038
				2017/0354303 A1 *	12/2017	Kastensson	A46B 13/008

* cited by examiner

FIG. 1

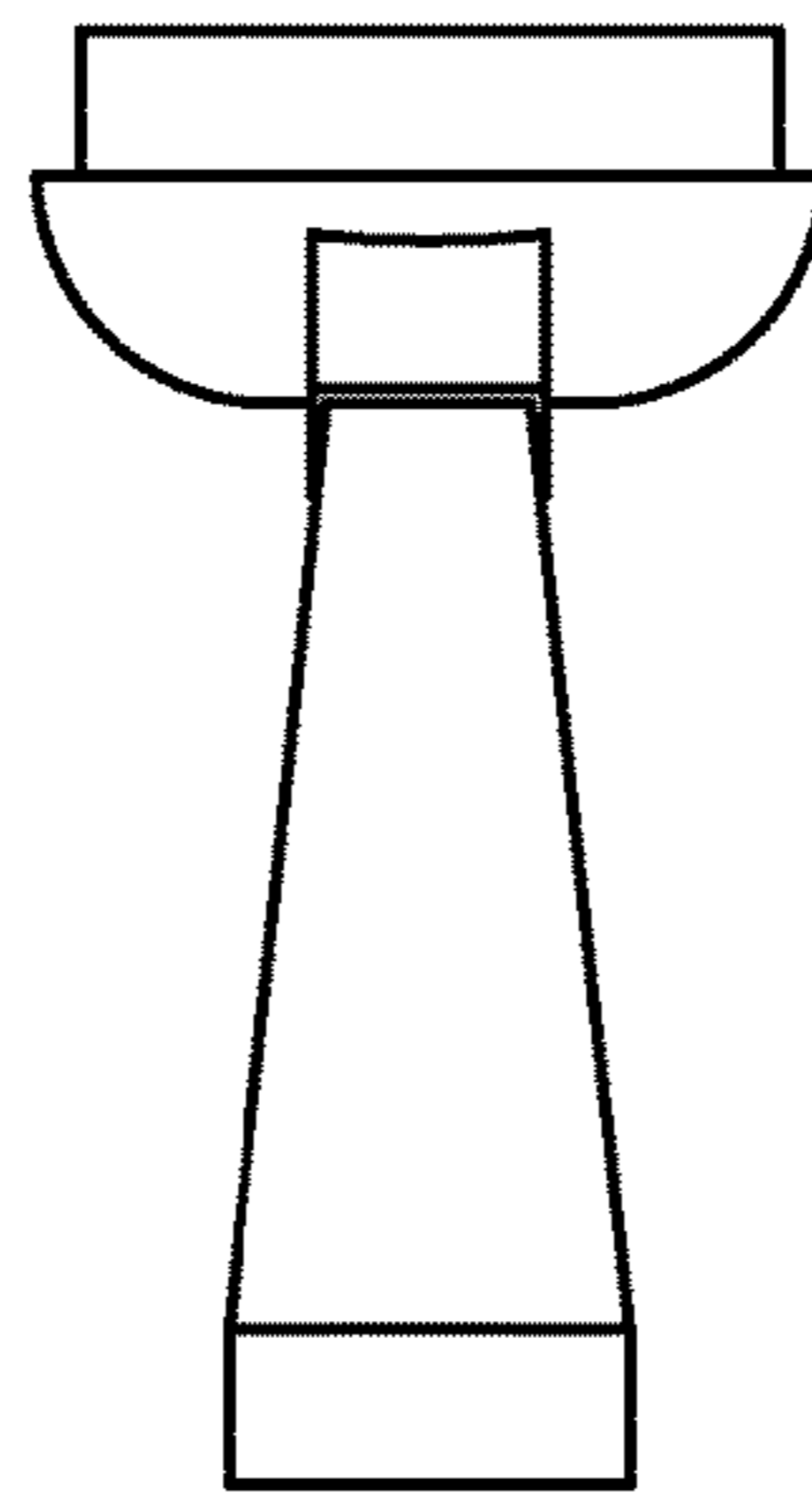


FIG. 2




FIG. 3

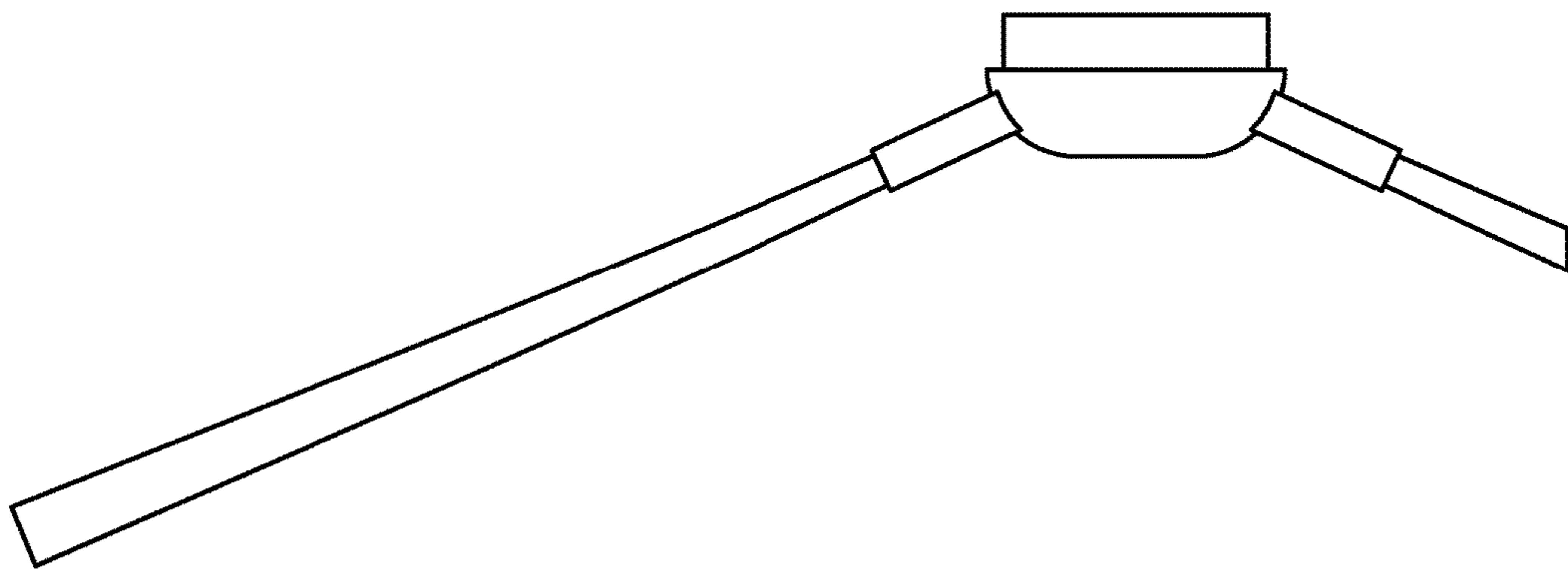


FIG. 4

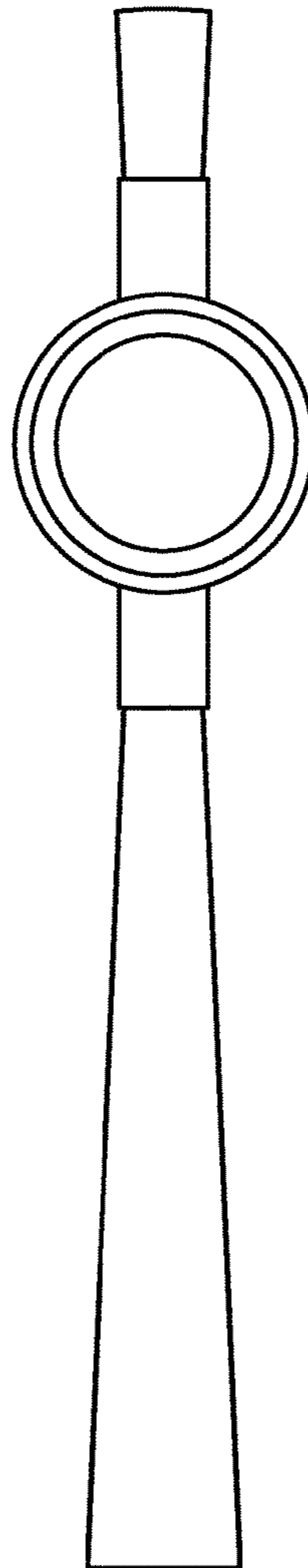


FIG. 5

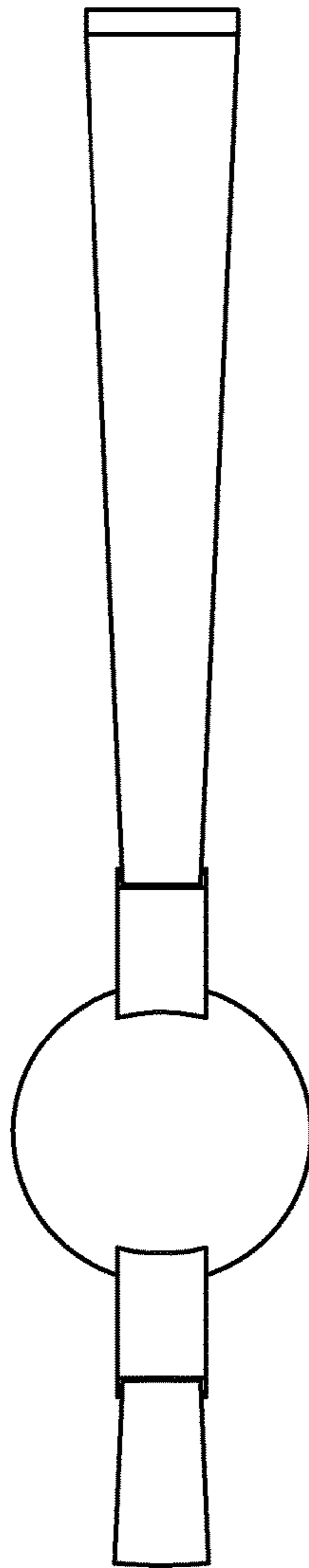


FIG. 6

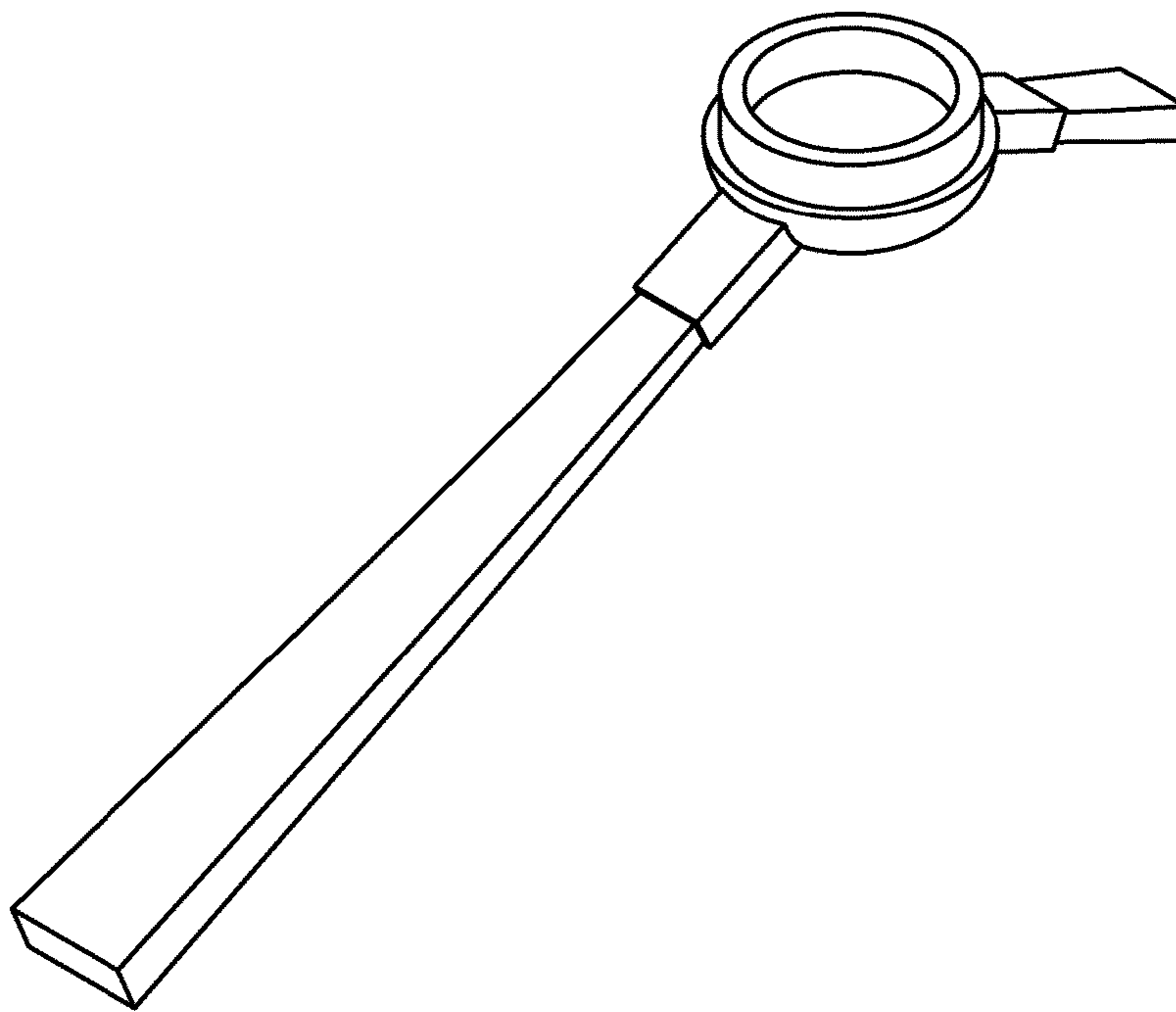


FIG. 7

