

US00D836907S

(12) **United States Design Patent**
Giannopoulos et al.

(10) **Patent No.:** **US D836,907 S**
(45) **Date of Patent:** **** Jan. 1, 2019**

(54) **HOLSTER FOR CARRYING CYLINDRICAL CASE AND GLOVE**

D458,019 S * 6/2002 Gur D3/218
D549,958 S * 9/2007 Boyd D3/218
D819,960 S * 6/2018 Zhang D3/218

(71) Applicants: **Peter Giannopoulos**, Walpole, MA (US); **Joshua J. DeLisle**, Hanover, MA (US)

* cited by examiner

Primary Examiner — Catherine R Oliver-Garcia
(74) *Attorney, Agent, or Firm* — Brian M. Dingman; Dingman IP Law, PC

(72) Inventors: **Peter Giannopoulos**, Walpole, MA (US); **Joshua J. DeLisle**, Hanover, MA (US)

(57) **CLAIM**

We claim the ornamental design for a holster for carrying cylindrical case and glove, as shown and described.

(**) Term: **15 Years**

DESCRIPTION

(21) Appl. No.: **29/619,916**

(22) Filed: **Oct. 3, 2017**

(51) **LOC (11) Cl.** **03-01**

(52) **U.S. Cl.**
USPC **D3/215**

(58) **Field of Classification Search**
USPC D3/215, 218–219, 220, 222, 225;
224/240, 600, 605, 625, 676–683, 901,
224/904, 930; 206/305, 320, 45.24;
379/455, 575.1–575.8
CPC A45F 5/00; A45F 5/02; A45F 5/021; A45F
2200/05; A45F 2200/0508; A45F
2200/0516; A45F 2200/0525; A45F 3/02;
A45F 3/14
See application file for complete search history.

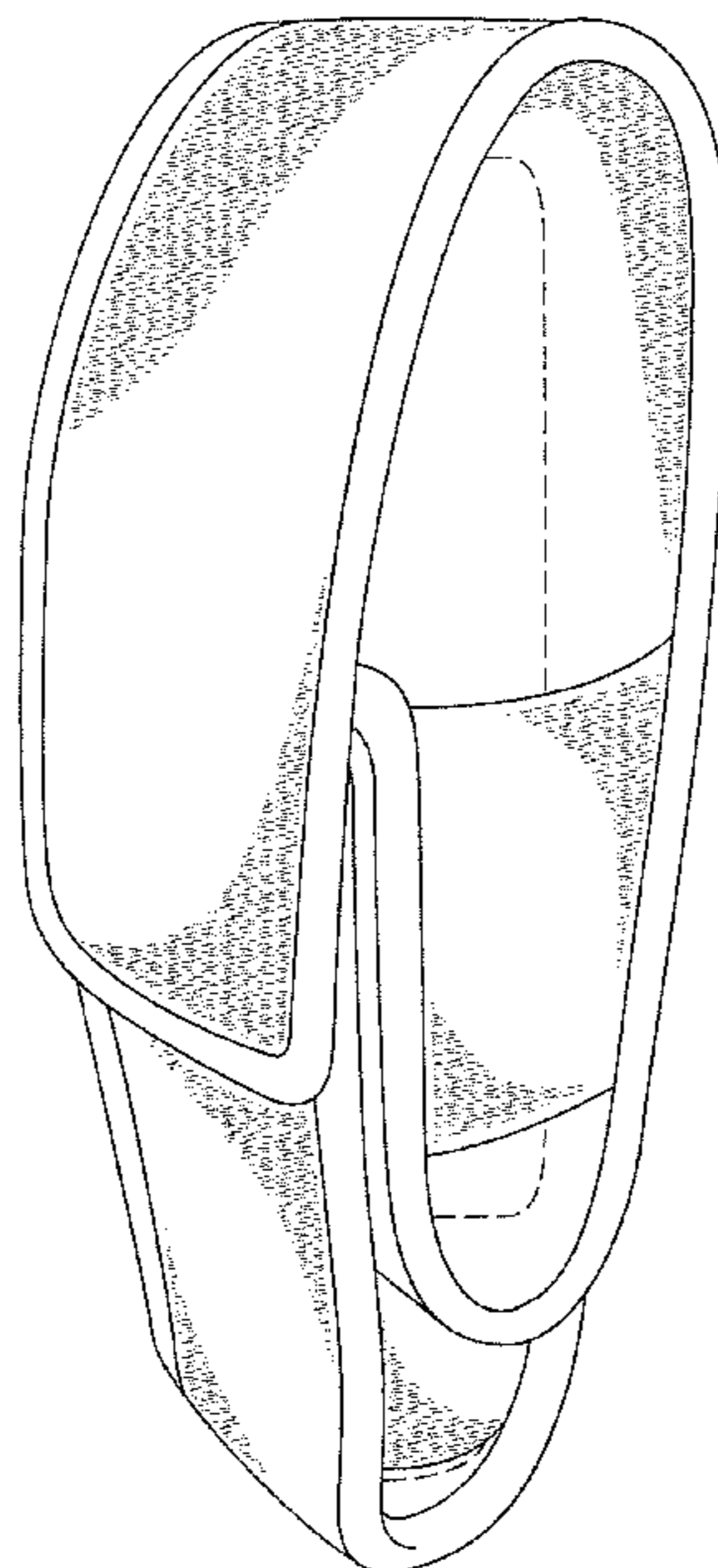
FIG. 1 is a front, right-side, perspective view of the holster for carrying cylindrical case and glove, with unclaimed subject matter shown in phantom;
FIG. 2 is a front, left-side, perspective view of the holster for carrying cylindrical case and glove, with unclaimed subject matter shown in phantom;
FIG. 3 is a front view of the holster for carrying cylindrical case and glove;
FIG. 4 is a rear view of the holster for carrying cylindrical case and glove;
FIG. 5 is a left side view of the holster for carrying cylindrical case and glove, with unclaimed subject matter shown in phantom; the right-side view is a mirror image of the left side view;
FIG. 6 is a top view of the holster for carrying cylindrical case and glove; and,
FIG. 7 is a bottom view of the holster for carrying cylindrical case and glove.
The broken lines depict environmental structure and are included for the purpose of illustrating only and form no part of the claimed design.

(56) **References Cited**

U.S. PATENT DOCUMENTS

D332,871 S * 2/1993 Seber D3/220
D412,059 S * 7/1999 White D3/215
D455,256 S * 4/2002 Tyler D3/219

1 Claim, 7 Drawing Sheets



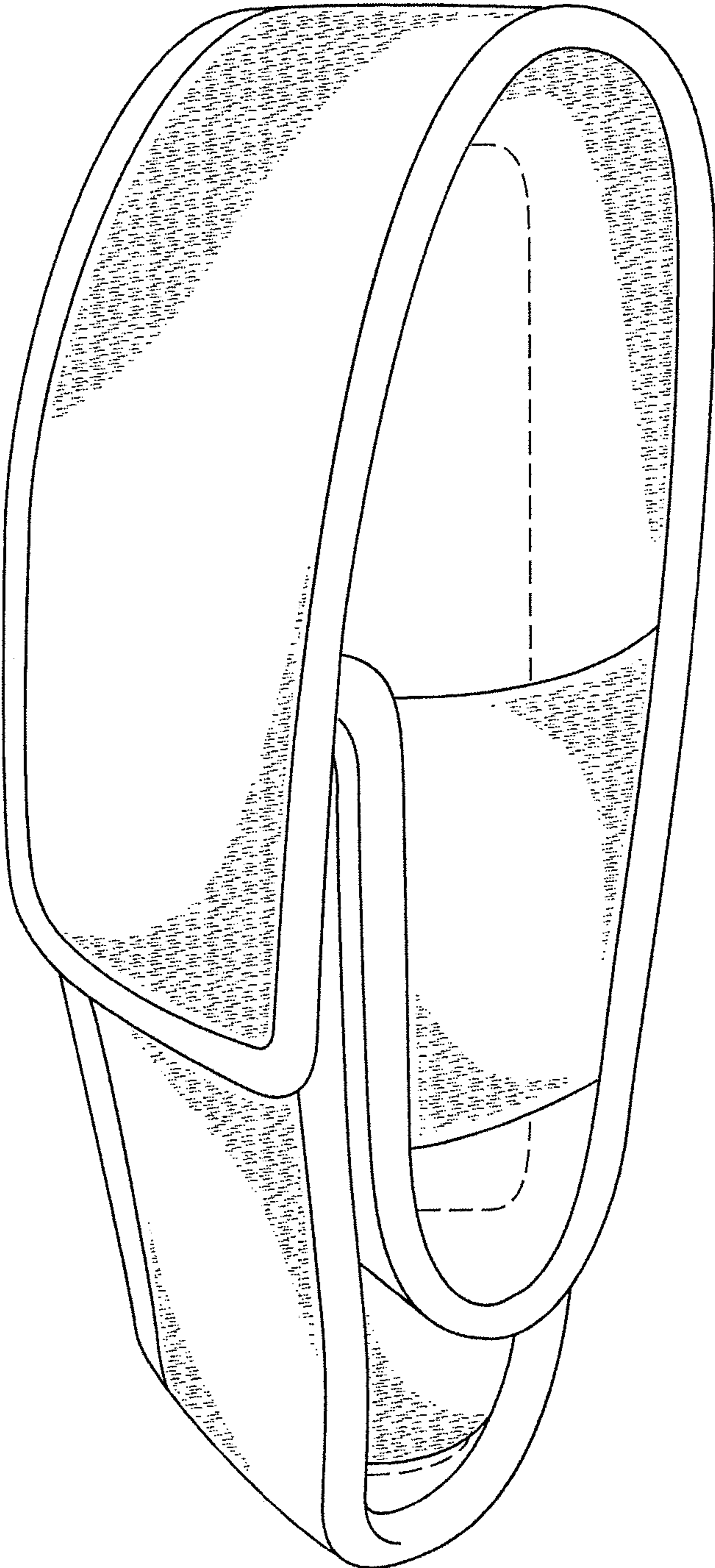


FIG. 1

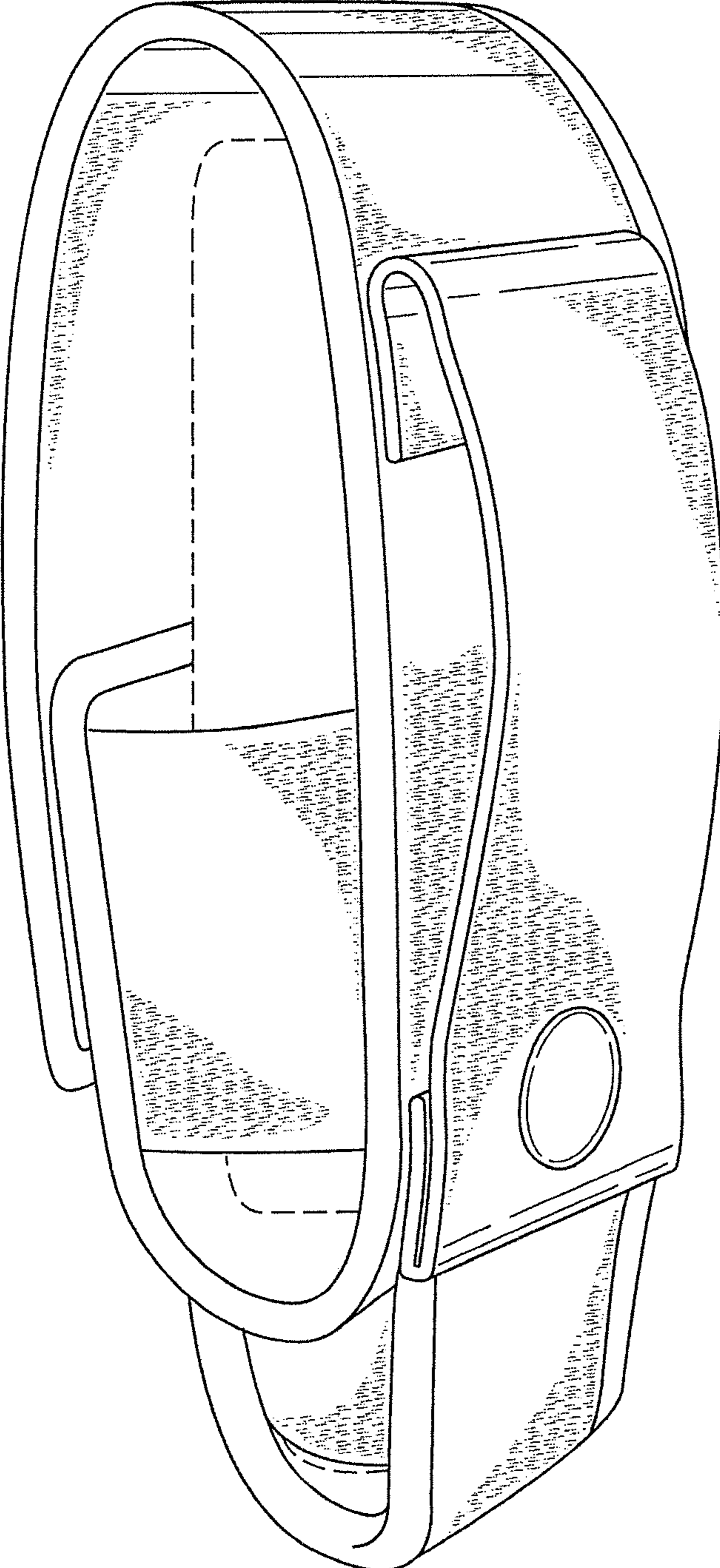


FIG. 2

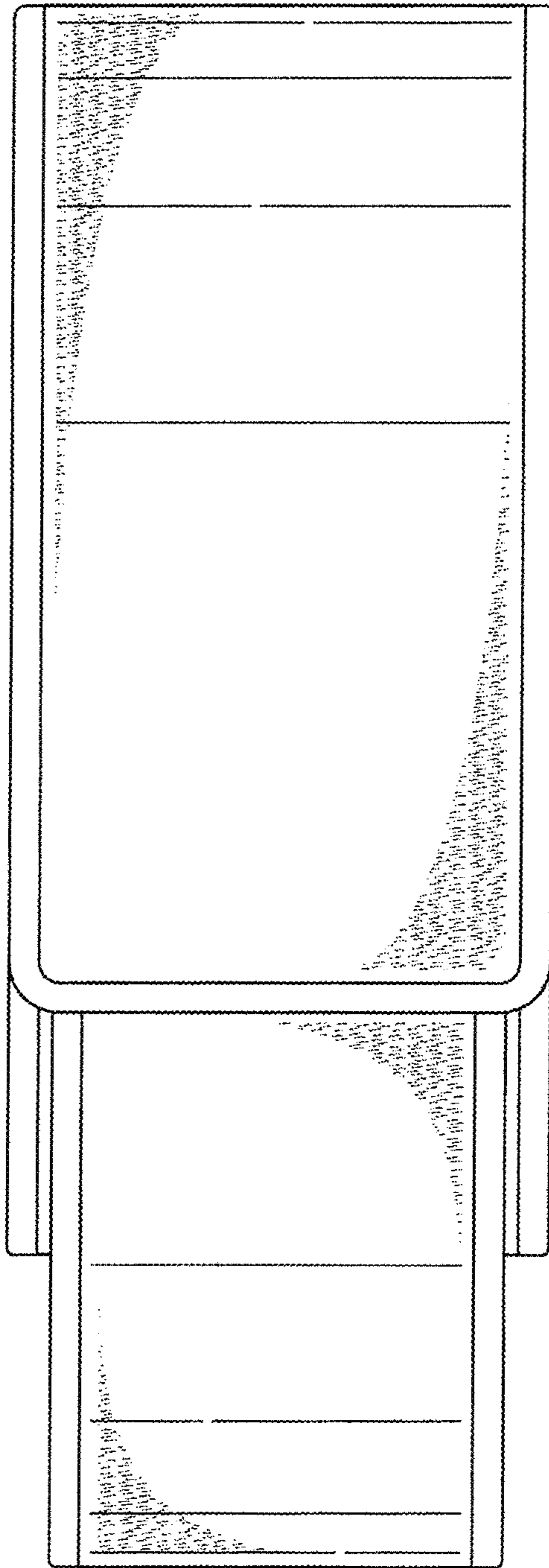


FIG. 3

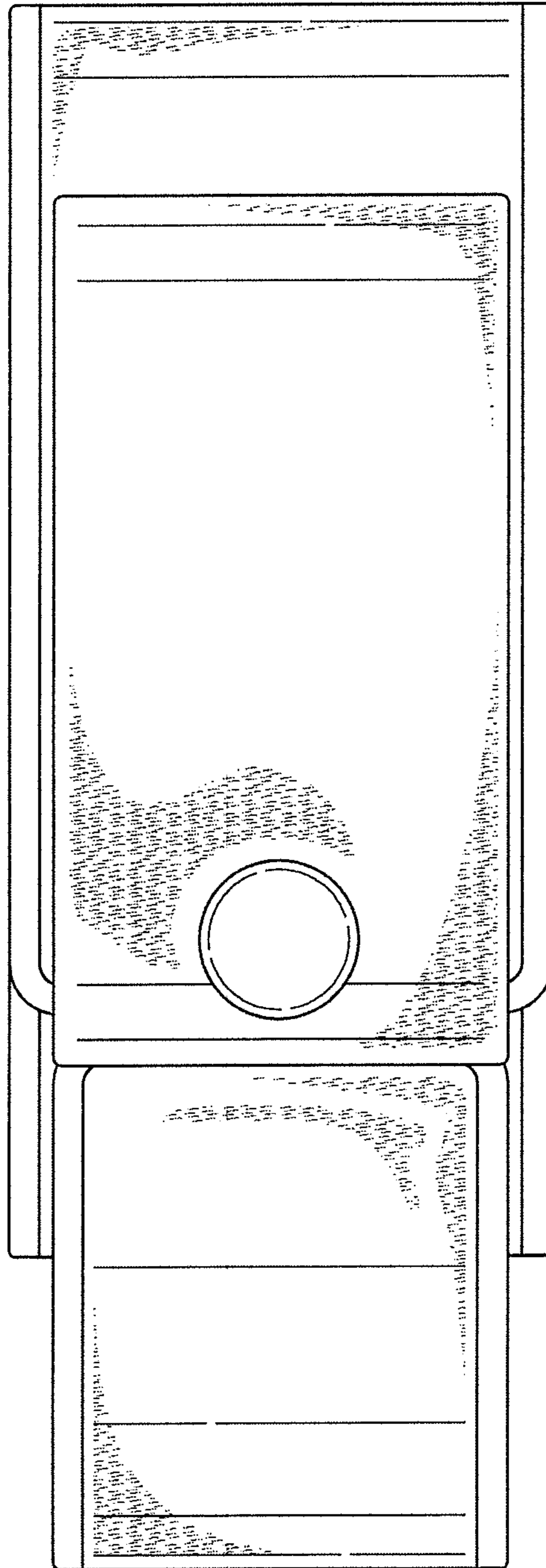


FIG. 4

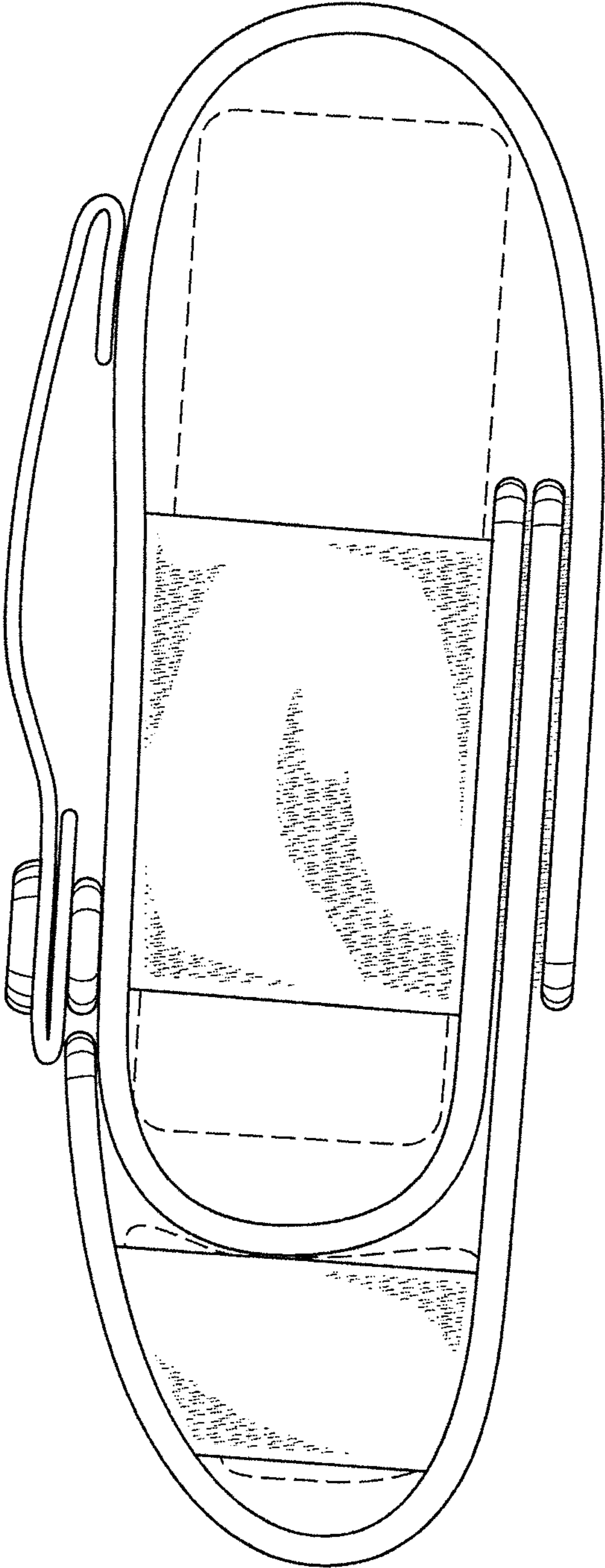


FIG. 5

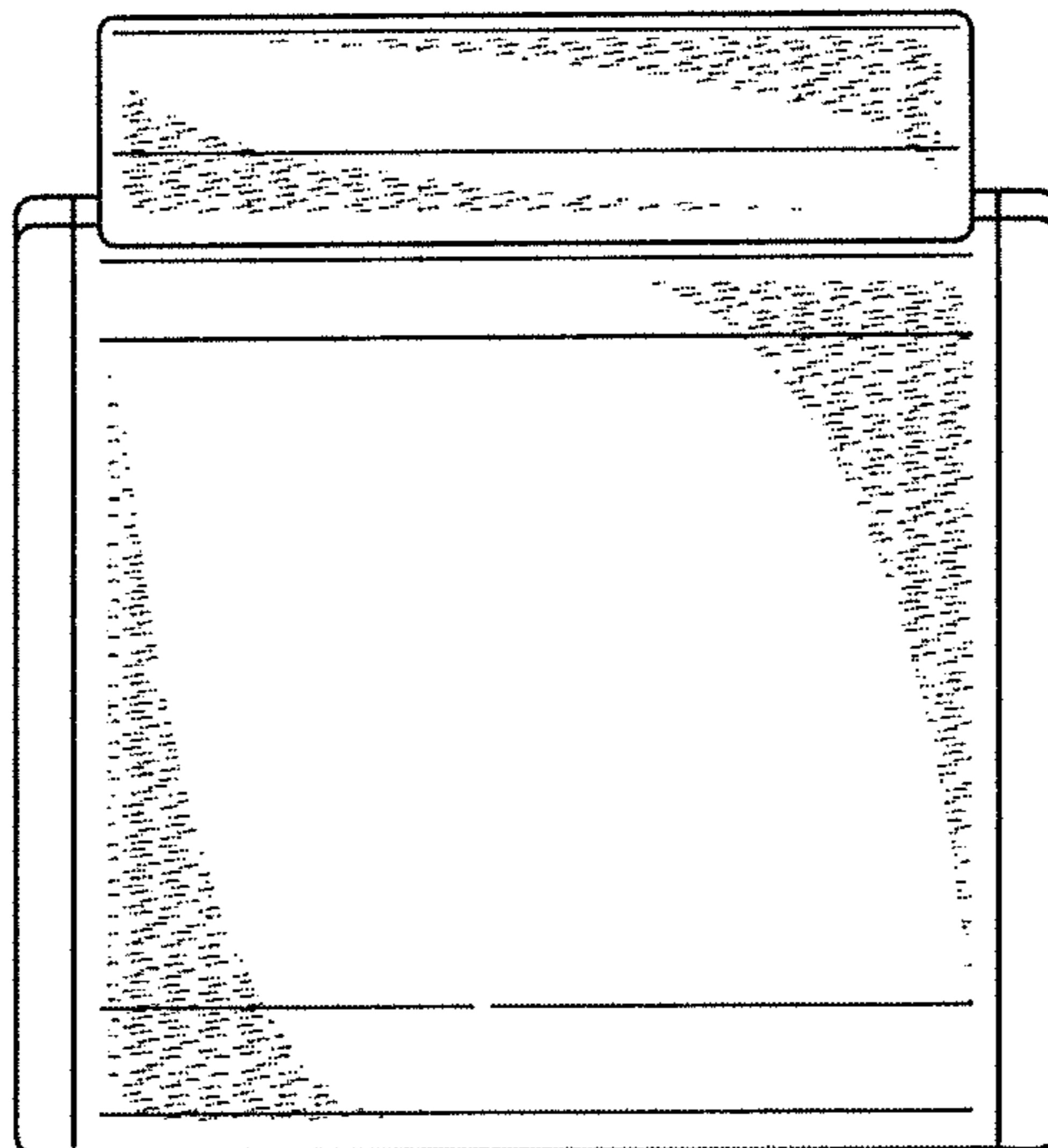


FIG. 6




FIG. 7