



US00D836891S

(12) **United States Design Patent**
Benzien

(10) **Patent No.:** **US D836,891 S**
(45) **Date of Patent:** **** Jan. 1, 2019**

- (54) **SHOE MIDSOLE**
- (71) Applicant: **NIKE, Inc.**, Beaverton, OR (US)
- (72) Inventor: **Richard August Benzien**, Portland, OR (US)
- (73) Assignee: **NIKE, Inc.**, Beaverton, OR (US)
- (**) Term: **15 Years**
- (21) Appl. No.: **29/604,109**
- (22) Filed: **May 15, 2017**
- (51) **LOC (11) Cl.** **02-04**
- (52) **U.S. Cl.**
USPC **D2/947; D2/960**
- (58) **Field of Classification Search**
USPC D2/902, 906, 908, 916, 918, 925,
D2/946-962, 977; 36/3 B, 22 R, 24.5,
36/25 R, 28, 32 R, 34 R, 59 C, 67 A, 103
CPC A43B 13/00; A43B 13/02; A43B 13/023;
A43B 13/026; A43B 13/04; A43B 13/08;
A43B 13/10; A43B 13/12; A43B 13/14;
A43B 13/141; A43B 13/143; A43B
13/16; A43B 13/18; A43B 13/181; A43B
13/187; A43B 13/189; A43B 13/20; A43B
13/22; A43B 13/223; A43B 13/24; A43B
13/28; A43B 13/30; A43B 13/32; A43B
13/34; A43B 13/36
See application file for complete search history.

- (56) **References Cited**
U.S. PATENT DOCUMENTS
3,303,250 A * 2/1967 Bingham, Jr. A43B 13/12
264/145
D241,586 S * 9/1976 Sibestik D2/955
D717,029 S * 11/2014 Young D2/947
D723,772 S * 3/2015 Miner D2/947
D723,778 S * 3/2015 Miner D2/947
D725,356 S * 3/2015 Miner D2/947
D725,359 S * 3/2015 Miner D2/947

- D776,419 S * 1/2017 VanHook D2/947
 - D784,667 S * 4/2017 Wright D2/947
 - D784,668 S * 4/2017 Pauk D2/947
 - D790,819 S * 7/2017 Seamarks D2/947
 - D792,066 S * 7/2017 Lee D2/947
 - D792,685 S * 7/2017 Parrett D2/947
- (Continued)


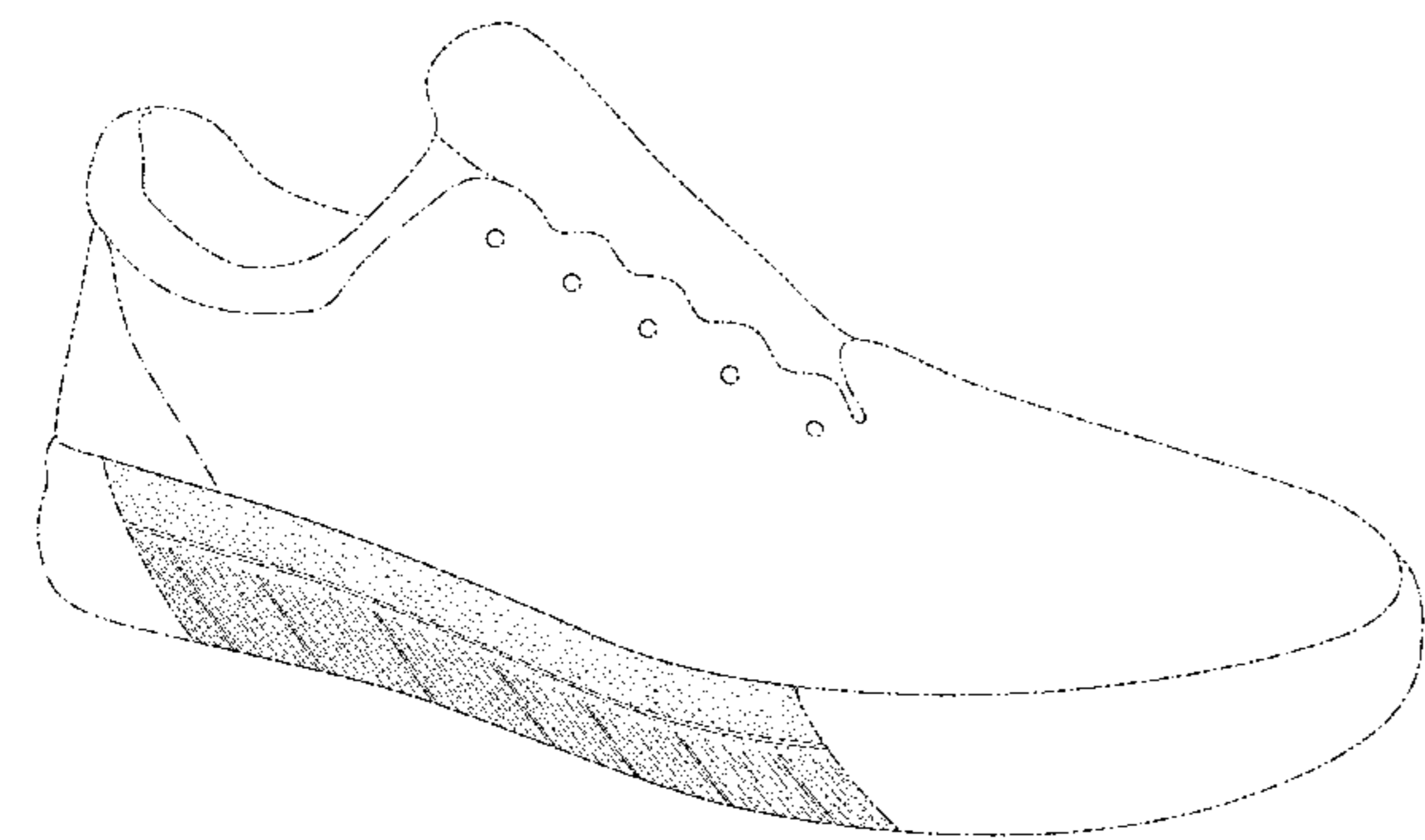
Primary Examiner — T Chase Nelson
(74) *Attorney, Agent, or Firm* — Banner & Witcoff, Ltd.

(57) **CLAIM**
The ornamental design for a shoe midsole, as shown and described.

DESCRIPTION

FIG. 1 is a front perspective view of a shoe midsole showing my new design;
FIG. 2 is a side view thereof;
FIG. 3 is a rear perspective view thereof;
FIG. 4 is a front view thereof;
FIG. 5 is a top view thereof;
FIG. 6 is a bottom view thereof;
FIG. 7 is an enlarged view of the claimed region of FIG. 1, shown in isolation from the remainder of the shoe for clarity purposes;
FIG. 8 is an enlarged view of the claimed region of FIG. 2, shown in isolation from the remainder of the shoe for clarity purposes;
FIG. 9 is an enlarged view of the claimed region of FIG. 3, shown in isolation from the remainder of the shoe for clarity purposes; and,
FIG. 10 is an enlarged view of the claimed region of FIG. 6, shown in isolation from the remainder of the shoe for clarity purposes.
The broken lines immediately adjacent to the shaded area define the bounds of the claimed design and form no part thereof. The broken lines showing the remainder of the shoe represent unclaimed subject matter and form no part of the claimed design.

1 Claim, 10 Drawing Sheets



(56)

References Cited

U.S. PATENT DOCUMENTS

D794,293 S * 8/2017 Robusti D2/954
D796,803 S * 9/2017 Nethongkome D2/947
D798,556 S * 10/2017 Sullivan D2/947
D798,559 S * 10/2017 Pauk D2/947
D800,430 S * 10/2017 Moller Hansen D2/947
D801,650 S * 11/2017 Nykreim D2/947
D810,409 S * 2/2018 Hernandez D2/947
D812,872 S * 3/2018 Palmer A43B 13/12
D2/947
D814,155 S * 4/2018 Hernandez D2/947
D816,956 S * 5/2018 Sokol D2/947
D817,613 S * 5/2018 Atwell D2/947
D821,070 S * 6/2018 Brunner A43B 5/06
D2/908
D821,714 S * 7/2018 Chang D2/947
D823,580 S * 7/2018 Pauk D2/947
2012/0210606 A1 * 8/2012 Gheorghian A43B 5/06
36/103

* cited by examiner

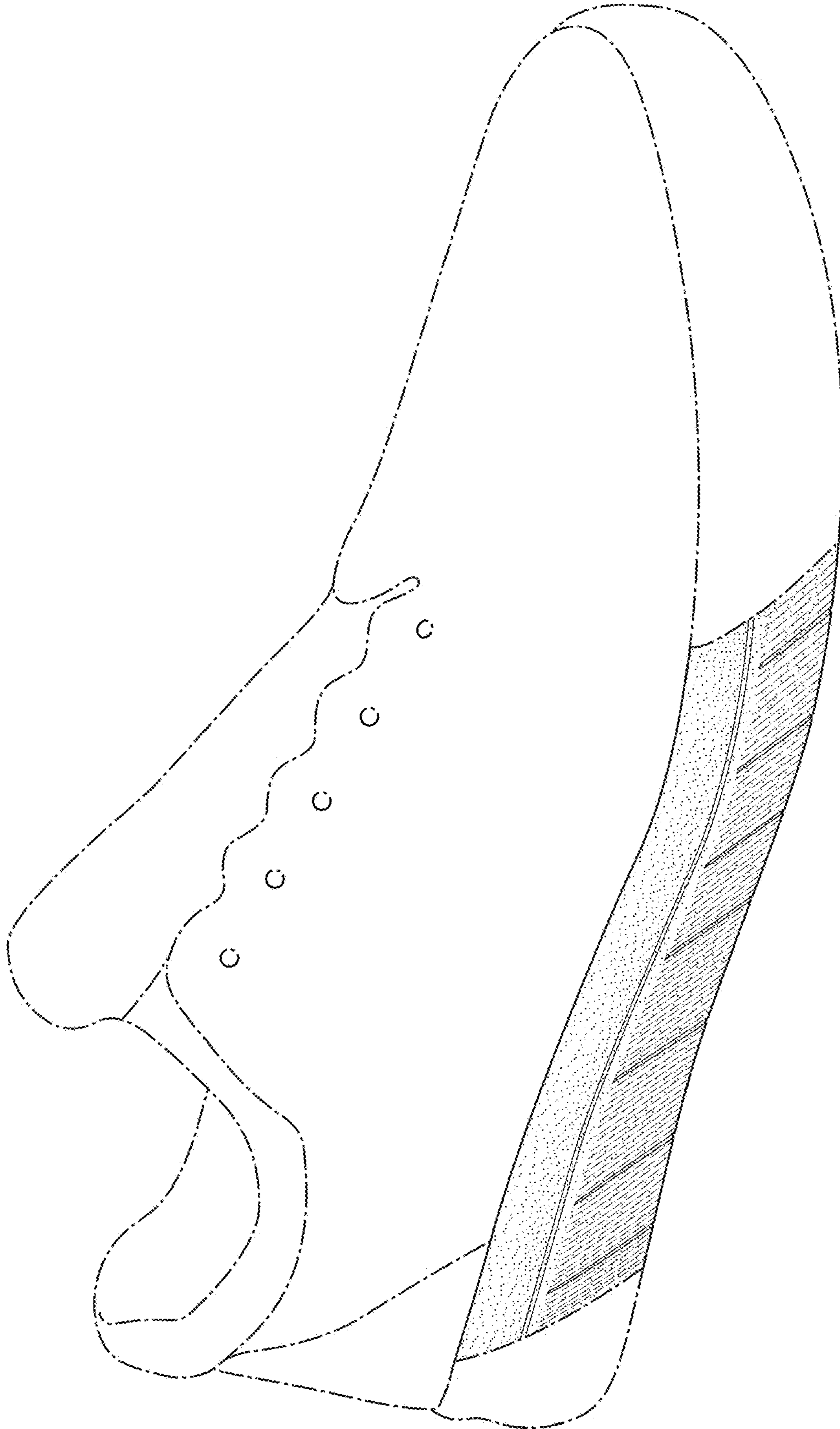


FIG. 1

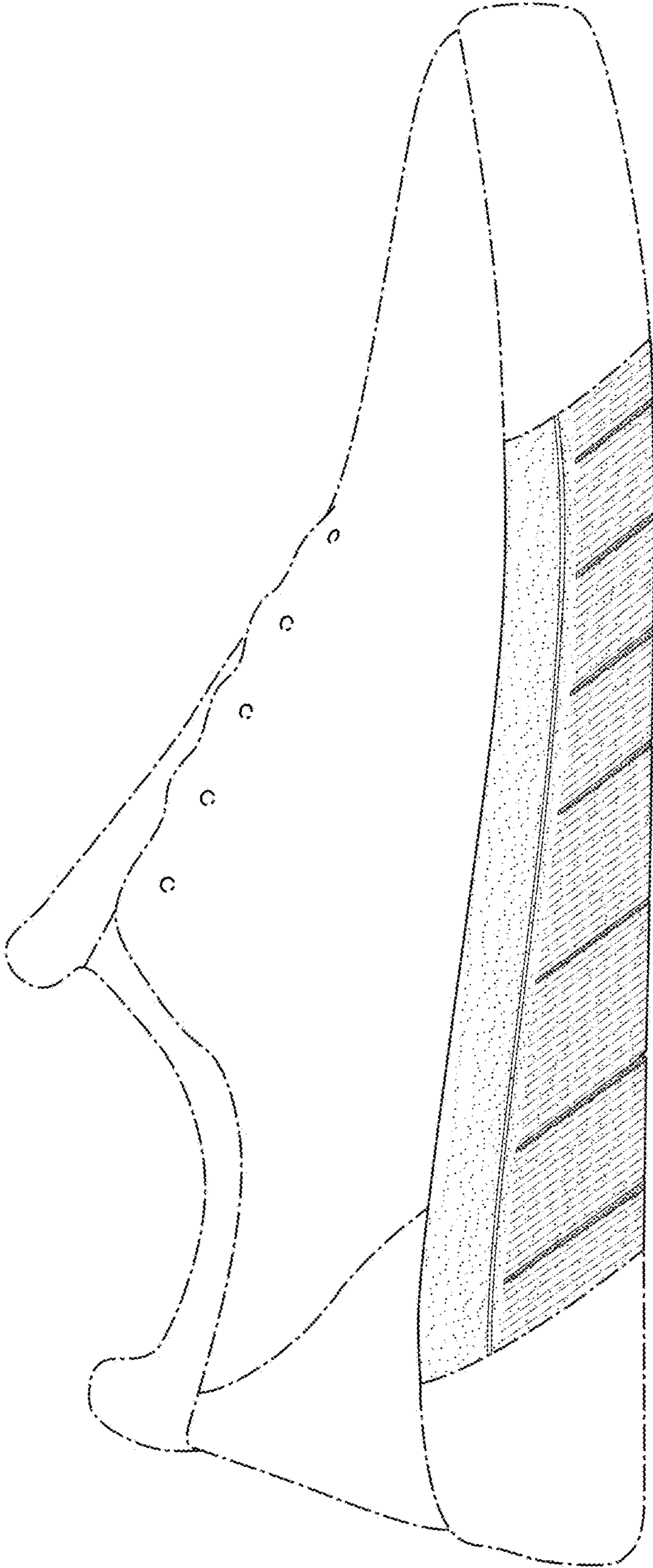


FIG. 2

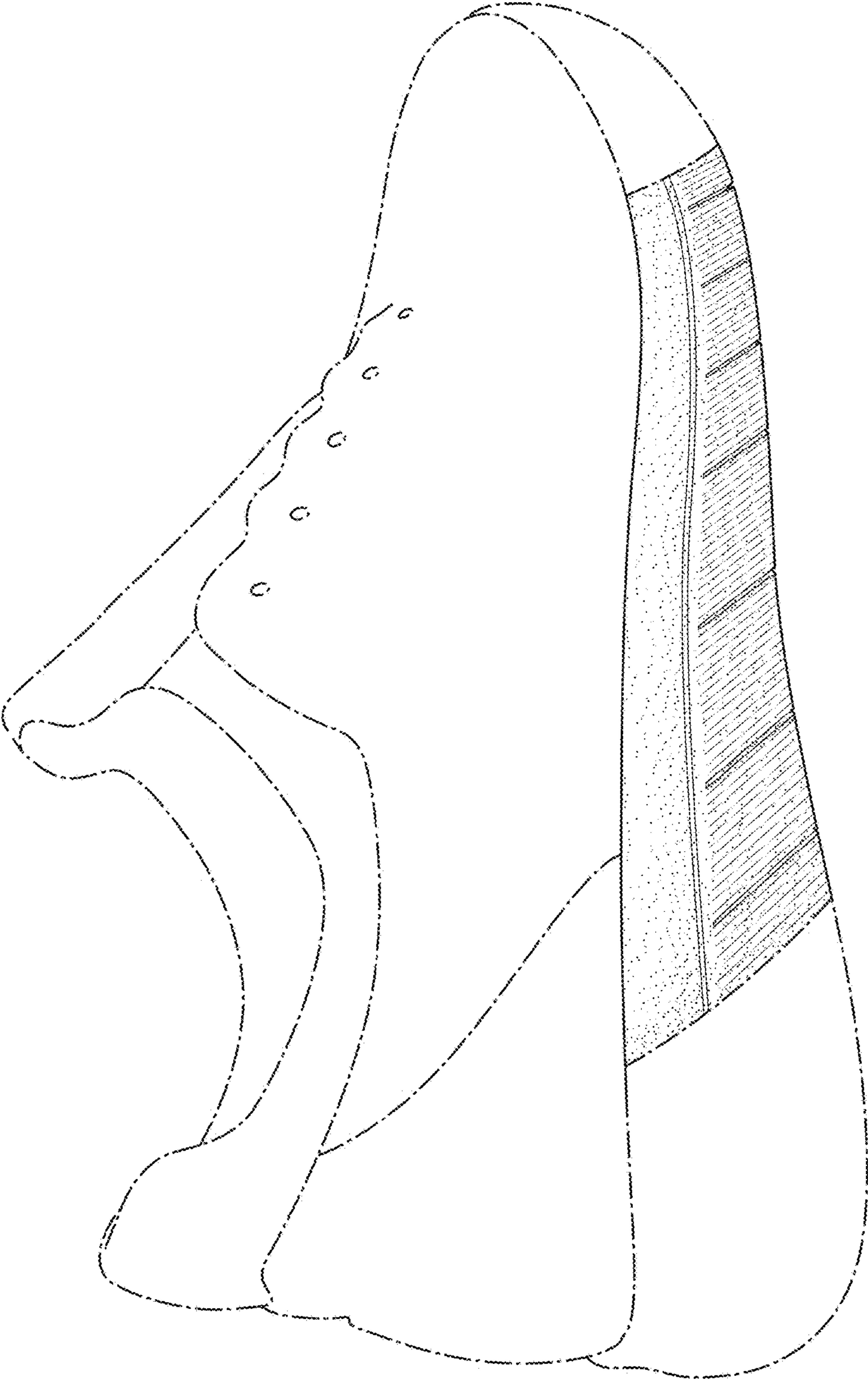


FIG. 3

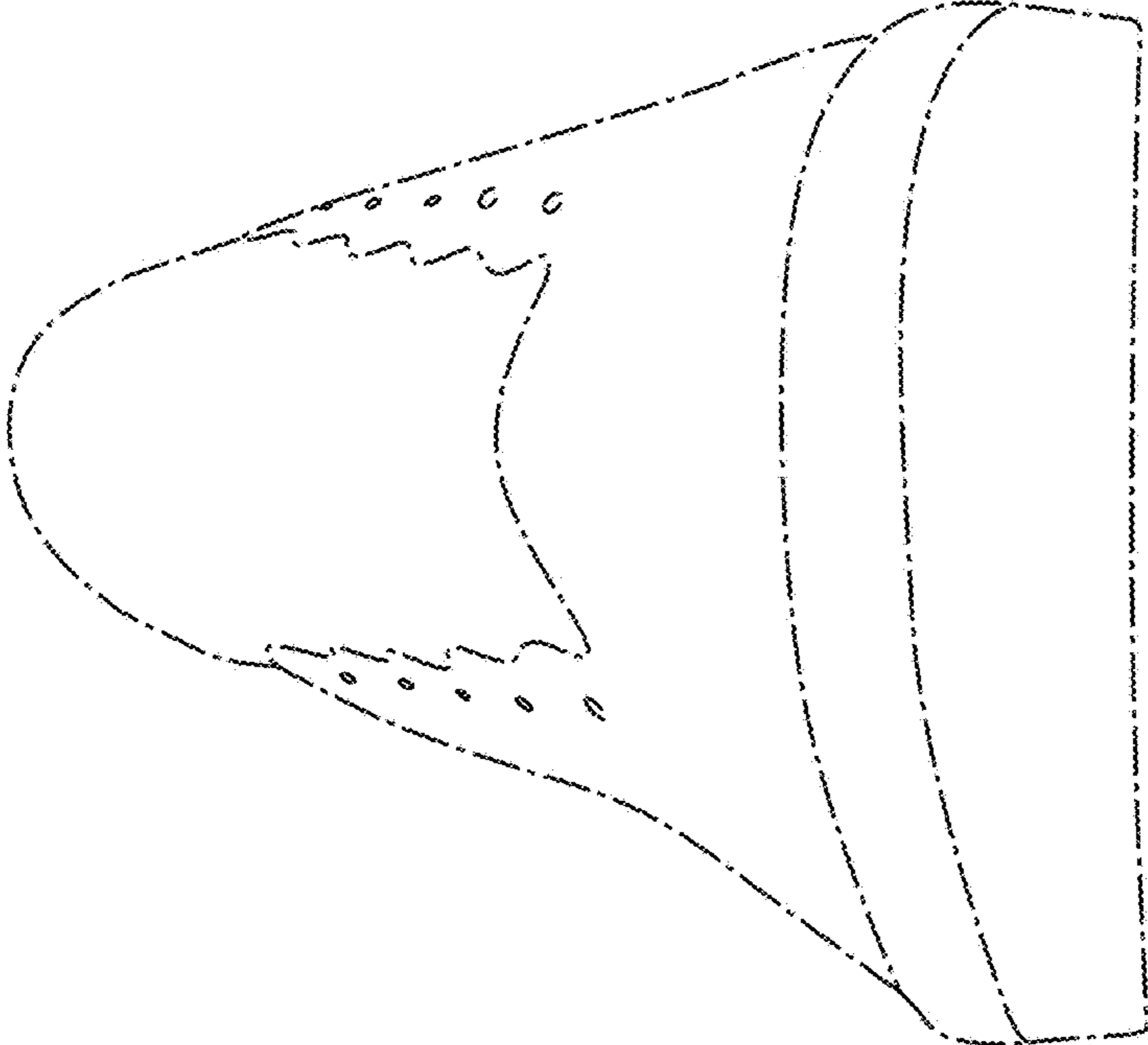


FIG. 4

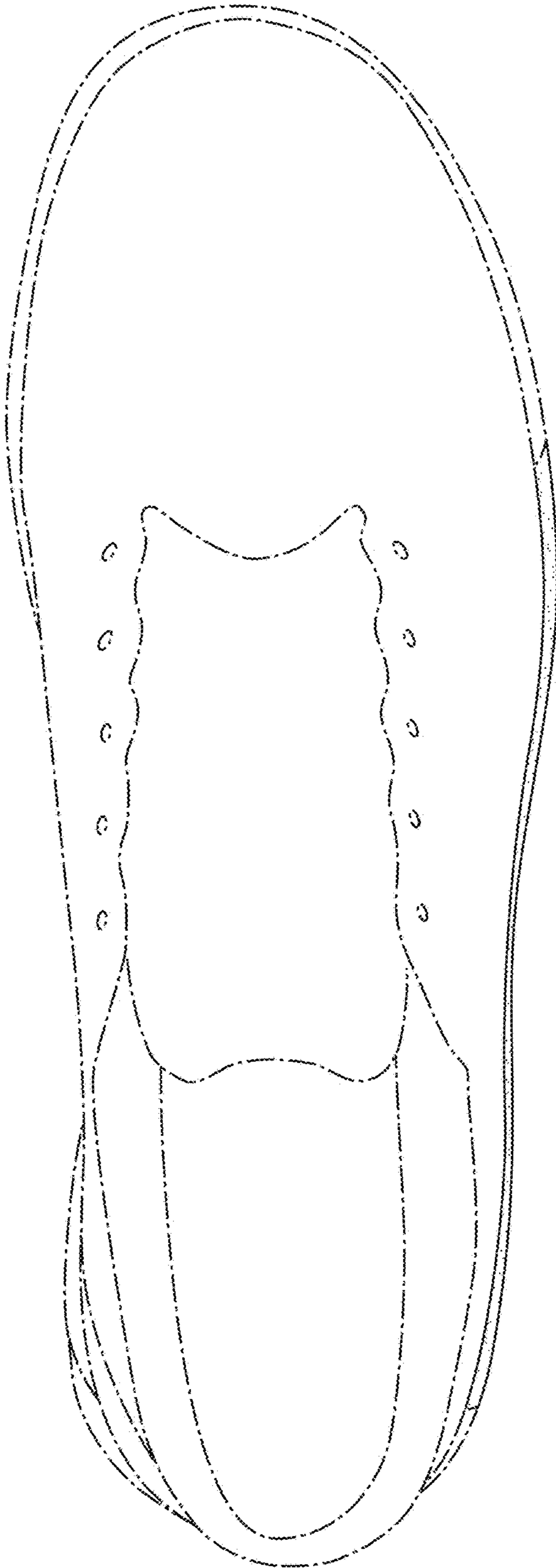


FIG. 5

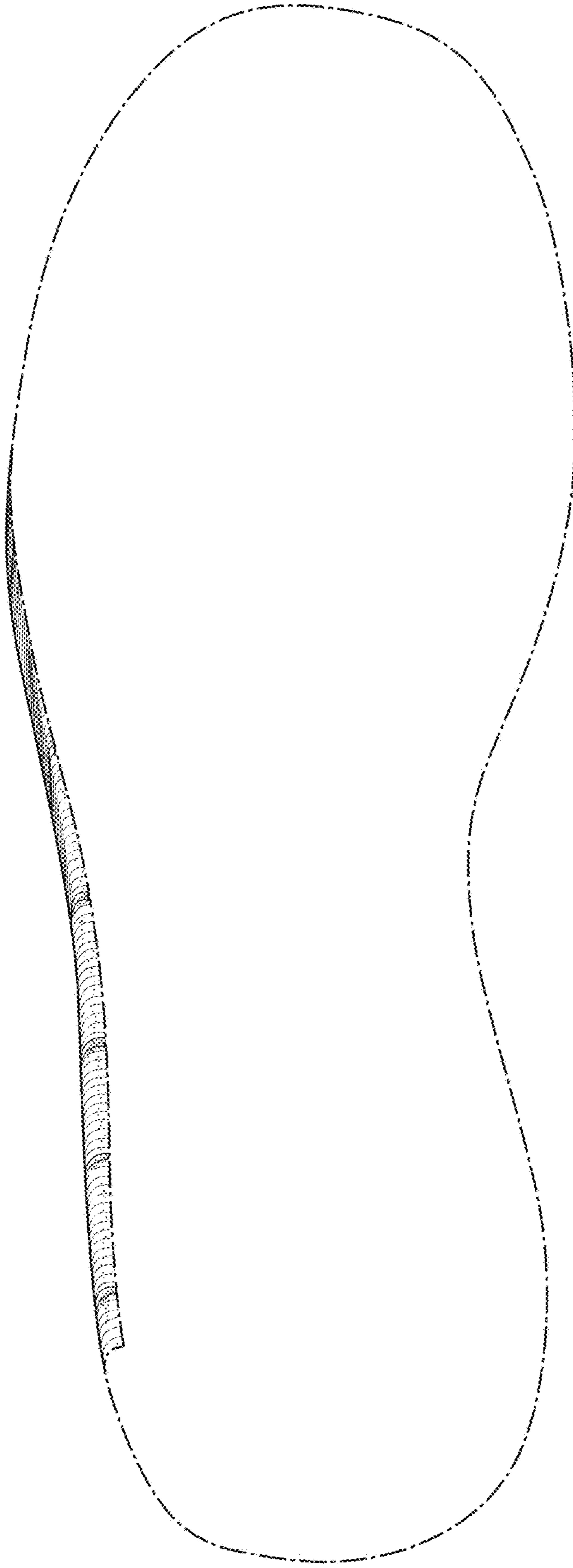


FIG. 6

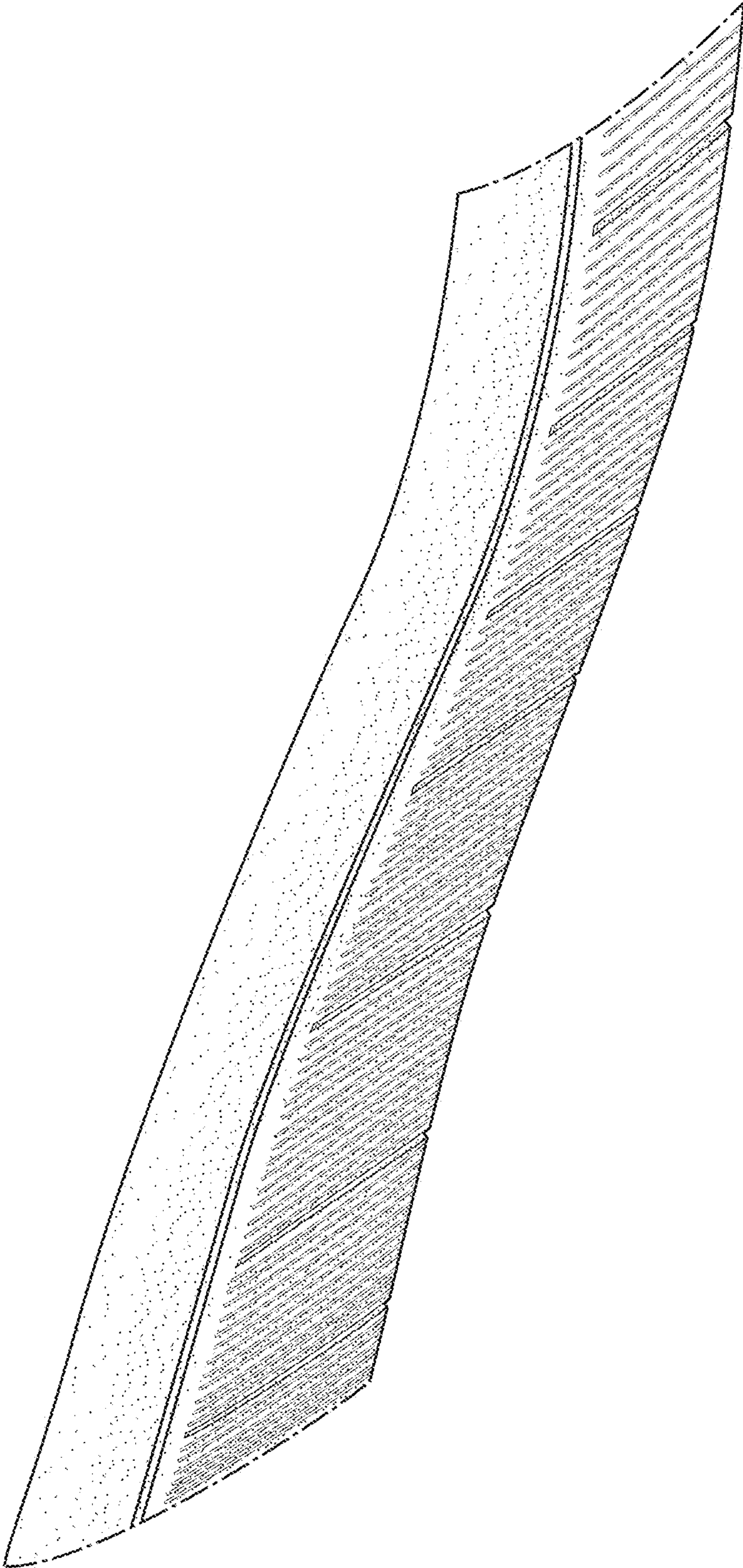


FIG. 7

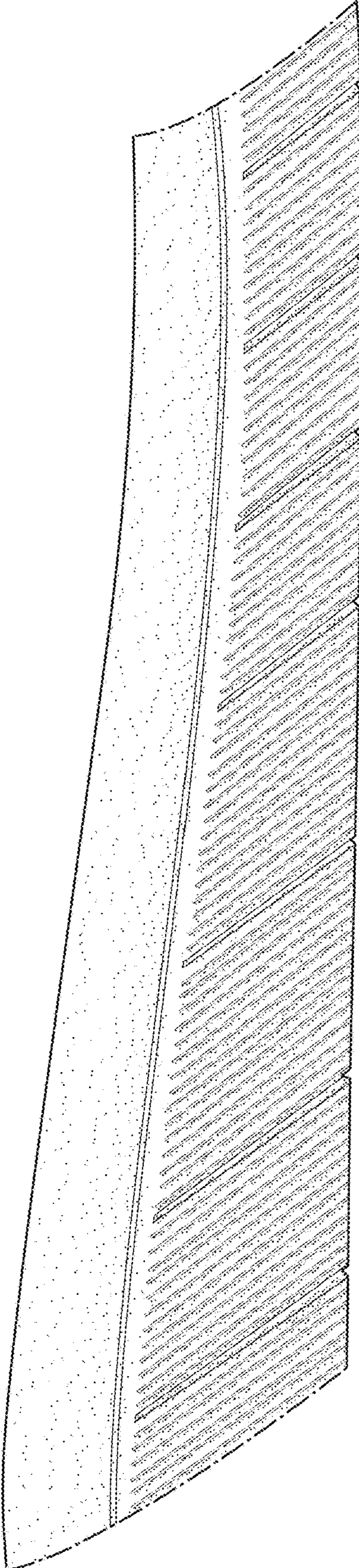


FIG. 8

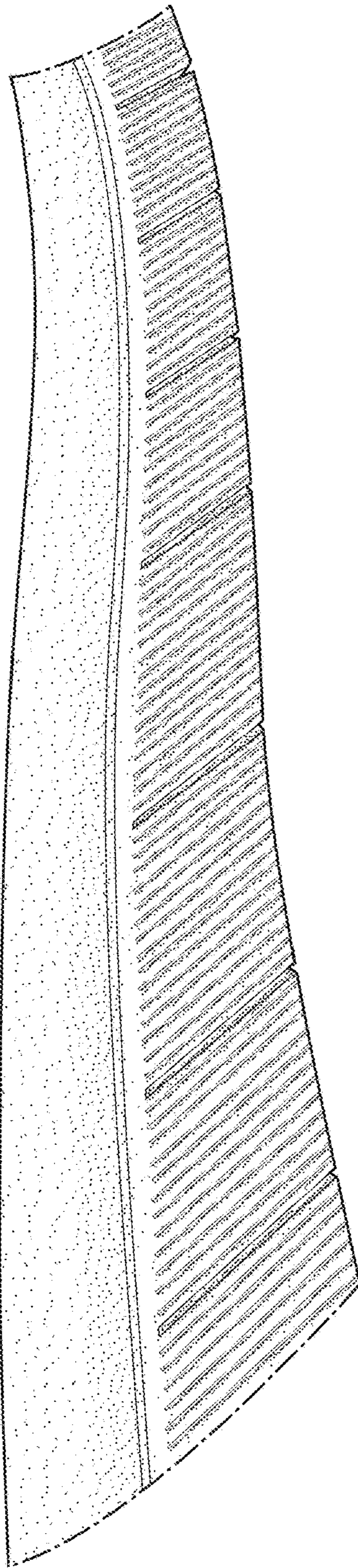


FIG. 9

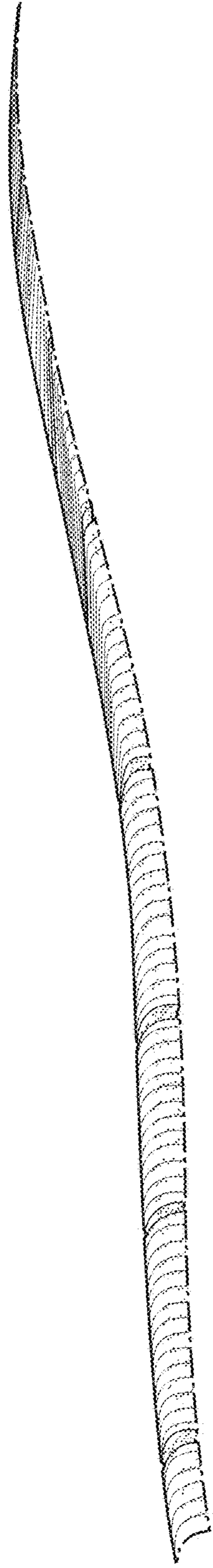


FIG. 10