



US00D836870S

(12) **United States Design Patent**  
**Pellereau et al.**

(10) **Patent No.:** **US D836,870 S**  
(45) **Date of Patent:** **\*\* Dec. 25, 2018**

(54) **HANDLE FOR A BRUSH**  
(71) Applicant: **Aventom Ltd**, Essex (GB)  
(72) Inventors: **Thomas Pellereau**, St. Albans (GB);  
**Lord Alan Michael Sugar**, St Albans (GB)  
(73) Assignee: **Aventom Ltd.**, London (GB)  
(\*\*) Term: **15 Years**  
(21) Appl. No.: **29/639,157**  
(22) Filed: **Mar. 5, 2018**

7,473,046 B2 \* 1/2009 Kraus ..... A46B 5/00  
15/114  
7,631,385 B2 \* 12/2009 Schouten ..... A46B 3/16  
15/160  
D690,945 S \* 10/2013 Williams ..... D4/128  
D696,868 S \* 1/2014 Schouten ..... D4/128  
D765,418 S \* 9/2016 Lin ..... D4/119  
D818,658 S \* 5/2018 Pellereau ..... D32/35  
2005/0011028 A1 \* 1/2005 Chow ..... A47L 11/24  
15/41.1  
2005/0066467 A1 \* 3/2005 Moshenrose ..... A47L 9/0422  
15/246.2  
2005/0155169 A1 \* 7/2005 Cheah ..... A47L 9/0411  
15/42  
2009/0077761 A1 \* 3/2009 Kaleta ..... A47L 11/33  
15/88.4  
2011/0138570 A1 \* 6/2011 Hsu ..... A47L 7/02  
15/383

(30) **Foreign Application Priority Data**  
Sep. 8, 2017 (EM) ..... 004248250-0003  
(51) **LOC (11) Cl.** ..... **15-05**  
(52) **U.S. Cl.**  
USPC ..... **D32/35**  
(58) **Field of Classification Search**  
USPC ..... D32/23, 35, 100, 1; D28/73; D19/35,  
D19/108  
CPC .. B08B 11/02; A46B 2200/1053; A45D 44/00  
See application file for complete search history.

\* cited by examiner  
*Primary Examiner* — Michelle E. Wilson  
(74) *Attorney, Agent, or Firm* — Inventa Capital PLC


(56) **References Cited**  
U.S. PATENT DOCUMENTS  
D367,174 S \* 2/1996 Matossian ..... D4/114  
D425,308 S \* 5/2000 Ancona ..... D4/121  
D498,057 S \* 11/2004 Ashley ..... D4/114  
D501,606 S \* 2/2005 Belt ..... D4/102  
D515,319 S \* 2/2006 Ashley ..... D4/114

(57) **CLAIM**  
We claim the ornamental design for a handle for a brush, as shown and described.

**DESCRIPTION**

FIG. 1 is a bottom view of a handle for a brush;  
FIG. 2 is a right side view of the handle for a brush;  
FIG. 3 is a top view of the handle for a brush;  
FIG. 4 is a left side view of the handle for a brush;  
FIG. 5 is a perspective view of the handle for a brush;  
FIG. 6 is a top view of the handle for a brush; and,  
FIG. 7 is a bottom view of the handle for a brush.

**1 Claim, 1 Drawing Sheet**



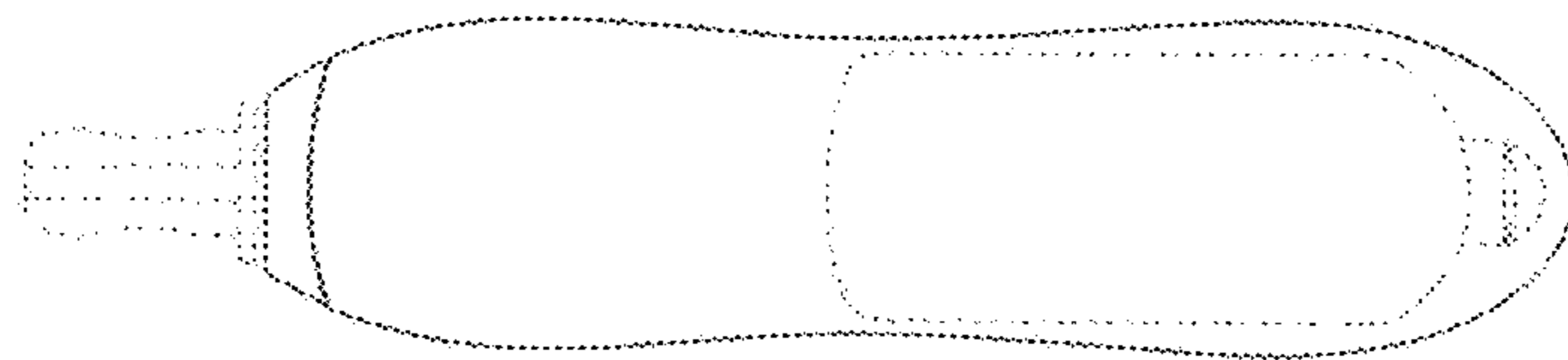


FIG. 1

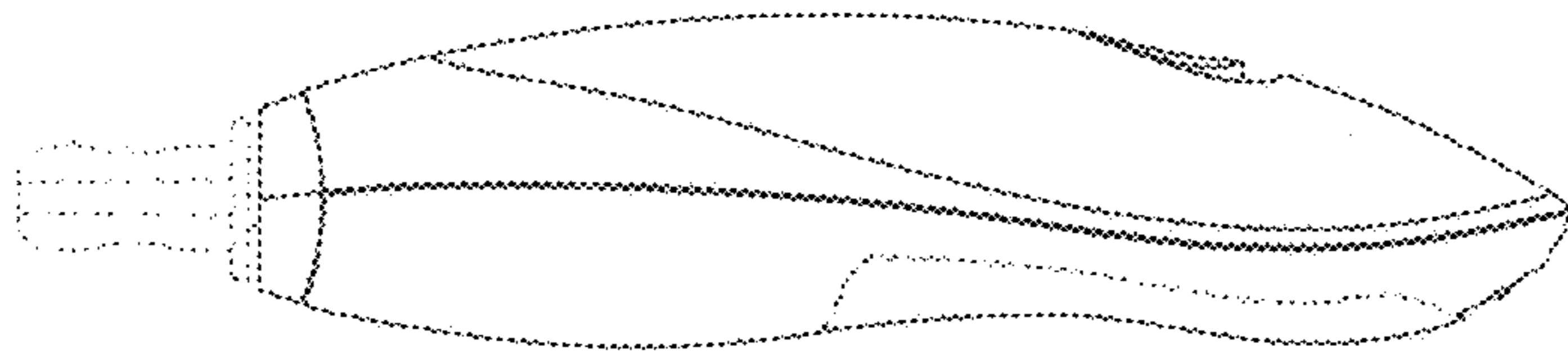


FIG. 2

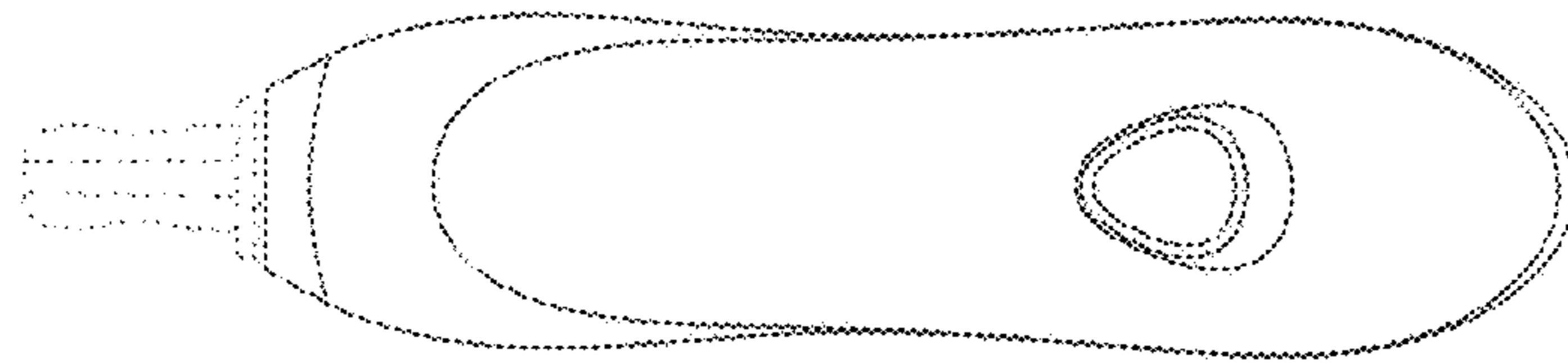


FIG. 3

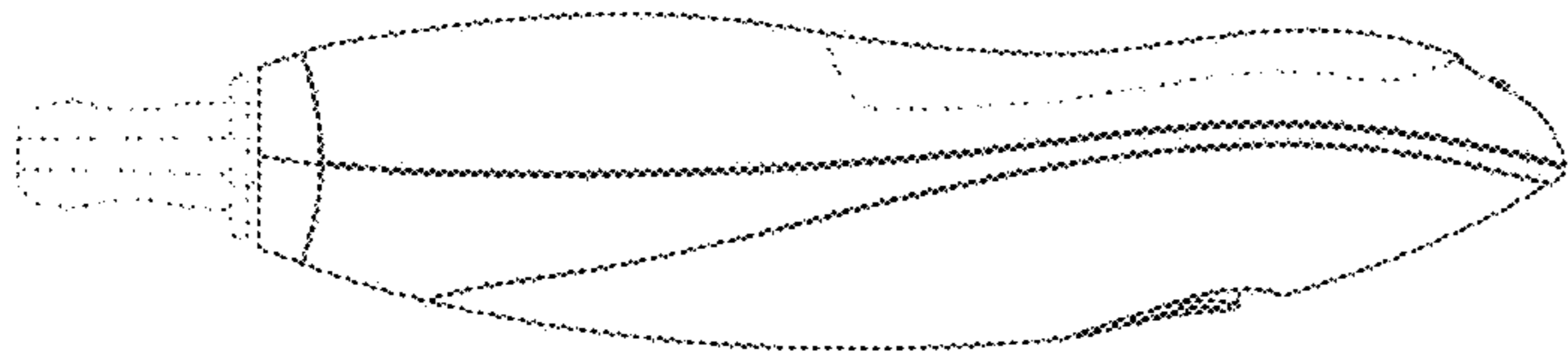


FIG. 4




FIG. 5

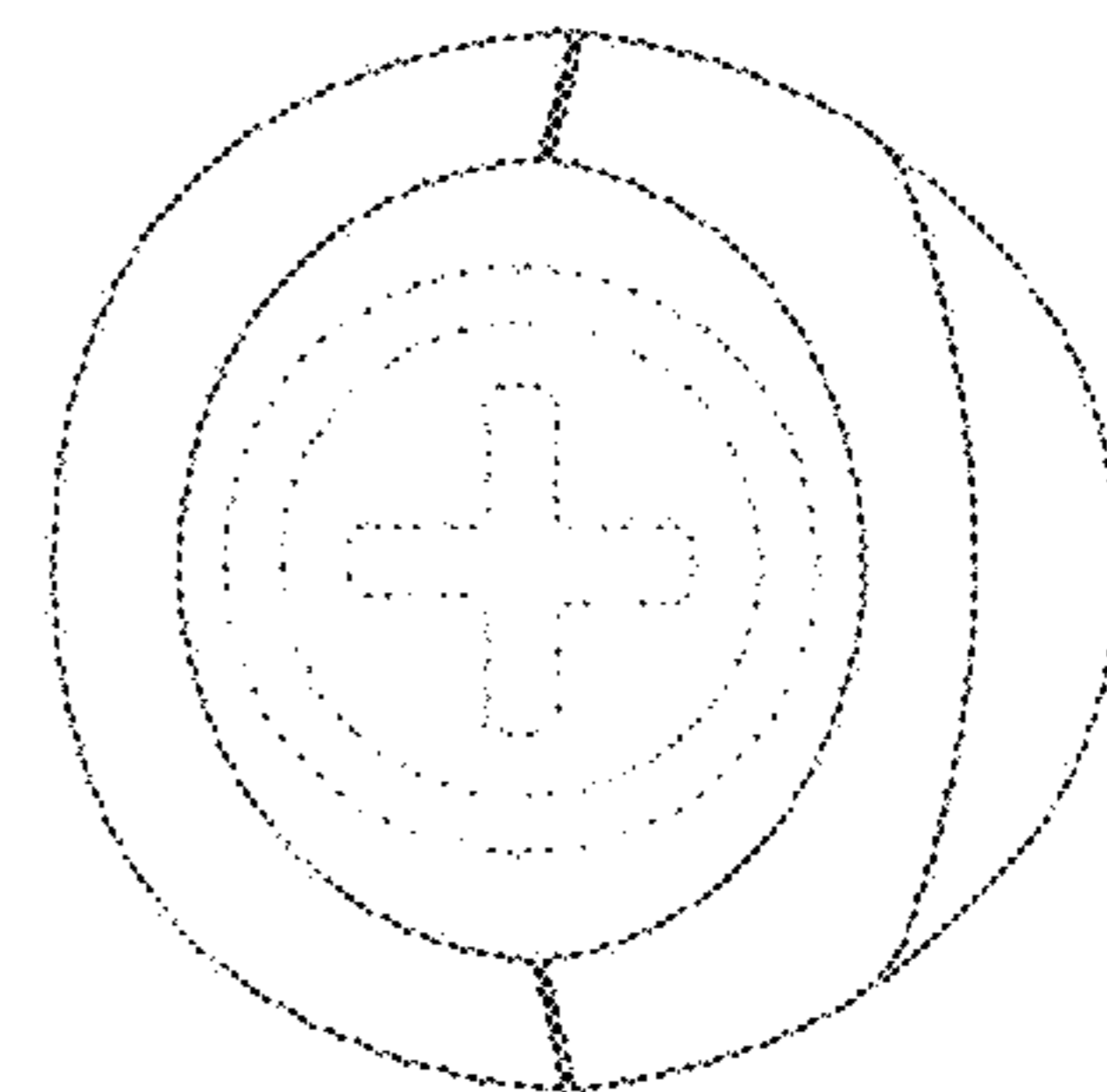


FIG. 6

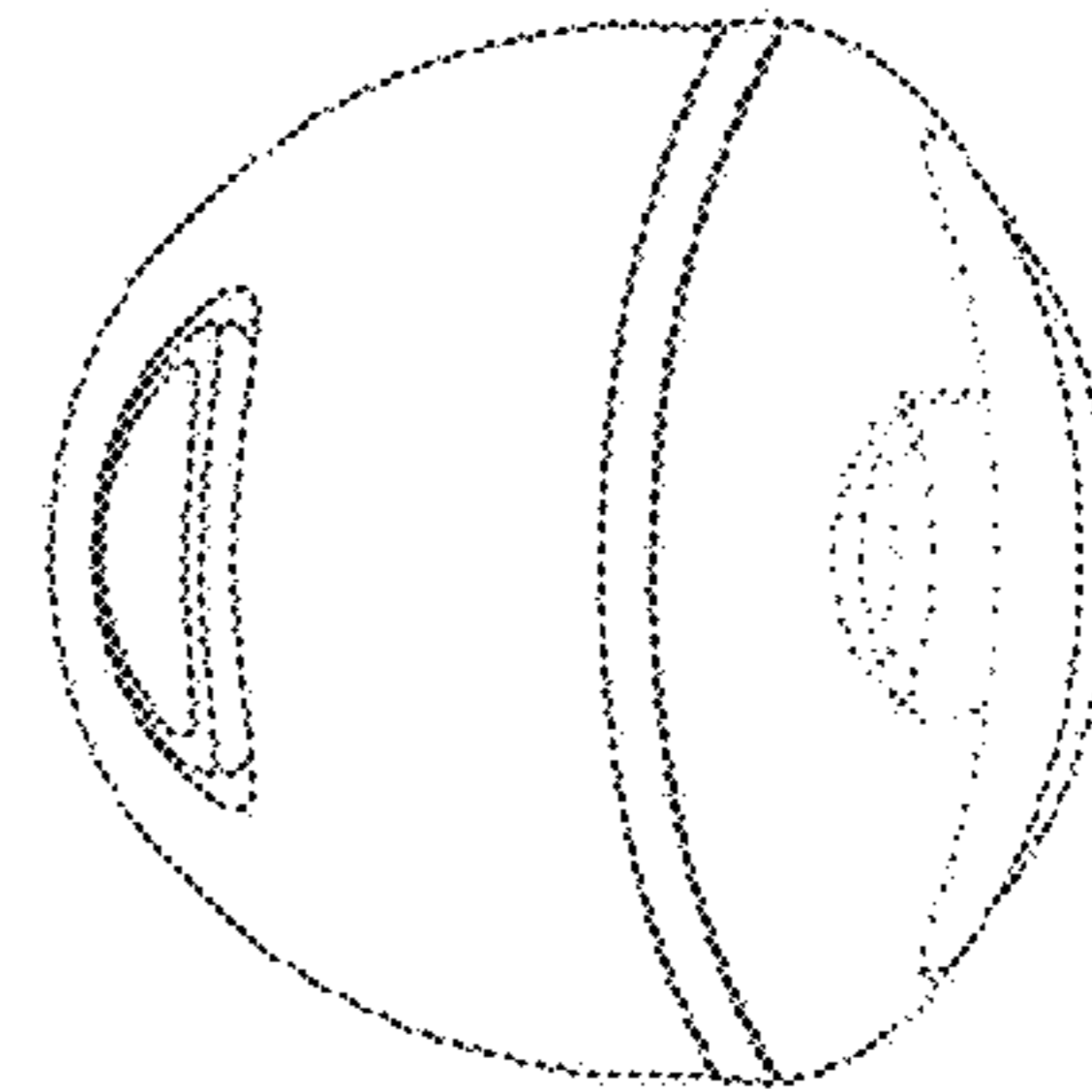


FIG. 7