



US00D836857S

(12) **United States Design Patent**
Zhang

(10) **Patent No.:** **US D836,857 S**

(45) **Date of Patent:** **** Dec. 25, 2018**

(54) **CAT SCRATCHER**

(71) Applicant: **TIANJIN QINGQUAN PET PRODUCTS CO., LTD.**, Tianjin (CN)

(72) Inventor: **Qinghai Zhang**, Tianjin (CN)

(73) Assignee: **TIANJIN QINGQUAN PET PRODUCTS CO., LTD.**, Tianjin (CN)

(**) Term: **15 Years**

(21) Appl. No.: **29/590,531**

(22) Filed: **Jan. 11, 2017**

(51) **LOC (11) Cl.** **30-99**

(52) **U.S. Cl.**
USPC **D30/160; D30/118**

(58) **Field of Classification Search**
USPC D30/160, 118; D6/361; 119/28.5,
119/702-711
CPC .. A01K 15/024; A01K 15/025; A01K 15/026;
A01K 1/035
See application file for complete search history.

(56) **References Cited**

U.S. PATENT DOCUMENTS

D249,567 S * 9/1978 Madi D30/118
D589,656 S * 3/2009 Toltzman D30/118

D627,113 S * 11/2010 Seliskar D30/160
D635,308 S * 3/2011 Northrop D30/160
D651,369 S * 12/2011 Seliskar D30/160
D652,182 S * 1/2012 Seliskar D30/118
D688,053 S * 8/2013 Chiu A01K 15/024
D688,054 S * 8/2013 Chiu D6/361
D704,394 S * 5/2014 Hamilton D30/160
D738,581 S * 9/2015 Elliott D30/160

* cited by examiner

Primary Examiner — Cathy Anne MacCormac

(74) *Attorney, Agent, or Firm* — Wayne & Ken, LLC;
Tony Hom

(57) **CLAIM**

The ornamental design for a cat scratcher, as shown and described.

DESCRIPTION

FIG. 1 is a top, front and left side perspective view showing my new design;

FIG. 2 is a front view thereof;

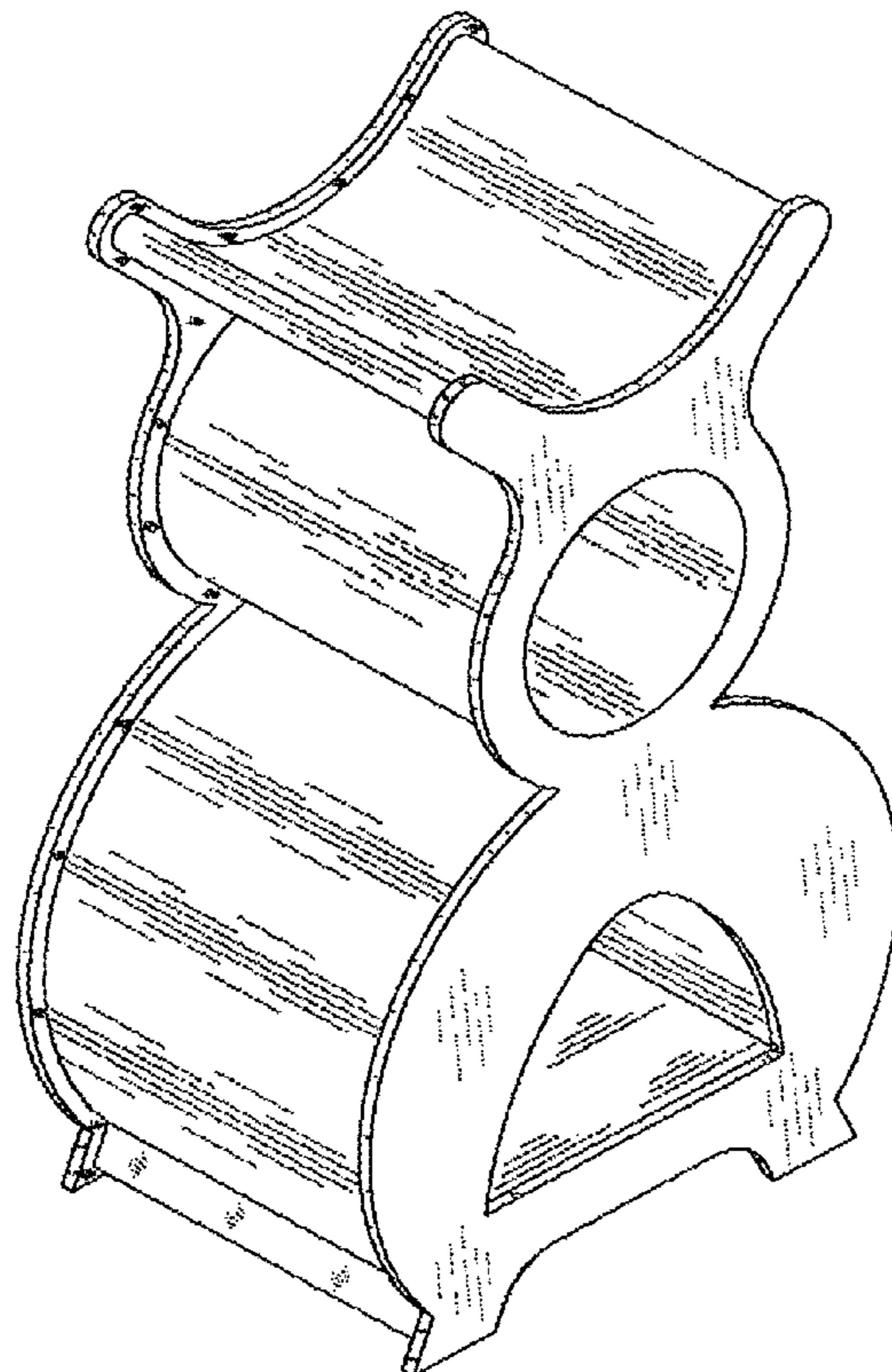
FIG. 3 is a left side view thereof; and,

FIG. 4 is a bottom plan view thereof.

The right side and rear views are not shown and are not claimed.

The broken lines depict environmental structure and form no part of the claimed design.

1 Claim, 4 Drawing Sheets



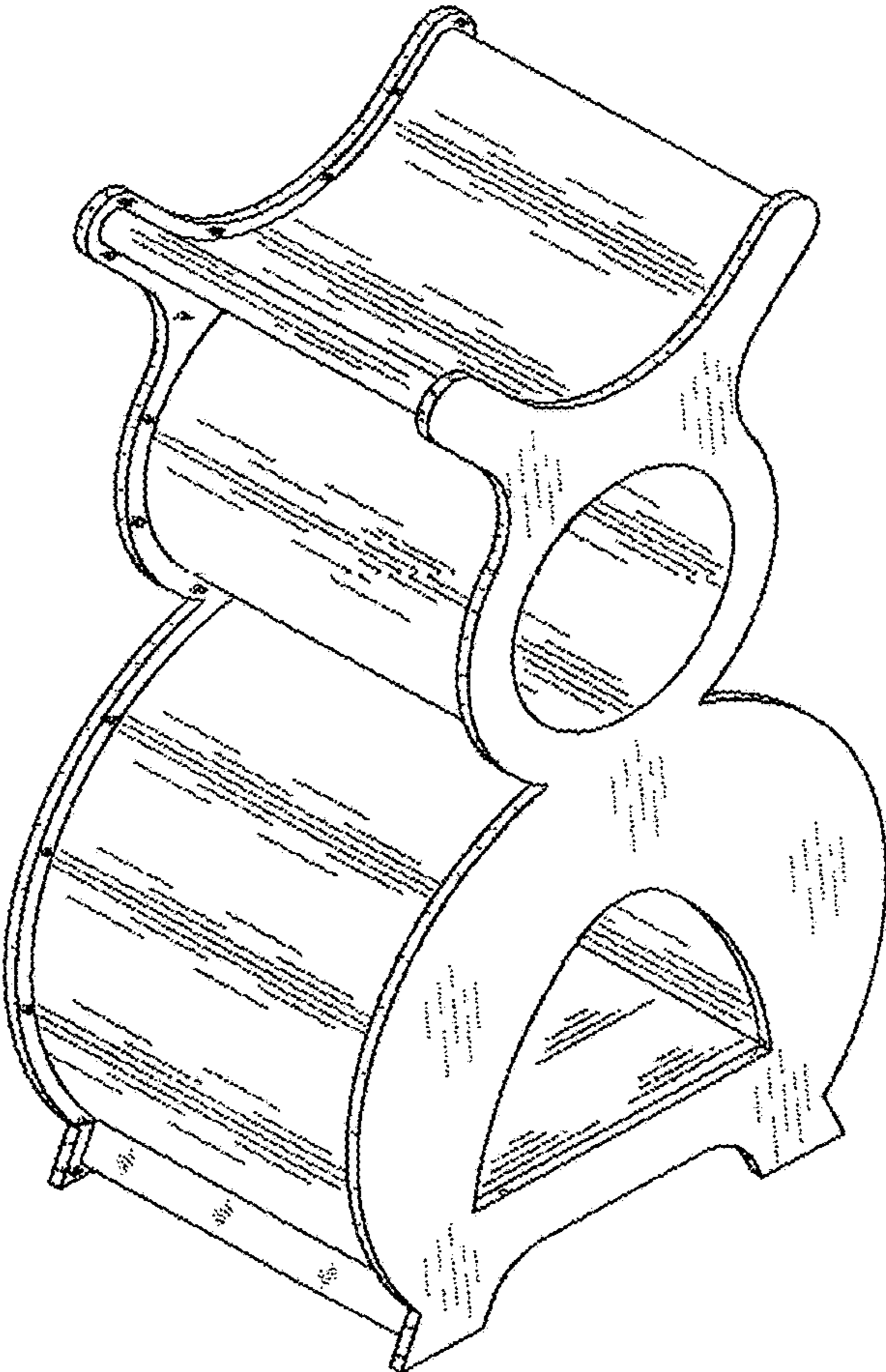


Fig. 1

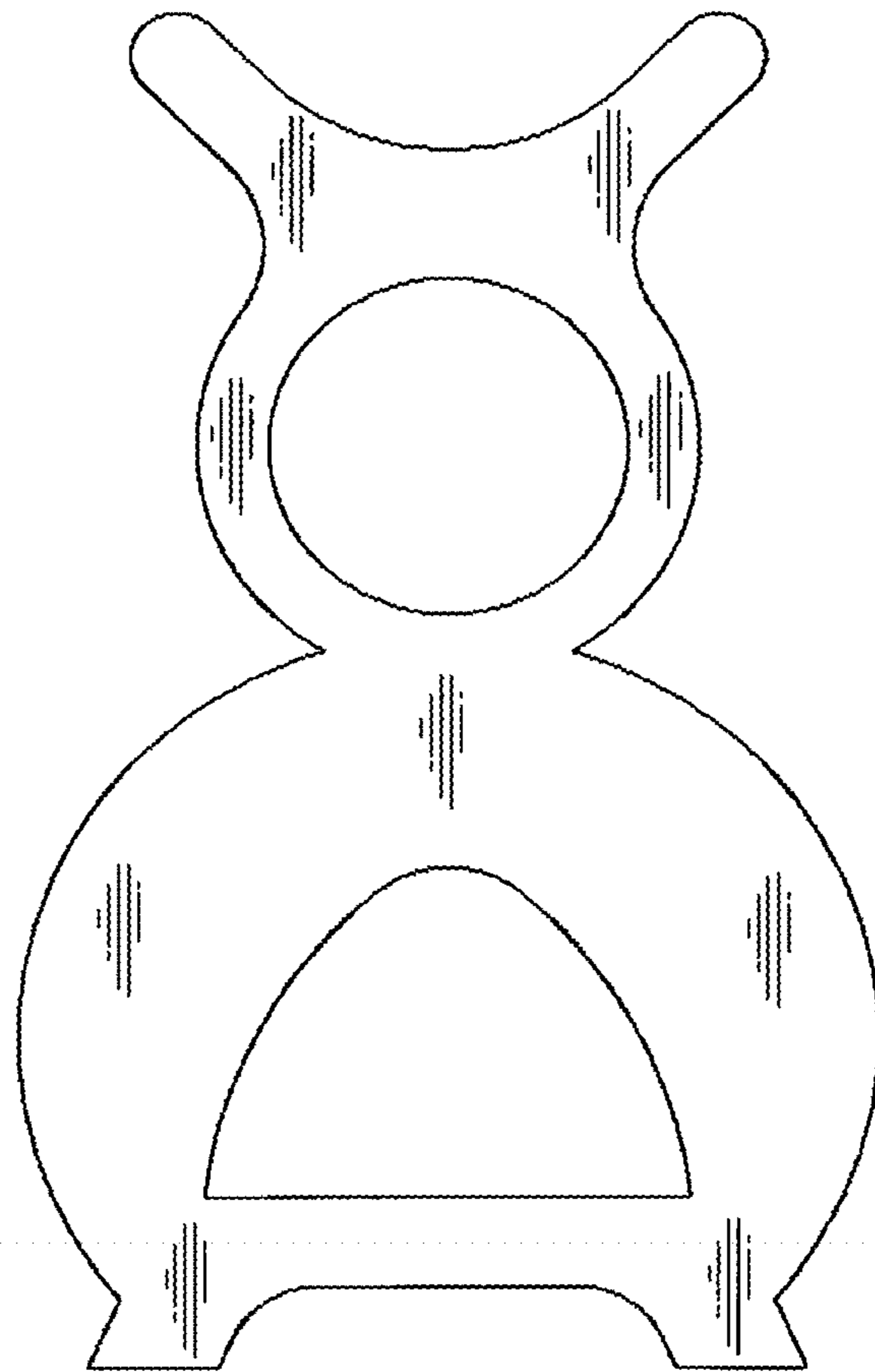


Fig. 2

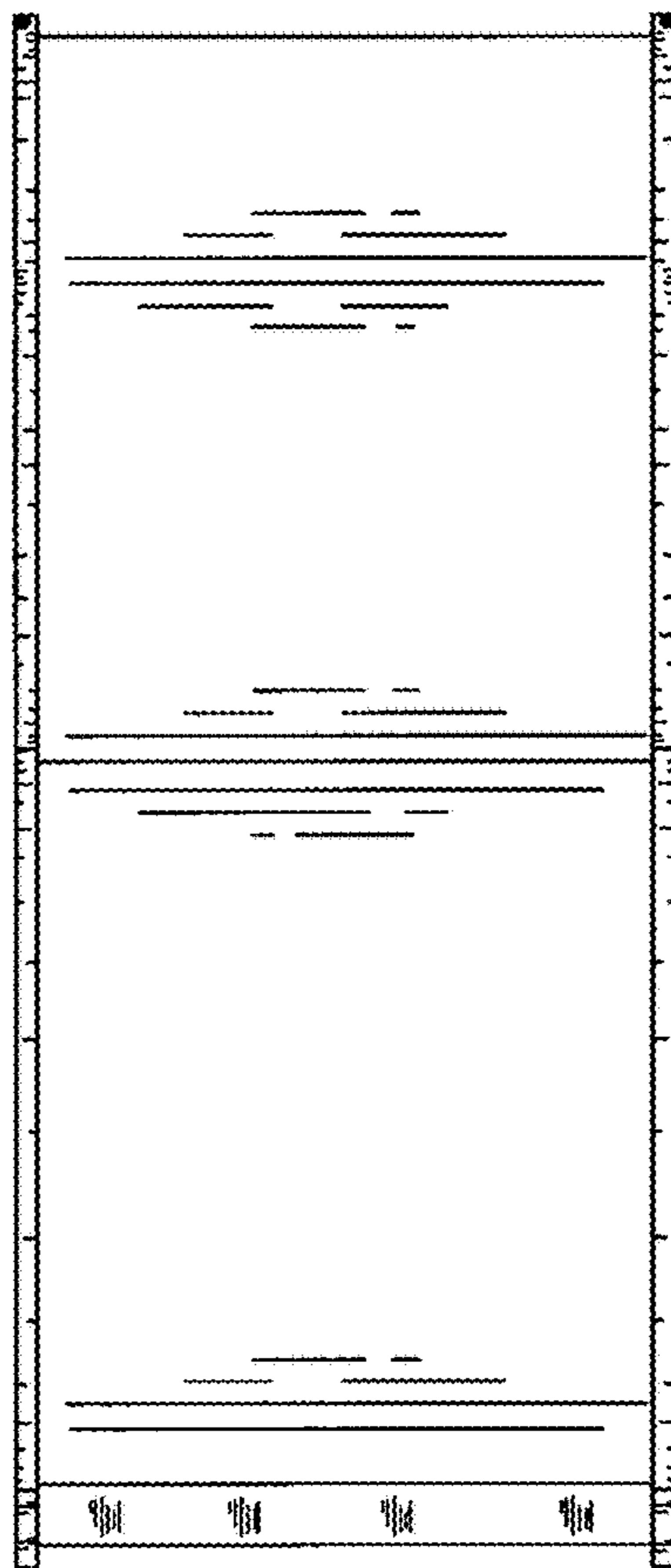


Fig. 3

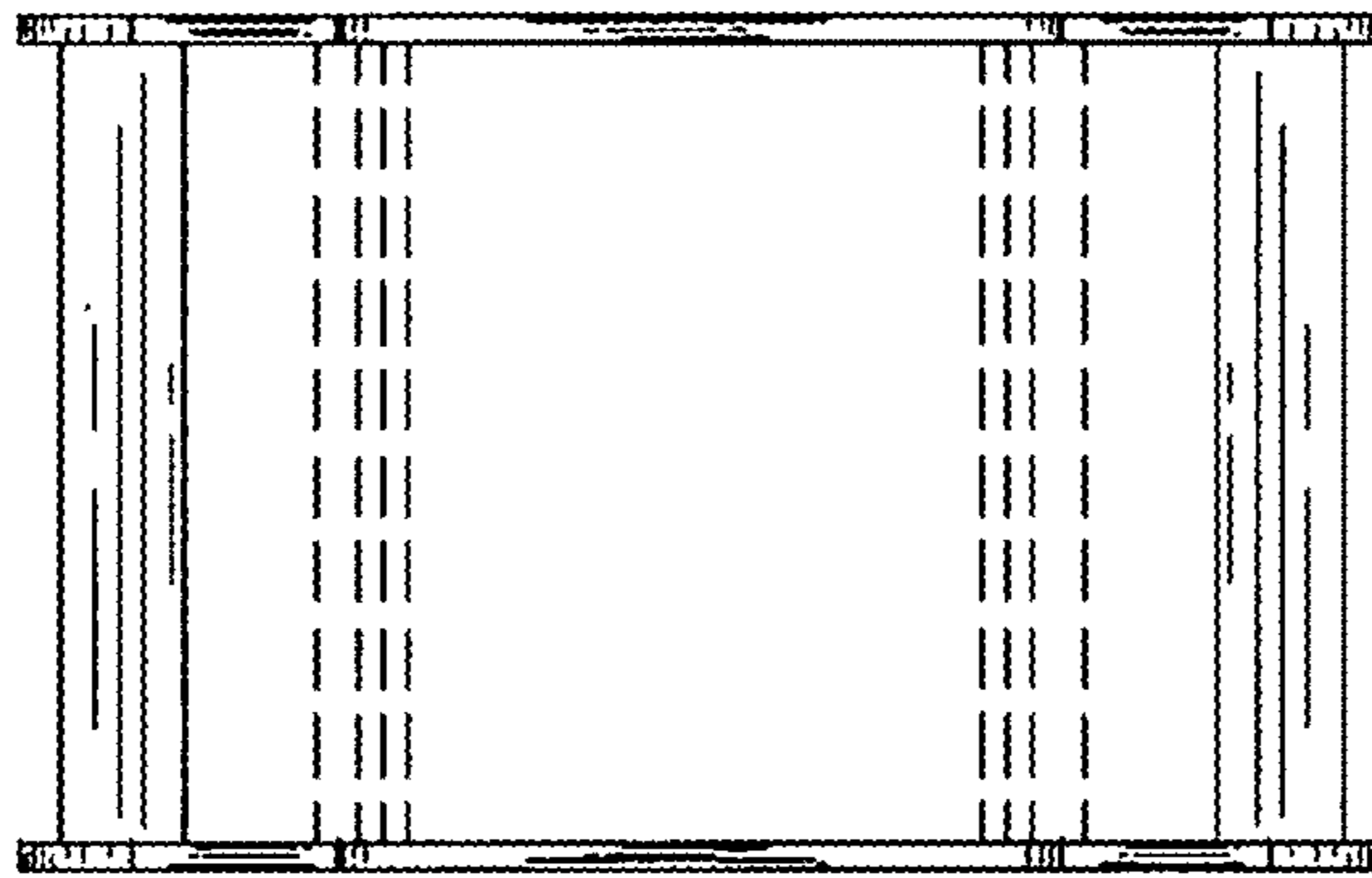


Fig. 4