



US00D836856S

(12) **United States Design Patent**
Zhang

(10) **Patent No.:** **US D836,856 S**

(45) **Date of Patent:** **** Dec. 25, 2018**

(54) **CAT SCRATCHER**

(71) Applicant: **TIANJIN QINGQUAN PET PRODUCTS CO., LTD.**, Tianjin (CN)

(72) Inventor: **Qinghai Zhang**, Tianjin (CN)

(73) Assignee: **TIANJIN QINGQUAN PET PRODUCTS CO., LTD.**, Tianjin (CN)

(**) Term: **15 Years**

(21) Appl. No.: **29/590,530**

(22) Filed: **Jan. 11, 2017**

(51) **LOC (11) Cl.** **30-99**

(52) **U.S. Cl.**
USPC **D30/160; D30/118**

(58) **Field of Classification Search**
USPC D30/160, 118; D6/361; 119/28.5,
119/702-711
CPC .. A01K 15/024; A01K 15/025; A01K 15/026;
A01K 1/035

See application file for complete search history.

(56) **References Cited**

U.S. PATENT DOCUMENTS

D249,567 S *	9/1978	Madi	D30/118
D589,656 S *	3/2009	Toltzman	D30/118
D627,113 S *	11/2010	Seliskar	D30/160
D635,308 S *	3/2011	Northrop	D30/160

D645,269 S *	9/2011	Vitale	D6/361
D651,369 S *	12/2011	Seliskar	D30/160
D652,182 S *	1/2012	Seliskar	A01K 15/024 D30/118
D688,053 S *	8/2013	Chiu	D6/361
D688,054 S *	8/2013	Chiu	D6/361
D704,394 S *	5/2014	Hamilton	D30/160

* cited by examiner

Primary Examiner — Cathy Anne MacCormac

(74) *Attorney, Agent, or Firm* — Wayne & Ken, LLC;
Tony Hom

(57) **CLAIM**

The ornamental design for a cat scratcher, as shown and described.

DESCRIPTION

FIG. 1 is a top, front and left side perspective view showing my new design;

FIG. 2 is a front view thereof;

FIG. 3 is a left side view thereof;

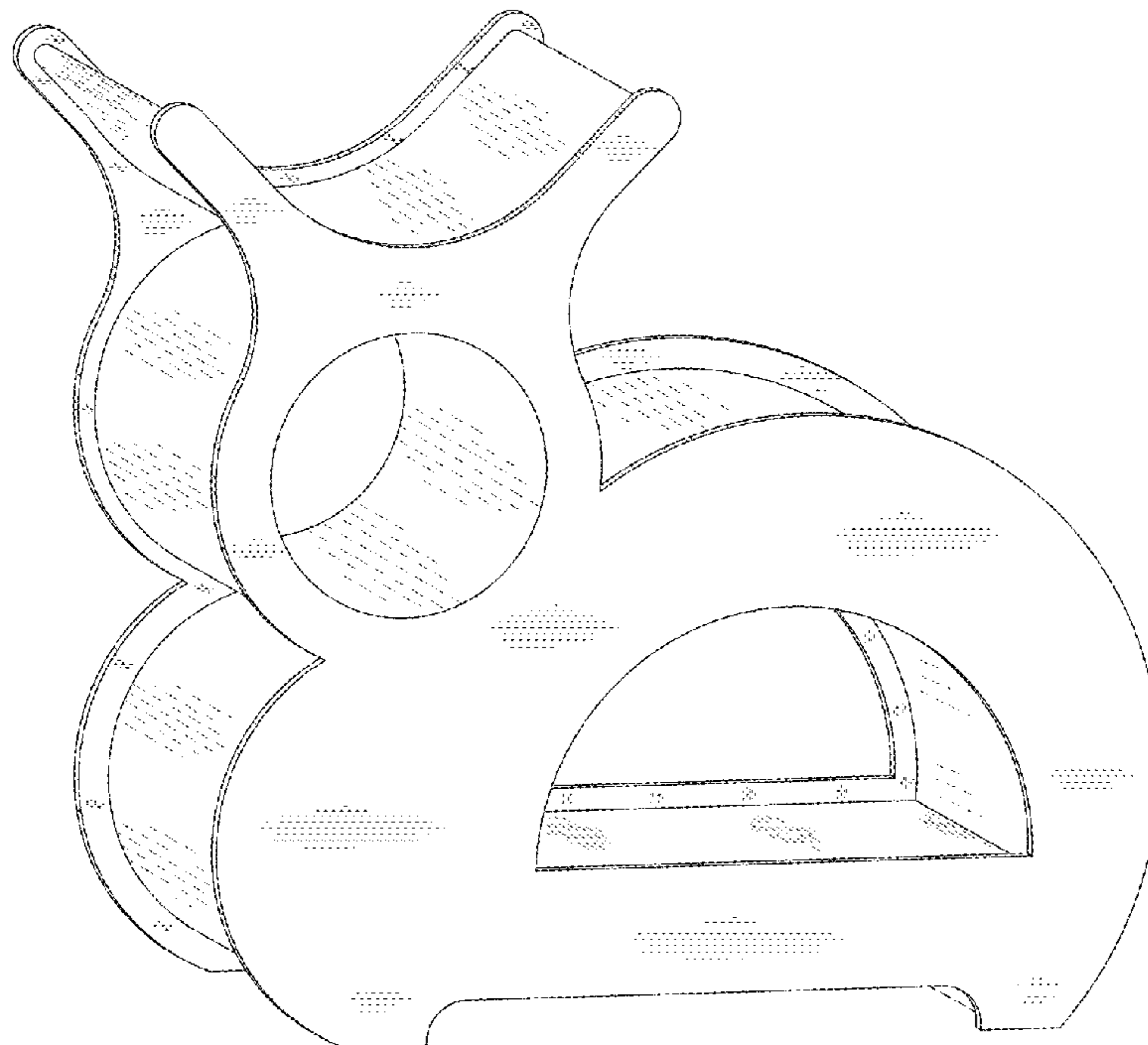
FIG. 4 is a right side view thereof; and,

FIG. 5 top plan view thereof.

The rear and bottom views are not shown and are not claimed.

The broken lines depict environmental subject matter and form no part of the claimed design.

1 Claim, 5 Drawing Sheets



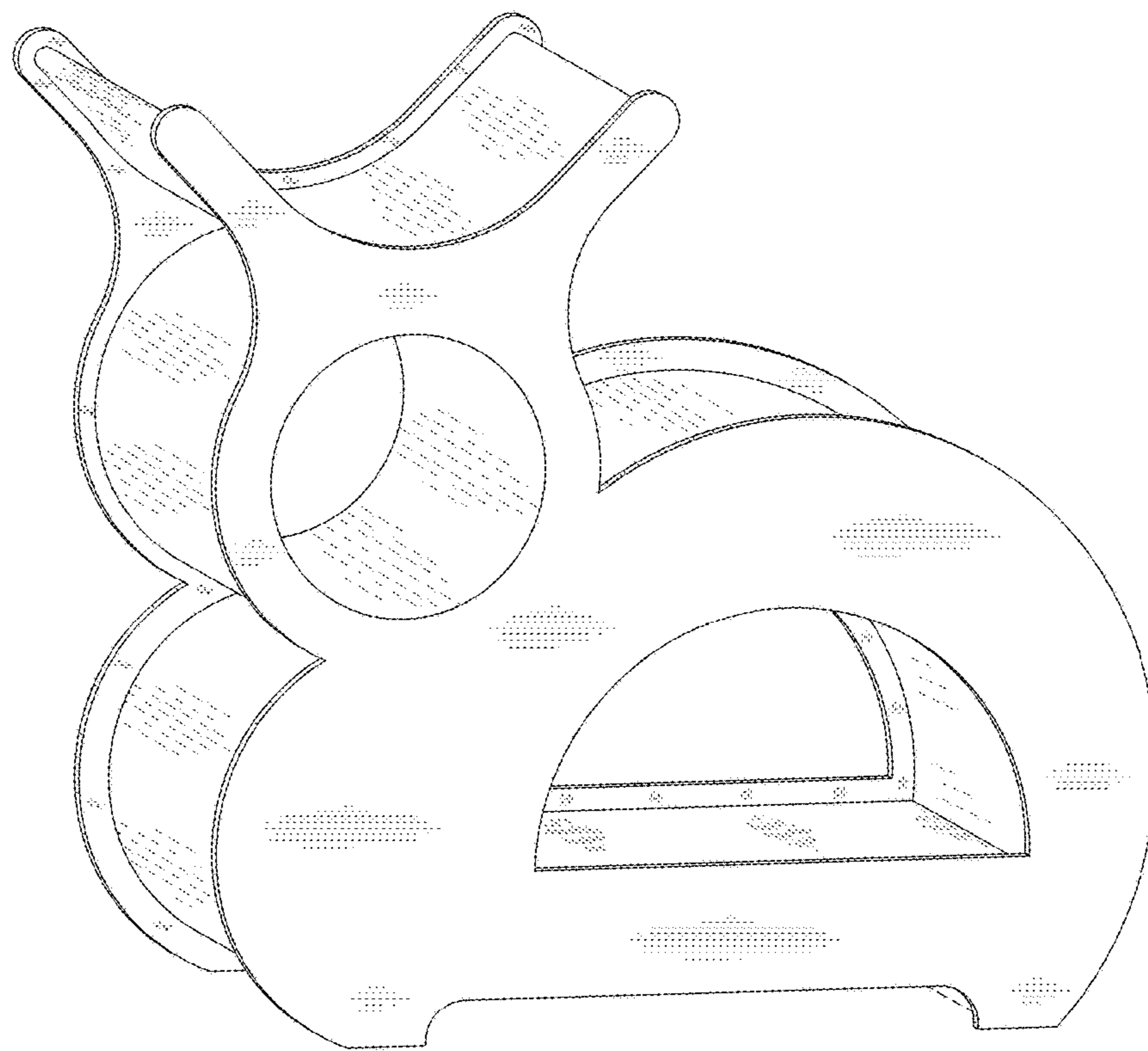


Fig. 1

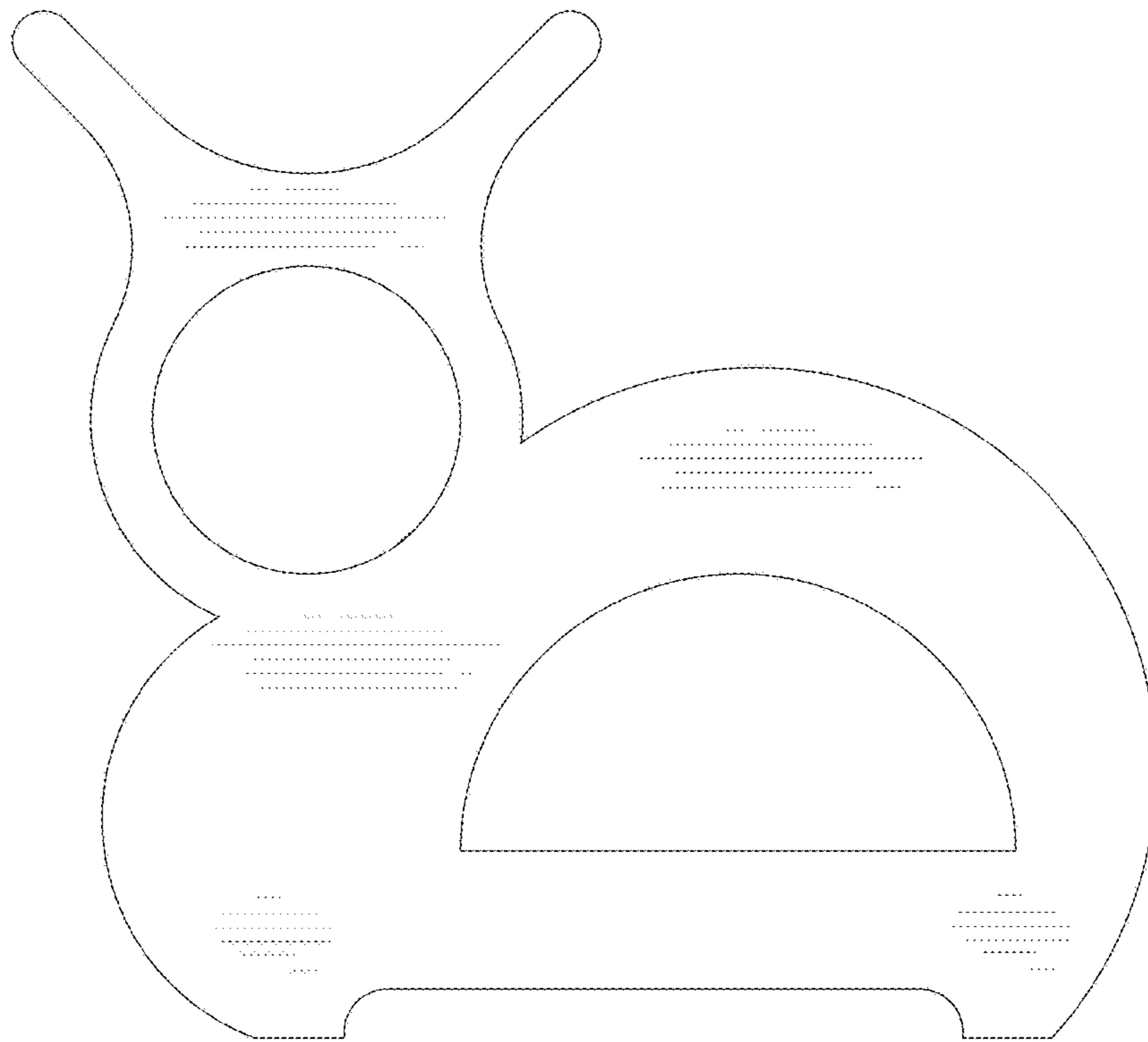


Fig. 2




Fig. 3




Fig. 4




Fig. 5