



US00D836854S

(12) **United States Design Patent** (10) **Patent No.:** **US D836,854 S**
Lanner (45) **Date of Patent:** **** Dec. 25, 2018**

(54) **MUZZLE**
(71) Applicant: **Bumas GmbH**, Pöttelsdorf (AT)
(72) Inventor: **Verena Lanner**, Purkersdorf (AT)
(73) Assignee: **BUMAS GMBH**, Pöttelsdorf (AT)
(**) Term: **15 Years**
(21) Appl. No.: **29/599,692**

5,218,929 A * 6/1993 Michunovich A01K 25/00
119/832
5,950,570 A * 9/1999 Dickerson A01K 25/00
119/792
7,690,332 B1 * 4/2010 Merbeth B68B 5/06
119/827
D791,416 S * 7/2017 Ainge D30/152
2011/0185981 A1 * 8/2011 Mitton A01K 25/00
119/832
2016/0235038 A1 * 8/2016 Sinko A01K 27/001
2016/0255815 A1 * 9/2016 Bess A01K 25/00
(Continued)

(22) Filed: **Apr. 5, 2017**

FOREIGN PATENT DOCUMENTS

(30) **Foreign Application Priority Data**

EM 002289819-0001 * 10/2016
EM 003405463-0003 * 10/2016
EM 003405463-0004 * 10/2016

Oct. 5, 2016 (EP) 003405463-0003

(51) **LOC (11) Cl.** **30-04**

(52) **U.S. Cl.**
USPC **D30/152**

(58) **Field of Classification Search**
USPC D30/119, 108, 114, 116, 120, 136, 137,
D30/138, 144, 145, 151, 152, 199;
D2/627; D3/215, 327; D29/101.1, 101.3,
D29/101.5; D24/190
CPC A01K 25/00; A01K 13/006; A01K 15/04;
A01K 47/00; A01K 47/02; A01K 47/04;
A01K 47/06

See application file for complete search history.

(56) **References Cited**

U.S. PATENT DOCUMENTS

67,016 A * 7/1867 Schultz A01K 25/00
119/832
545,207 A * 8/1895 Miller A01K 25/00
119/832
732,502 A * 6/1903 Banks A01K 25/00
119/831
1,068,971 A * 7/1913 Brauer A01K 25/00
119/832
2,658,478 A * 11/1953 Jones A01K 25/00
119/822

OTHER PUBLICATIONS

Lovely Pet Care, available for sale Mar. 8, 2016 [online], [retrieved Mar. 12, 2018], Available from Internet, URL: <<https://lovelypetcare.at/de/bumas-marillenknoedel-gr-0-12.html>>.*

(Continued)

Primary Examiner — Jeffrey D Asch
Assistant Examiner — Mary C Ramirez
(74) *Attorney, Agent, or Firm* — Henry M. Feiereisen;
Ursula B. Day

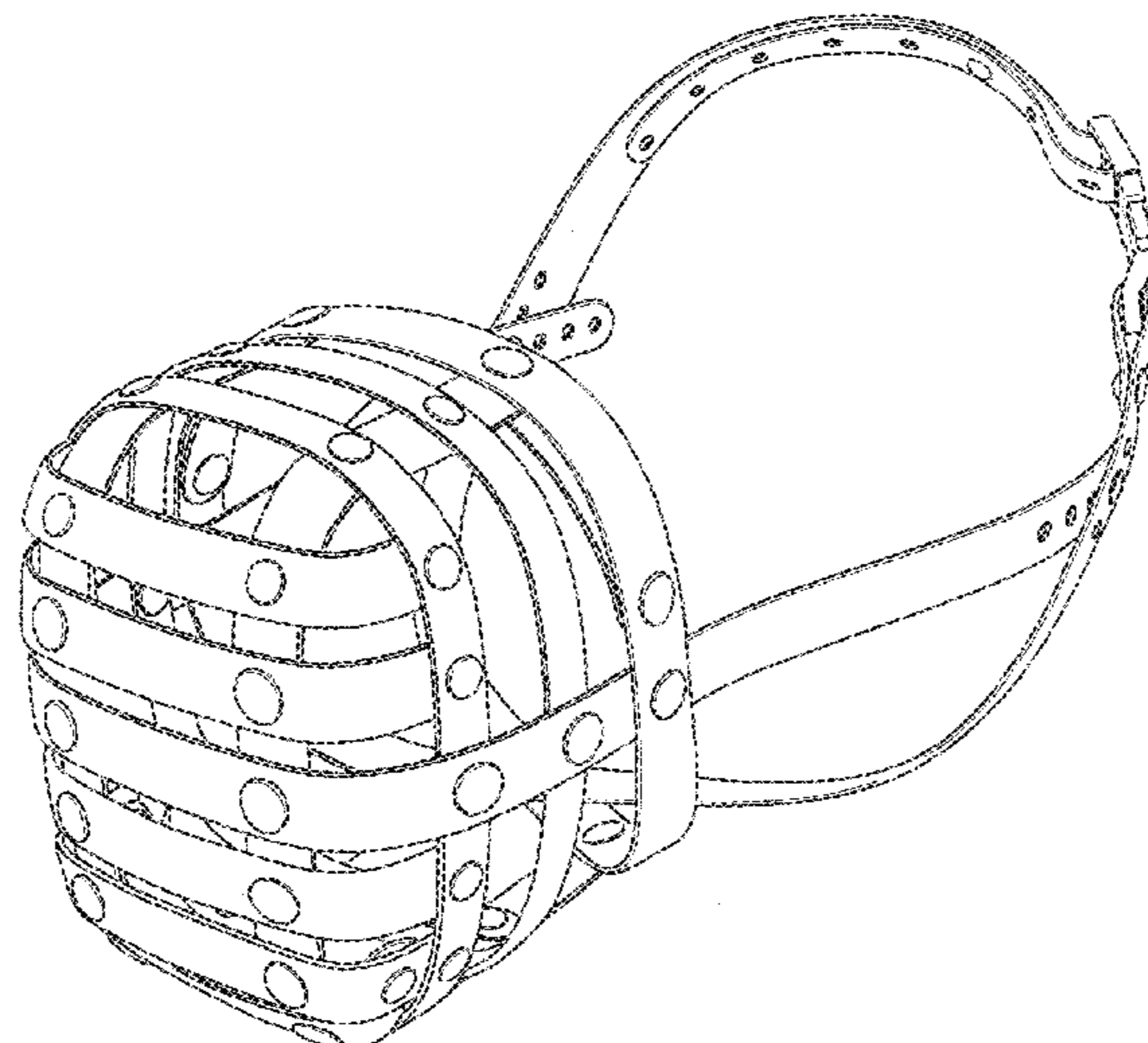
(57) **CLAIM**

The ornamental design for a muzzle, as shown and described.

DESCRIPTION

FIG. 1 is a front, right, perspective view of a muzzle showing the new design;
FIG. 2 is a front view thereof;
FIG. 3 is a top view thereof; and,
FIG. 4 is a bottom view thereof.

1 Claim, 4 Drawing Sheets



(56)

References Cited

U.S. PATENT DOCUMENTS

2016/0360732 A1* 12/2016 Lyons A01K 25/00
2017/0215383 A1* 8/2017 Moffat A01K 13/006
2017/0311571 A1* 11/2017 Lewsley A01K 25/00

OTHER PUBLICATIONS

Bumas Examples, published Mar. 1, 2015 [online], [retrieved visited Mar. 10, 2018], Available from Internet, URL: <[https:// www.youtube.com/watch?v=KF1fvWHi4sw](https://www.youtube.com/watch?v=KF1fvWHi4sw)> at approximately 1:29.*

* cited by examiner

FIG. 1

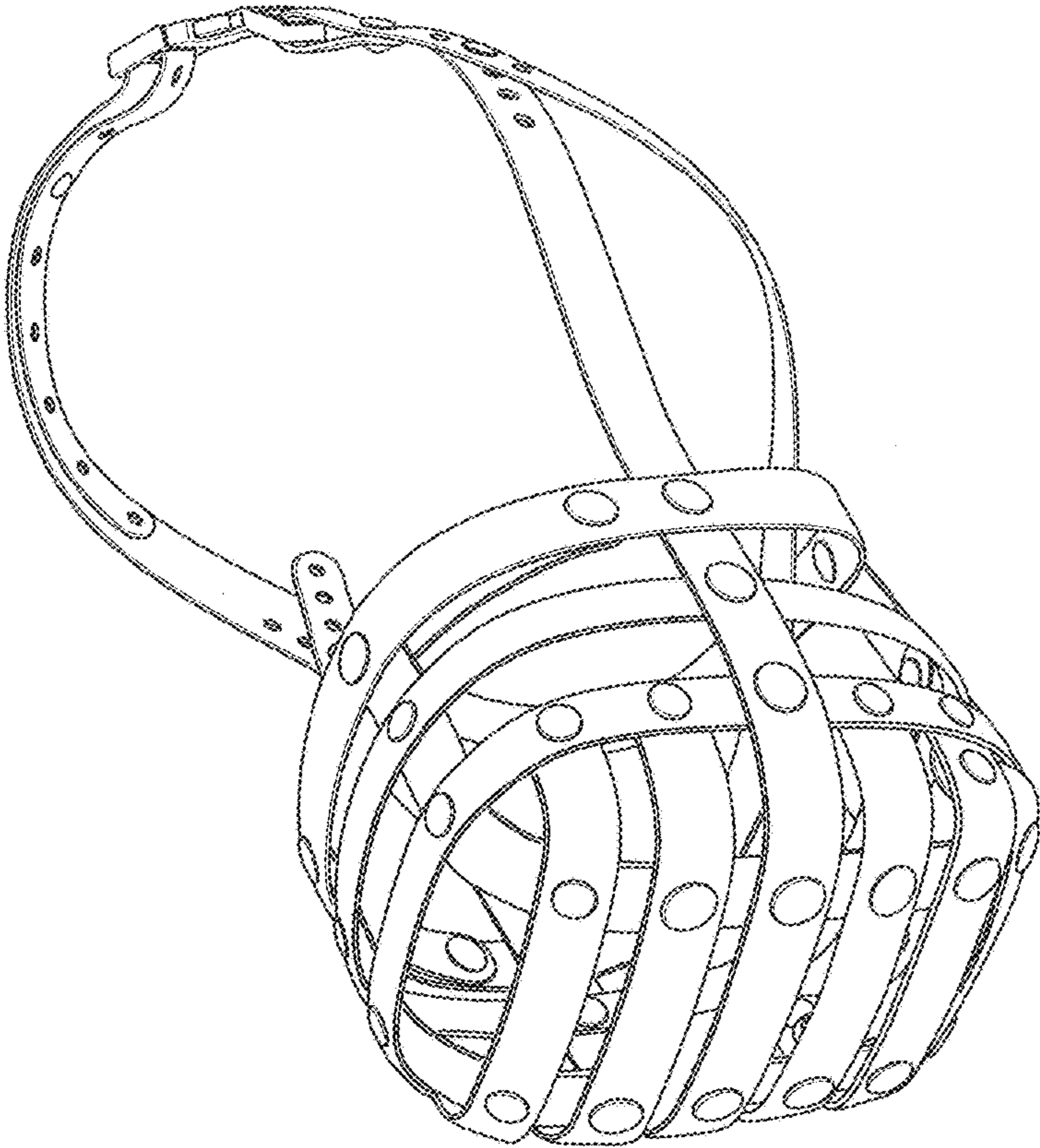


FIG. 2

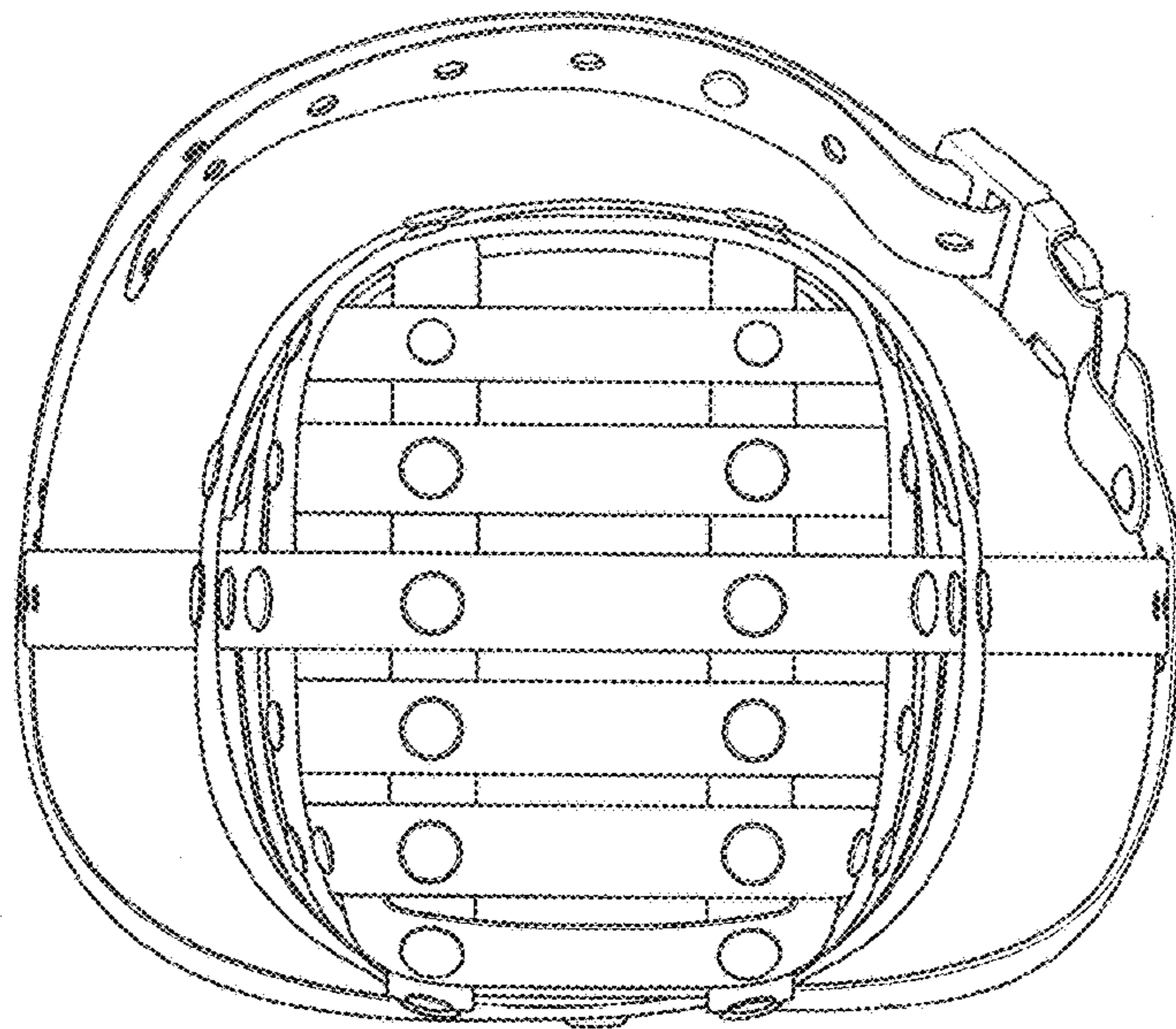


FIG. 3

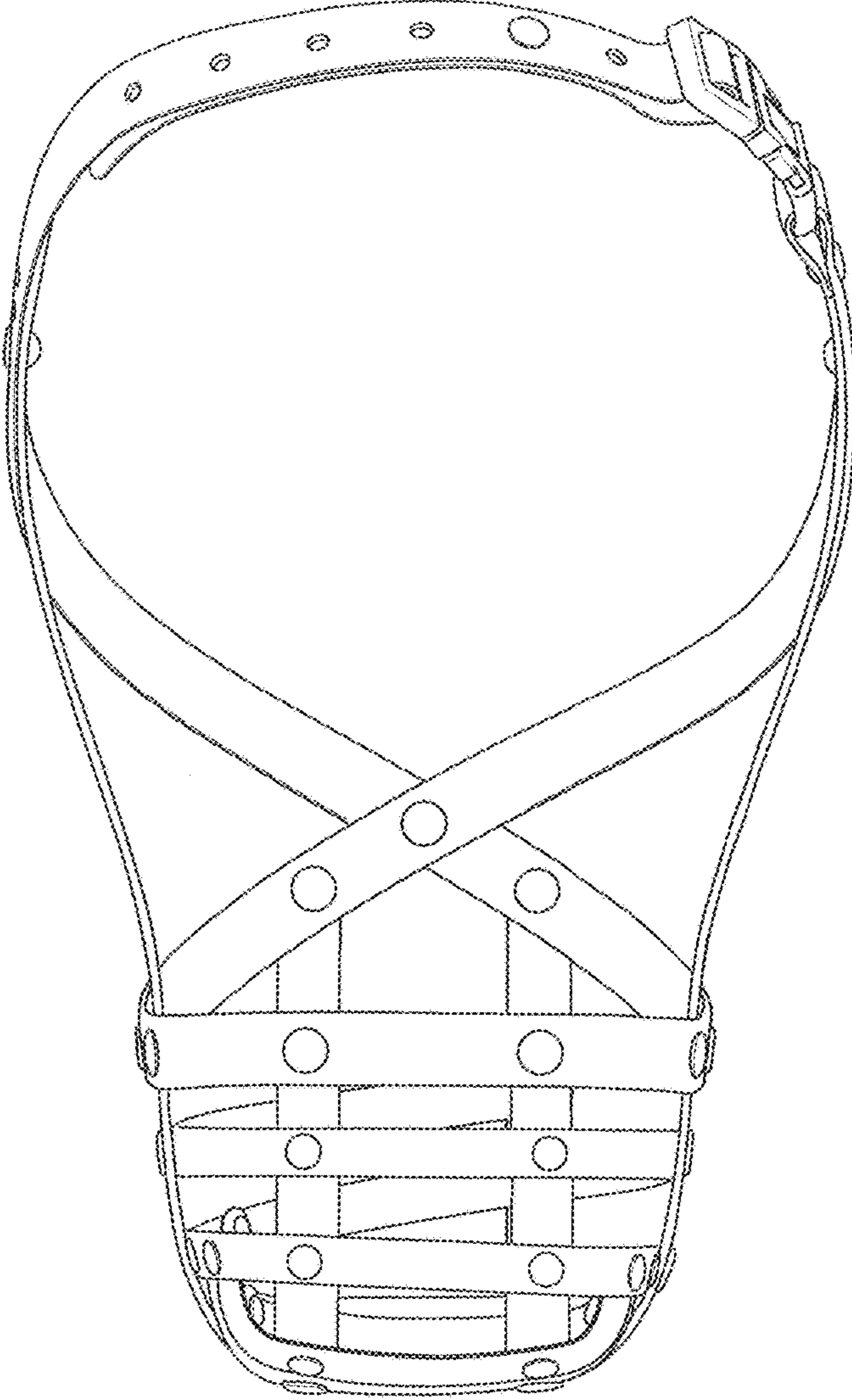


FIG. 4

