



US00D836849S

(12) **United States Design Patent**  
**Romaya**

(10) **Patent No.:** **US D836,849 S**

(45) **Date of Patent:** **\*\* Dec. 25, 2018**

(54) **PET BED**

(71) Applicant: **Marcella Romaya**, San Diego, CA  
(US)

(72) Inventor: **Marcella Romaya**, San Diego, CA  
(US)

(\*\*) Term: **15 Years**

(21) Appl. No.: **29/641,309**

(22) Filed: **Mar. 21, 2018**

(51) **LOC (11) Cl.** ..... **30-06**

(52) **U.S. Cl.**  
USPC ..... **D30/118**

(58) **Field of Classification Search**  
USPC ..... D30/118; D6/595-596, 601, 604, 715.2;  
D21/803, 809  
CPC .. A01K 1/0272; A01K 1/0281; A01K 1/0353;  
A47G 9/06  
See application file for complete search history.

(56) **References Cited**

U.S. PATENT DOCUMENTS

2,032,248 A	2/1936	Bins	
2,775,222 A	12/1956	Kruck	
D260,301 S	8/1981	O'Conner	
4,563,785 A *	1/1986	Samelson	..... A47G 9/10 D6/596
D317,994 S	7/1991	Collins	
5,197,411 A	3/1993	Schwarzenbart	
5,226,384 A	7/1993	Jordan	
D338,110 S	8/1993	Peay	
5,588,393 A	12/1996	Heiborn	
D381,234 S	7/1997	Lupoff	
5,899,160 A *	5/1999	Hoag	..... D04D 7/04 112/103
D416,160 S	11/1999	Garcia	
D433,543 S	11/2000	Fiore et al.	
D436,281 S	1/2001	Thompson	
D441,146 S	4/2001	Passmore	
6,591,778 B1	7/2003	Alderman	

7,373,900 B2 5/2008 Duncan  
D593,351 S 6/2009 Song  
D661,844 S 6/2012 Song  
D664,303 S 7/2012 Chauncey  
D666,046 S 8/2012 Xiong  
(Continued)

OTHER PUBLICATIONS

Homemade Pet beds—ThriftyFun. Date: Apr. 19, 2017 URL Link:  
<https://goo.gl/images/gU0W6A>.

(Continued)

*Primary Examiner* — Cathy Anne MacCormac  
(74) *Attorney, Agent, or Firm* — S&L US IP Attorneys,  
P.C.; Timothy Marc Shropshire; Eric Brandon Lovell

(57) **CLAIM**

The ornamental design for a pet bed, as shown and described.

**DESCRIPTION**

FIG. 1 is a top perspective view of a pet bed showing my new design;  
FIG. 2 is a top plan view thereof;  
FIG. 3 is a left-side elevational view thereof;  
FIG. 4 is a rear elevational view thereof;  
FIG. 5 is a right-side elevational view thereof;  
FIG. 6 is a front elevational view thereof;  
FIG. 7 is a bottom plan view thereof;  
FIG. 8 is a top perspective view thereof, showing the fabric lifted in an alternate position; and,  
FIG. 9 is a top perspective sectional view taken on line 9-9 on FIG. 1.

The evenly spaced broken lines shown in the figures represent stitching and form part of the claimed design. The dash-dot broken lines shown in the figures represent environmental subject matter and form no part of the claimed design.

**1 Claim, 4 Drawing Sheets**

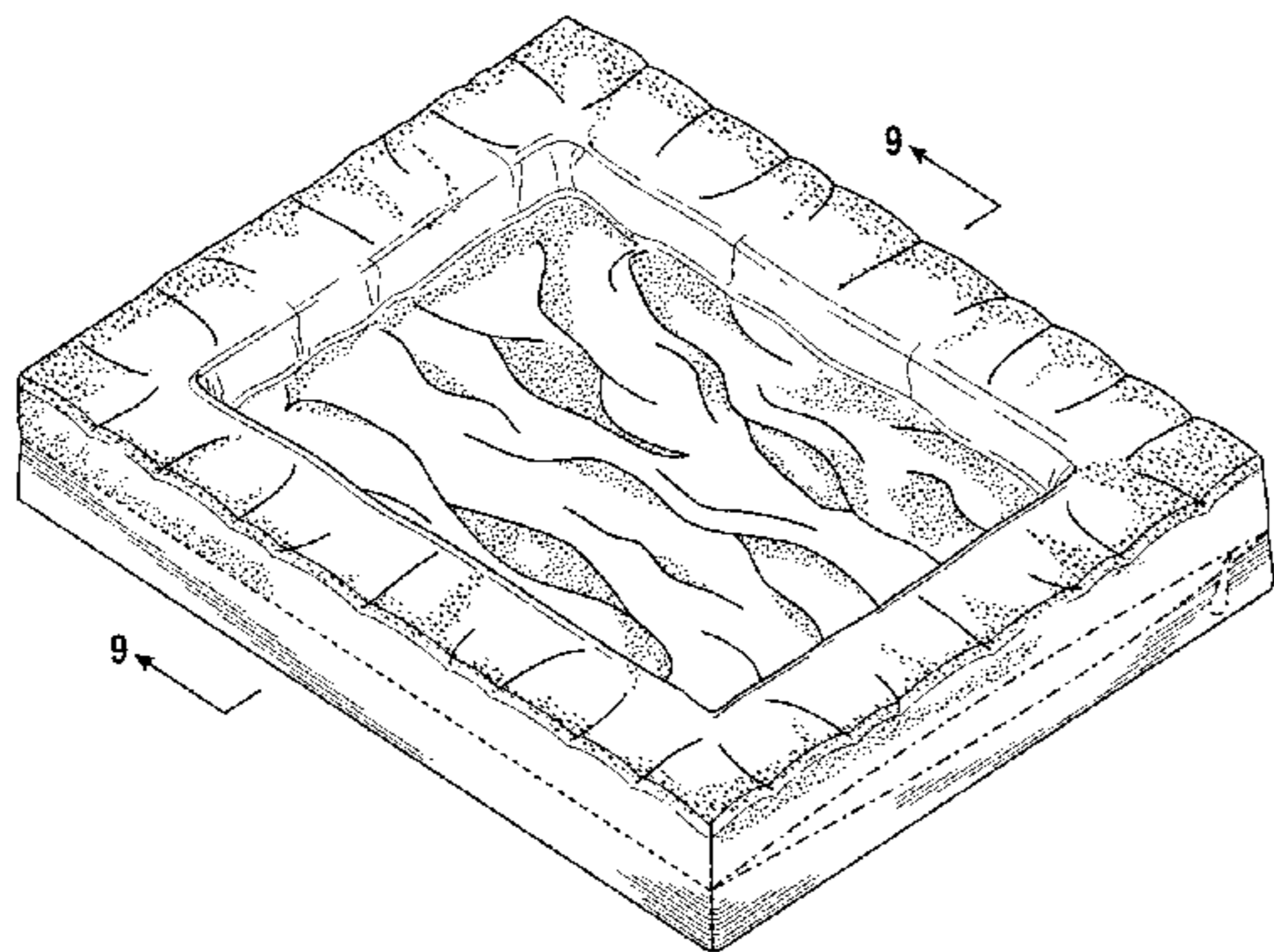
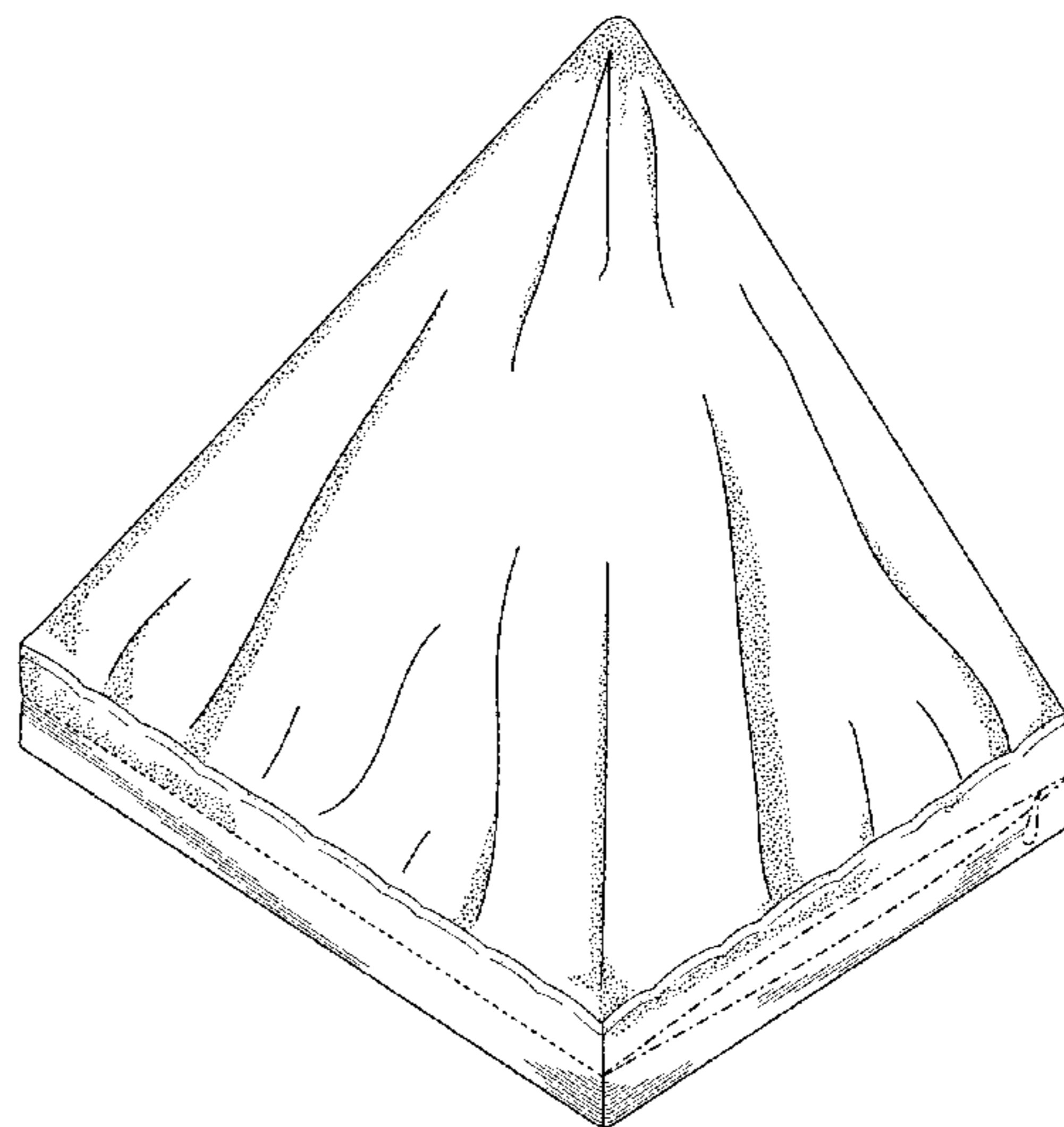


FIG. 1



(56)

**References Cited**

## U.S. PATENT DOCUMENTS

D674,644	S	1/2013	Stewart	
D679,870	S	4/2013	Williams	
D717,503	S	11/2014	Diskin	
D725,847	S	3/2015	Coulter	
D741,976	S	* 10/2015	Lagier .....	D21/803
D759,904	S	6/2016	Cantwell et al.	
2006/0060147	A1	3/2006	Appelhans	
2008/0127897	A1	6/2008	Flannery	
2015/0090190	A1	4/2015	Diskin	
2016/0021846	A1	1/2016	Bigott	
2016/0309678	A1	10/2016	Garnet	

## OTHER PUBLICATIONS

20 Perfect Diy Dog Beds Ideas for Your Furry Friend. Date: Apr. 19, 2017 URL Link: <https://goo.gl/images/1sSjp1>.

“MidWest Quiet Time Delux Micro Terry Pet Bed & Crate Mat” posted on 02/23/201 [online], [retrieved Feb. 26, 2018]. Retrieved from Internet [https://www.chewy.com/midwest-quiet-time-deluxe-micro-terry/product-reviews/102260?reviewSort=NEWEST&reviewFilter=ALL\\_STARS&pageNumber=1](https://www.chewy.com/midwest-quiet-time-deluxe-micro-terry/product-reviews/102260?reviewSort=NEWEST&reviewFilter=ALL_STARS&pageNumber=1).

“Trax Mesh Training Tray” posted on Jan. 25, 2017 [online]. [retrieved on 02/26/018]. Retrieved from Internet. [https://www.chewy.com/ricelle-paw-trax-mesh-training-tray/product-reviews/136876?reviewSort=NEWEST&reviewFilter=ALL\\_STARS&pageNumber=1](https://www.chewy.com/ricelle-paw-trax-mesh-training-tray/product-reviews/136876?reviewSort=NEWEST&reviewFilter=ALL_STARS&pageNumber=1).

\* cited by examiner

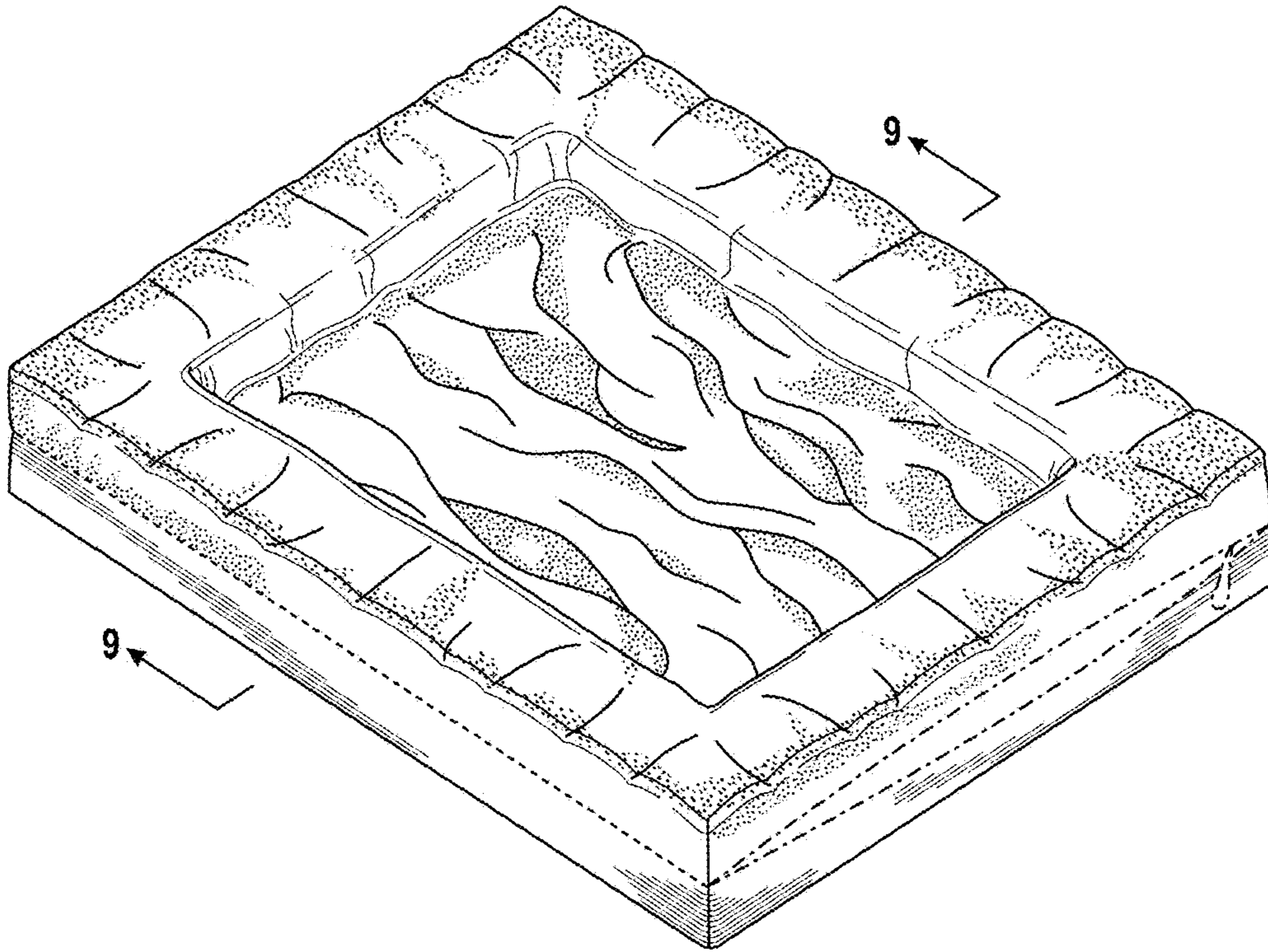


FIG. 1

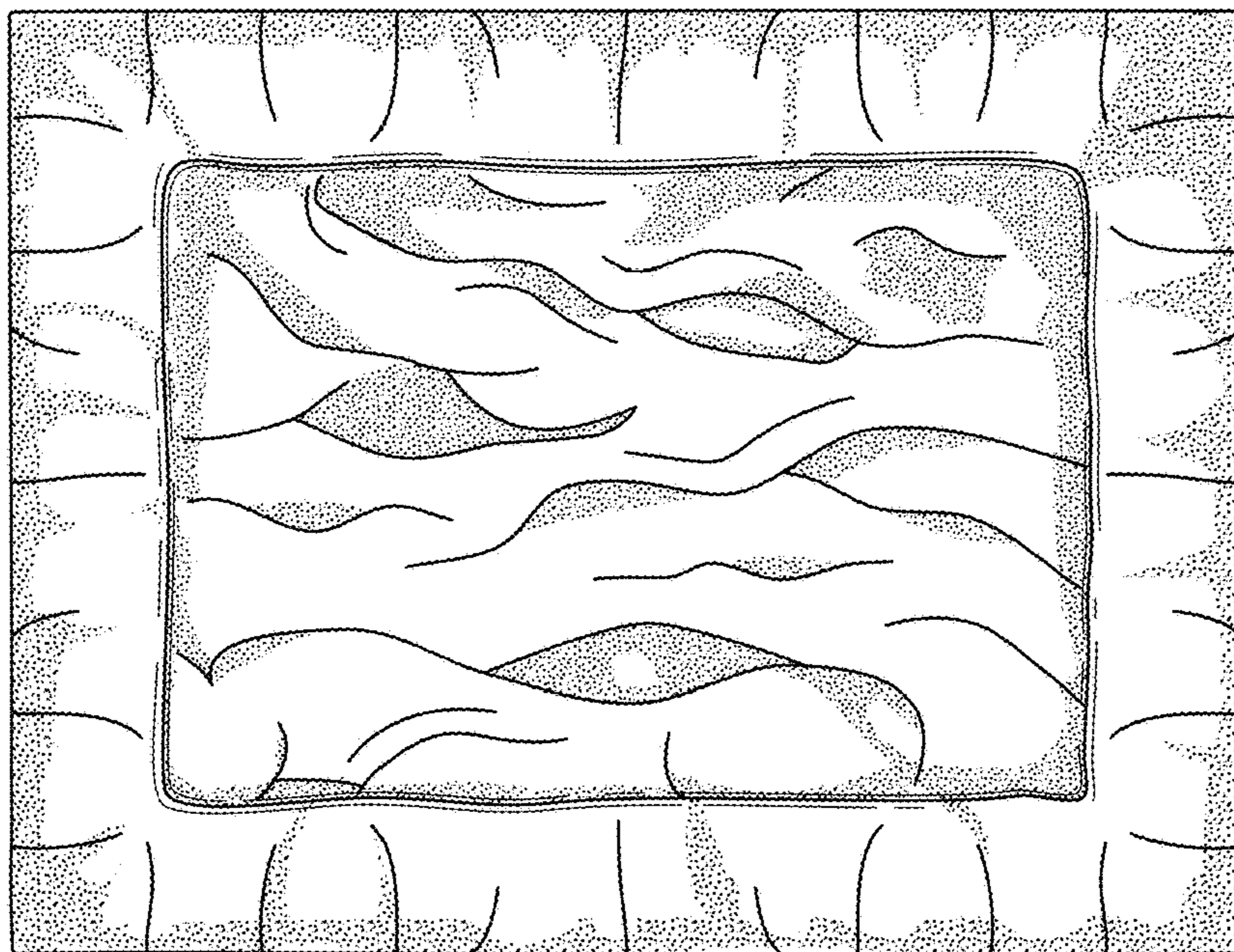


FIG. 2

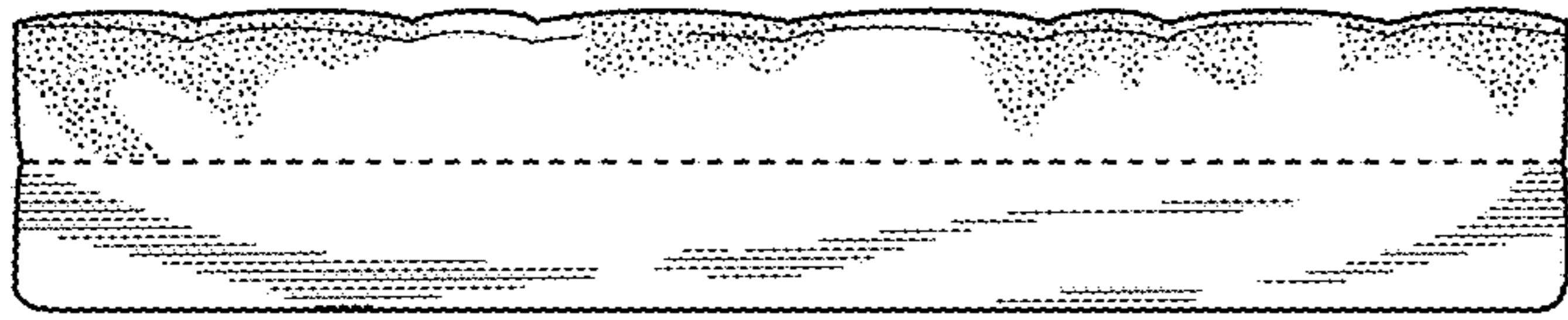


FIG. 3

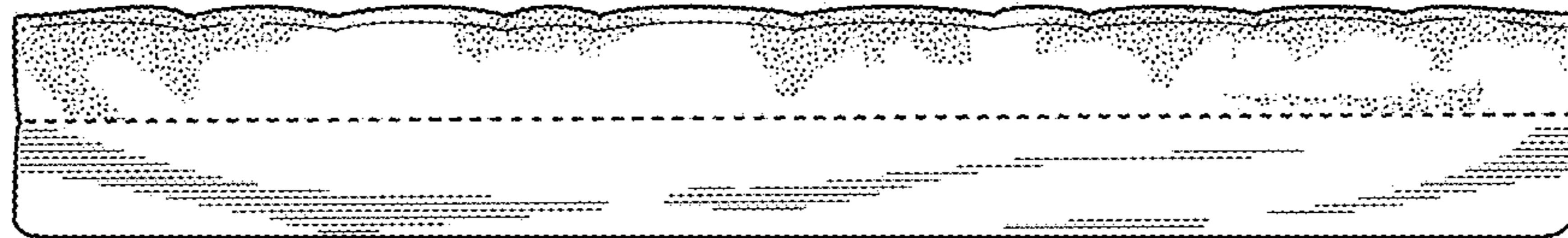


FIG. 4




FIG. 5

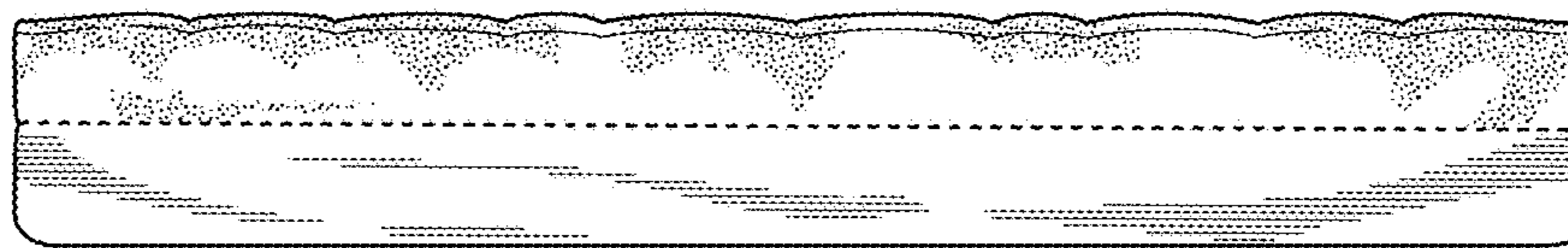


FIG. 6




FIG. 7

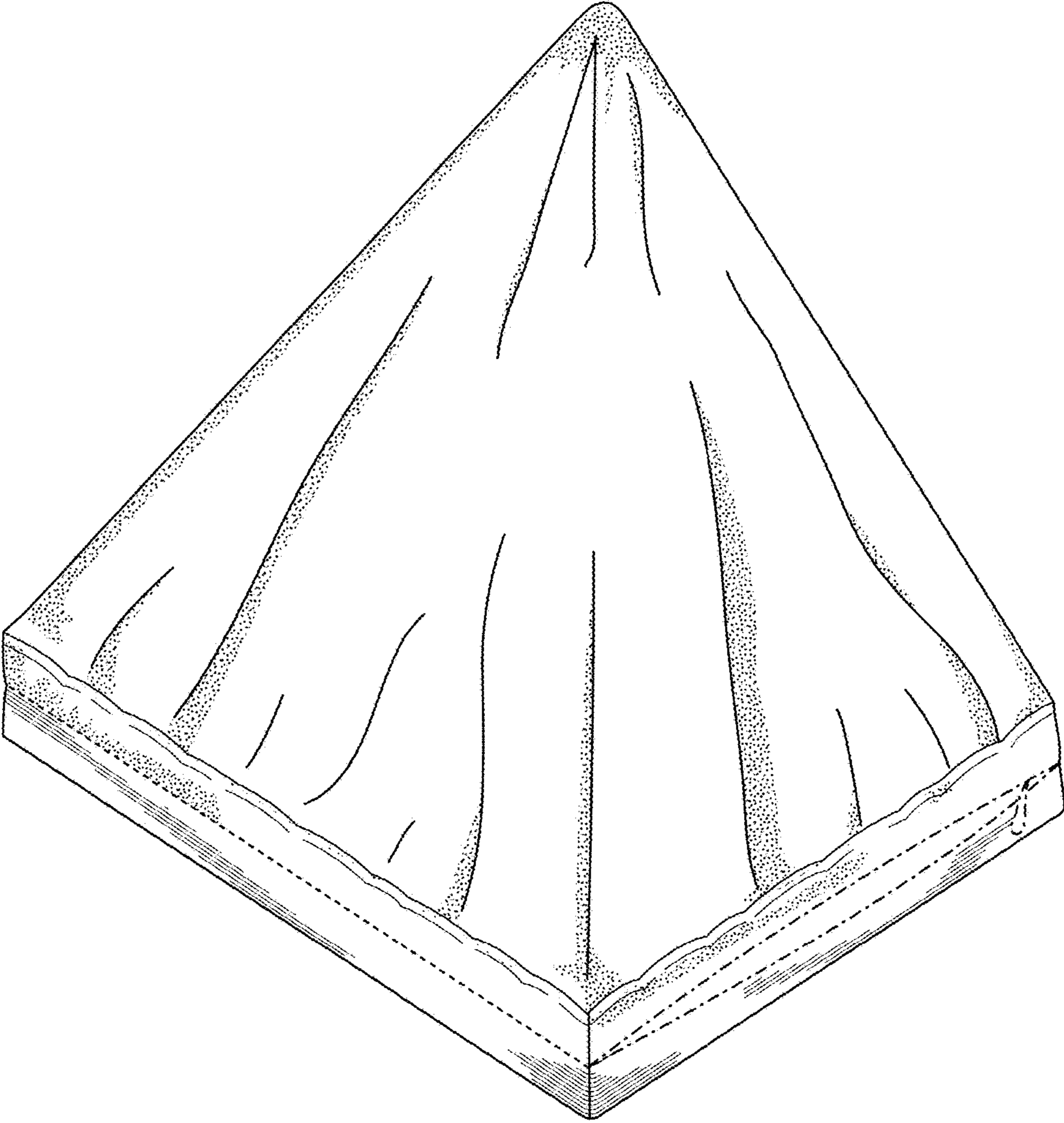


FIG. 8

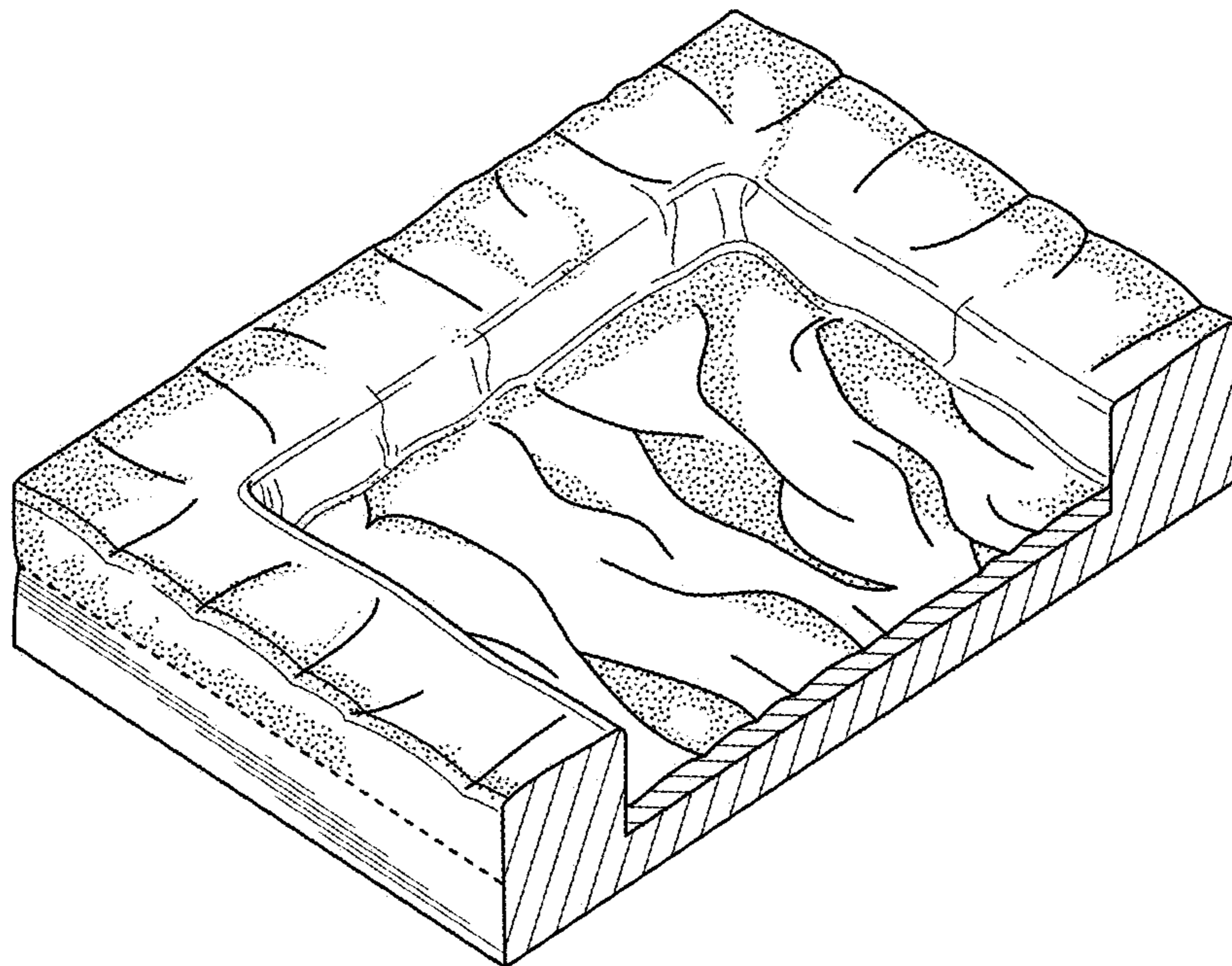


FIG. 9