



US00D836848S

(12) **United States Design Patent** (10) **Patent No.:** **US D836,848 S**  
**Broten et al.** (45) **Date of Patent:** **\*\* Dec. 25, 2018**

(54) **PET MAT**  
(71) Applicant: **Worldwise, Inc.**, Novato, CA (US)  
(72) Inventors: **Blaire Broten**, San Rafael, CA (US);  
**Regina Chern**, Danville, CA (US)  
(73) Assignee: **Worldwise, Inc.**, Novato, CA (US)  
(\*\*) Term: **15 Years**  
(21) Appl. No.: **29/602,456**  
(22) Filed: **May 1, 2017**  
(51) **LOC (11) Cl.** ..... **30-01**  
(52) **U.S. Cl.**  
USPC ..... **D30/118**  
(58) **Field of Classification Search**  
USPC ..... D30/108, 117, 118, 161; D6/301, 333,  
D6/339, 361, 390, 349, 381, 382, 597,  
D6/601, 604, 605, 611; D3/213-216,  
D3/226, 232, 321; D21/339, 520;  
119/28.5, 174; 5/93.1, 424, 636, 655  
CPC ..... A01K 1/0353; A01K 1/035; A01K 1/034;  
A01K 1/03; A47D 1/00; A47D 1/002  
See application file for complete search history.

D691,828 S \* 10/2013 Rosenberg ..... D6/601  
D774,709 S \* 12/2016 Kellogg ..... D30/160  
2014/0373792 A1\* 12/2014 Gallo ..... A01K 1/0353  
119/416

**OTHER PUBLICATIONS**

“ProSource Acupressure Mat and Pillow” posted on Jan. 3, 2014 [online], [retrieved Feb. 26, 2018]. Retrived from internet: [https://www.amazon.com/ProSource-Acupressure-Pillow-Relief-Relaxation/product-reviews/B00I1QCPCG/ref=cm\\_cr\\_getr\\_d\\_paging\\_btm\\_138?ie=UTF8&reviewerType=all\\_reviews&sortBy=recent&pageNumber=138](https://www.amazon.com/ProSource-Acupressure-Pillow-Relief-Relaxation/product-reviews/B00I1QCPCG/ref=cm_cr_getr_d_paging_btm_138?ie=UTF8&reviewerType=all_reviews&sortBy=recent&pageNumber=138).\*

\* cited by examiner

*Primary Examiner* — Barbara Fox  
*Assistant Examiner* — Mehri F Bajoul  
(74) *Attorney, Agent, or Firm* — Bay Area Technology Law Group PC

(57) **CLAIM**

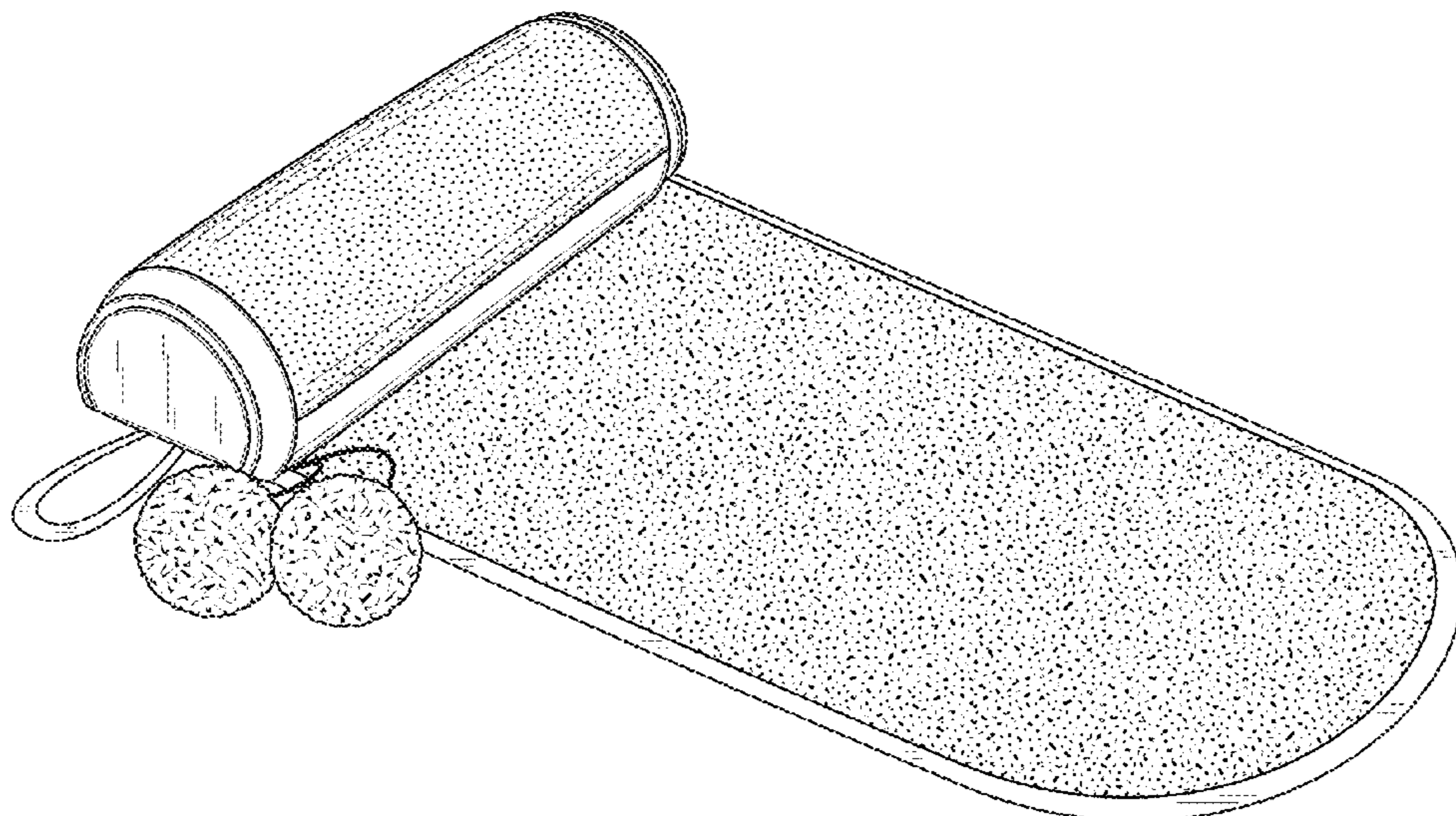
The ornamental design for a pet mat, as shown and described.

**DESCRIPTION**

FIG. 1 is a perspective view of a pet mat showing our new design;  
FIG. 2 is a left side view of FIG. 1;  
FIG. 3 is a right side view of FIG. 1;  
FIG. 4 is a front view of FIG. 1;  
FIG. 5 is a back view of FIG. 1;  
FIG. 6 is a top view of FIG. 1; and,  
FIG. 7 is a bottom view of FIG. 1.  
The broken lines appearing in FIG. 7 represent stitching and are thus part of the claimed invention.

**1 Claim, 2 Drawing Sheets**

(56) **References Cited**  
U.S. PATENT DOCUMENTS  
D347,092 S \* 5/1994 Ravel ..... D30/118  
D349,625 S \* 8/1994 daPalma ..... D6/596  
D391,109 S \* 2/1998 Miller ..... D6/596  
D406,473 S \* 3/1999 Lin ..... D6/361  
D508,615 S \* 8/2005 Natuzzi ..... D6/361  
D562,022 S \* 2/2008 Hackethal ..... D6/381  
D571,594 S \* 6/2008 Klepy ..... D6/595  
D615,710 S \* 5/2010 Zine ..... D30/118  
D621,105 S \* 8/2010 Askinasi ..... D30/161  
D652,239 S \* 1/2012 Governale ..... D6/601





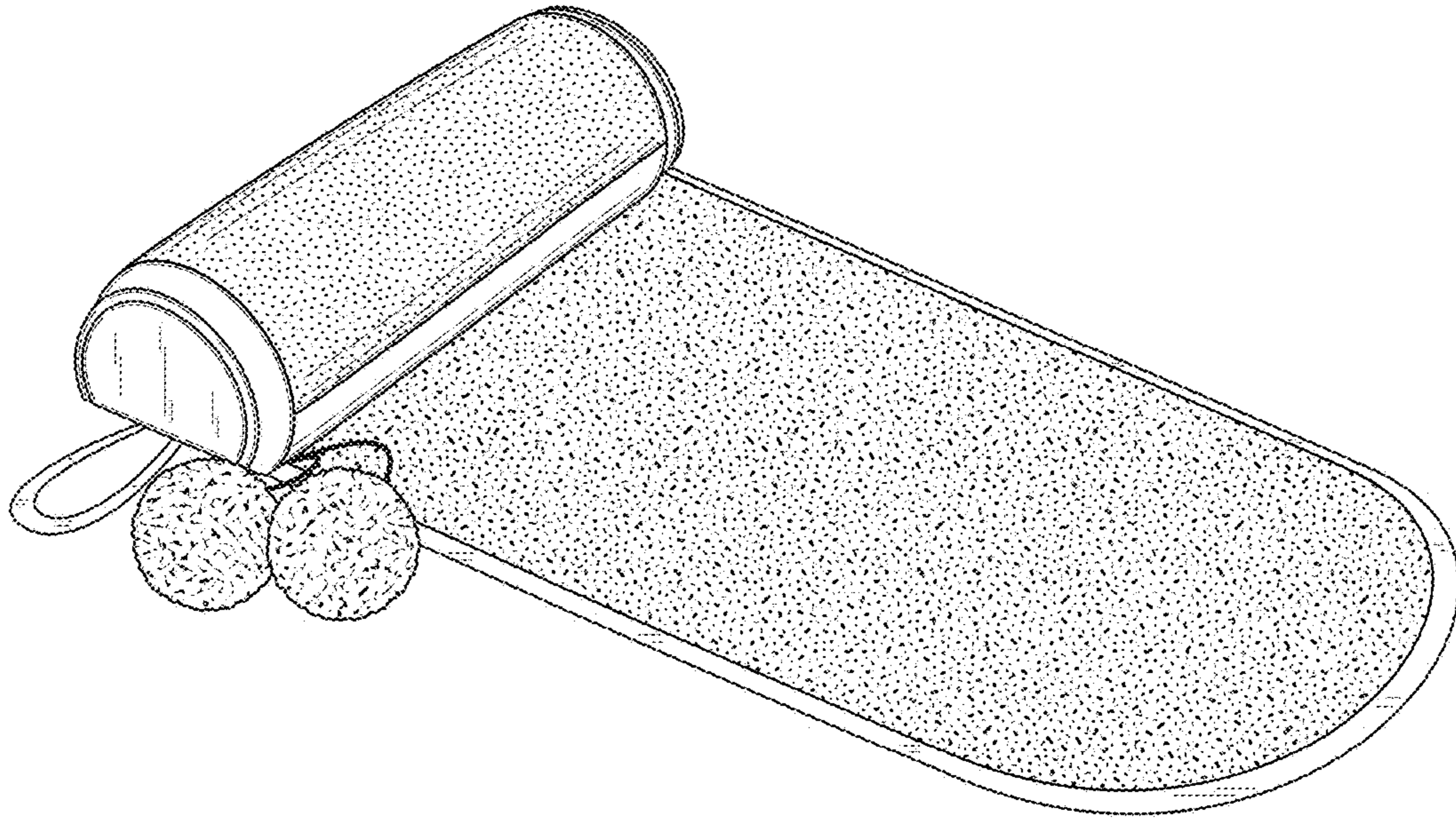


FIG. 1



FIG. 2



FIG. 3




FIG. 4

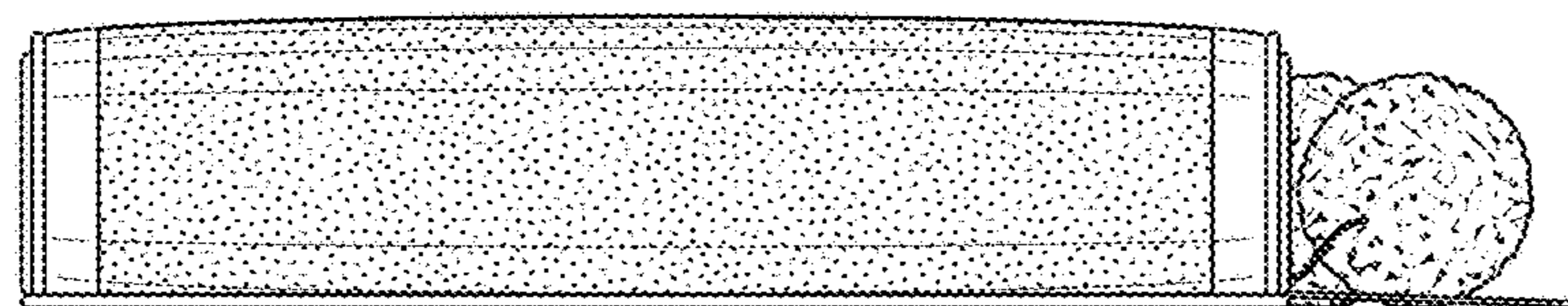


FIG. 5



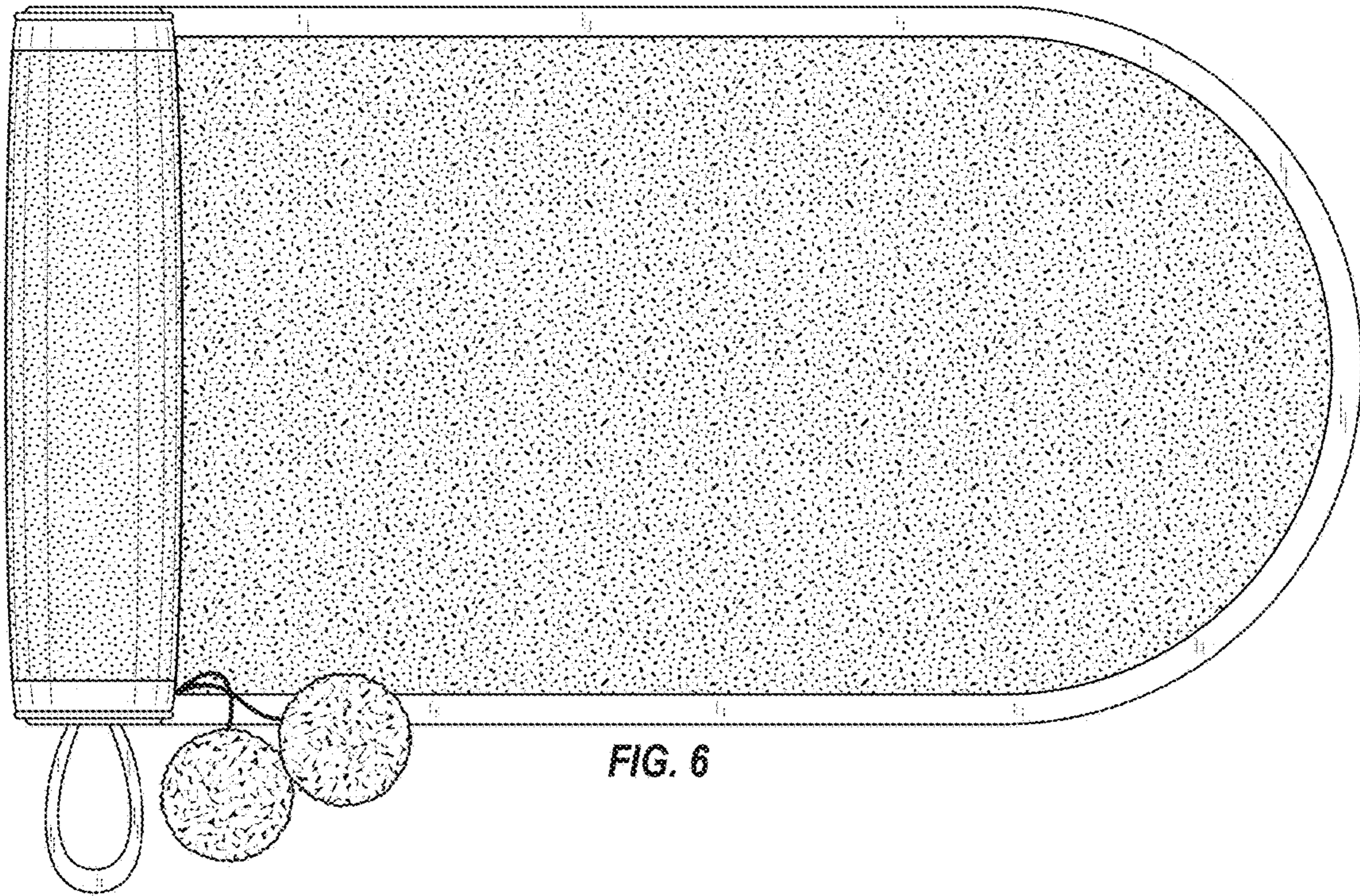


FIG. 6

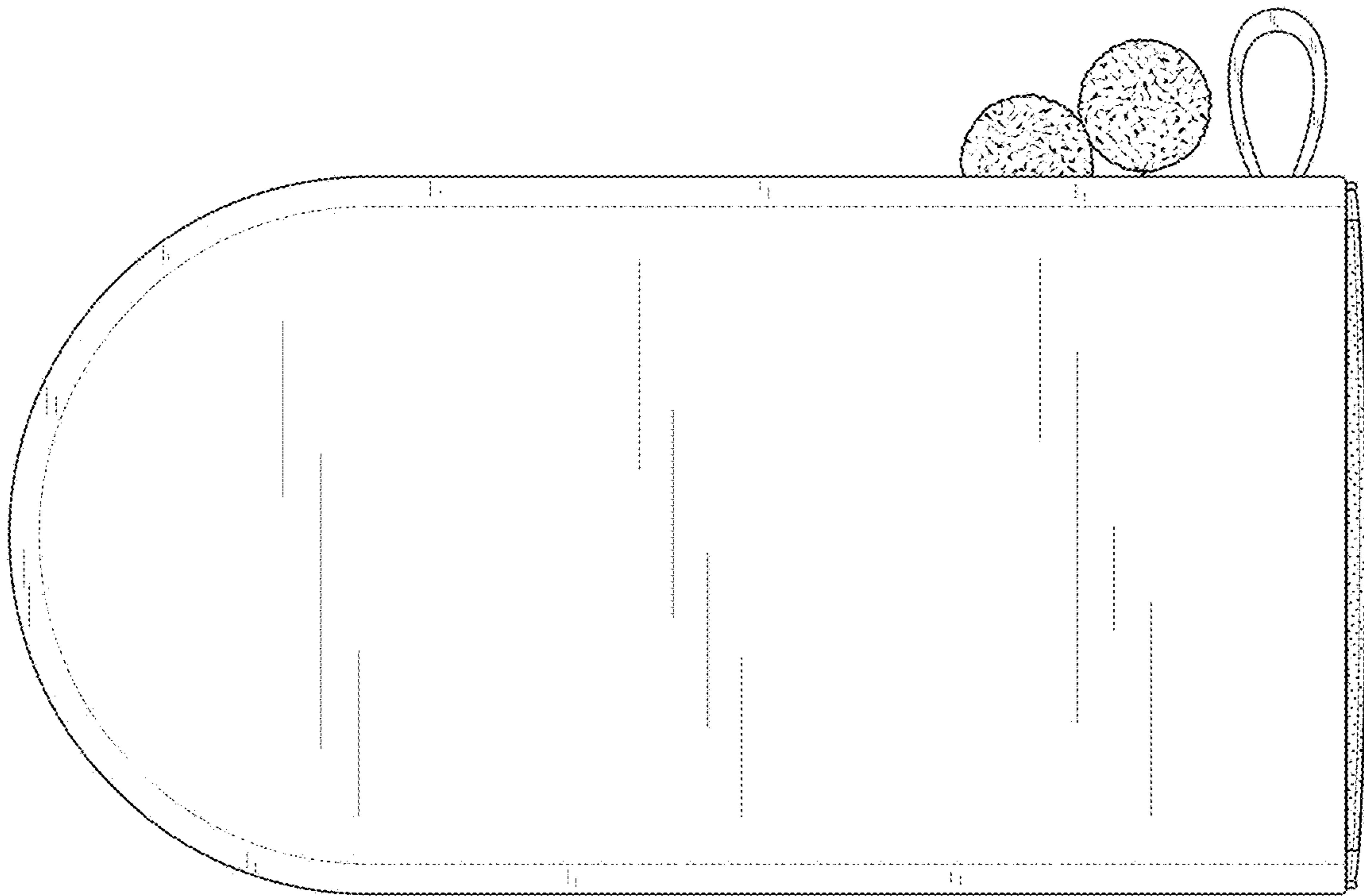


FIG. 7