

US00D836840S

(12) **United States Design Patent** (10) **Patent No.:** **US D836,840 S**  
**Khubani et al.** (45) **Date of Patent:** **\*\* Dec. 25, 2018**

(54) **SHAVING DEVICE**

(71) Applicants: **Anand Khubani**, Towaco, NJ (US);  
**David Stowers**, Morristown, NJ (US)

(72) Inventors: **Anand Khubani**, Towaco, NJ (US);  
**David Stowers**, Morristown, NJ (US)

(73) Assignee: **Idea Village Products Corp.**, Wayne,  
NJ (US)

(\*\*) Term: **15 Years**

(21) Appl. No.: **29/651,302**

(22) Filed: **Apr. 6, 2018**

**Related U.S. Application Data**

(63) Continuation-in-part of application No. 29/620,946,  
filed on Sep. 1, 2017.

(51) **LOC (11) Cl.** ..... **28-03**

(52) **U.S. Cl.**  
USPC ..... **D28/50; D28/53**

(58) **Field of Classification Search**  
USPC ..... D28/45-54  
CPC ..... B26B 19/14; B26B 19/141; B26B 19/143;  
B26B 19/145; B26B 19/146; B26B  
19/148; B26B 19/16; B26B 19/18  
See application file for complete search history.

(56) **References Cited**

**U.S. PATENT DOCUMENTS**

D305,162 S *	12/1989	Mockovak	.....	D28/53
D400,303 S *	10/1998	Tanaka	.....	D28/49
6,272,752 B1 *	8/2001	Pino	.....	B26B 19/148 30/29.5
D488,260 S *	4/2004	Khubani	.....	D28/53
D513,092 S *	12/2005	Ajootian	.....	D28/53
D561,941 S *	2/2008	Khubani	.....	D28/53
D617,050 S *	6/2010	Lou	.....	D28/76
D617,051 S *	6/2010	Pires	.....	D28/76
D632,014 S *	2/2011	Lee	.....	D28/76

D674,144 S *	1/2013	Yamamoto	.....	D28/46
D674,145 S *	1/2013	Ino	.....	D28/51
D674,558 S *	1/2013	Ino	.....	D28/53
D696,461 S *	12/2013	Prat-Pfister	.....	D28/53
D704,066 S *	5/2014	de Lima Paschoal	.....	D28/76
D728,159 S *	4/2015	Szymanski	.....	D28/49

(Continued)

**OTHER PUBLICATIONS**

Finishing Touch Flawless Brows, www.amazon.com, 1 page (Year:  
2018).\*

*Primary Examiner* — Jennifer Rivard

(74) *Attorney, Agent, or Firm* — Dan DeLaRosa

(57) **CLAIM**

We claim the ornamental design for a shaving device, as  
shown and described.

**DESCRIPTION**

FIG. 1 is a front perspective view of a shaving device shown  
with the cap of the present invention showing my new  
design;

FIG. 2 is a front side elevation view thereof;

FIG. 3 is a back side elevation view thereof;

FIG. 4 is a side elevation view thereof;

FIG. 5 is another side elevation view thereof;

FIG. 6 is a top plan view thereof;

FIG. 7 is a bottom plan view thereof;

FIG. 8 is a perspective view of the shaving device shown  
without the cap;

FIG. 9 is a front side view of FIG. 8;

FIG. 10 is a back side view of FIG. 8;

FIG. 11 is a side view of FIG. 8;

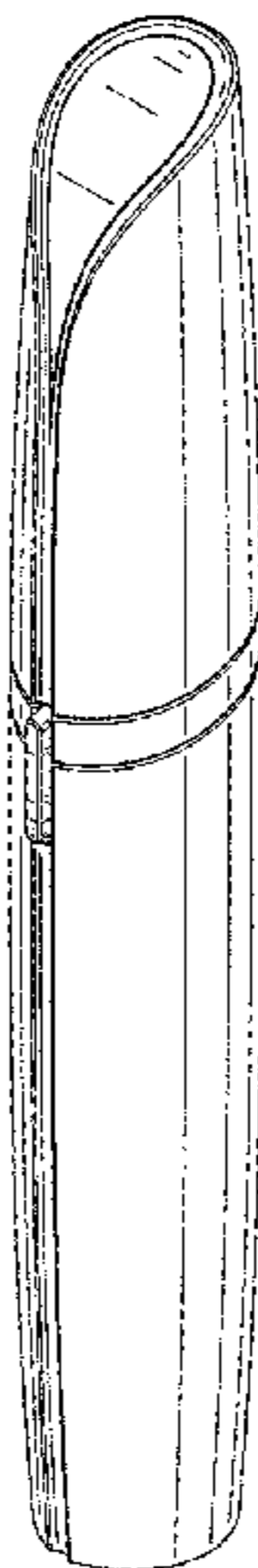
FIG. 12 is another side view of FIG. 8;

FIG. 13 is a top plan view of FIG. 8; and,

FIG. 14 is a bottom plan view of FIG. 8.

The shaving device is shown with and without the cap for  
convenience of illustration.

**1 Claim, 12 Drawing Sheets**



(56)

**References Cited**

U.S. PATENT DOCUMENTS

D758,664 S \* 6/2016 Van Maanen ..... D28/51  
D776,877 S \* 1/2017 Zadro ..... D28/50

\* cited by examiner




FIG. 1

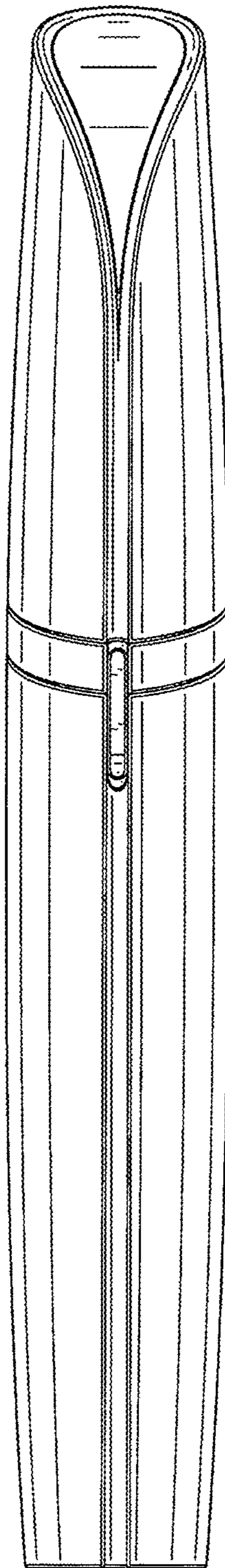


FIG. 2




FIG. 3

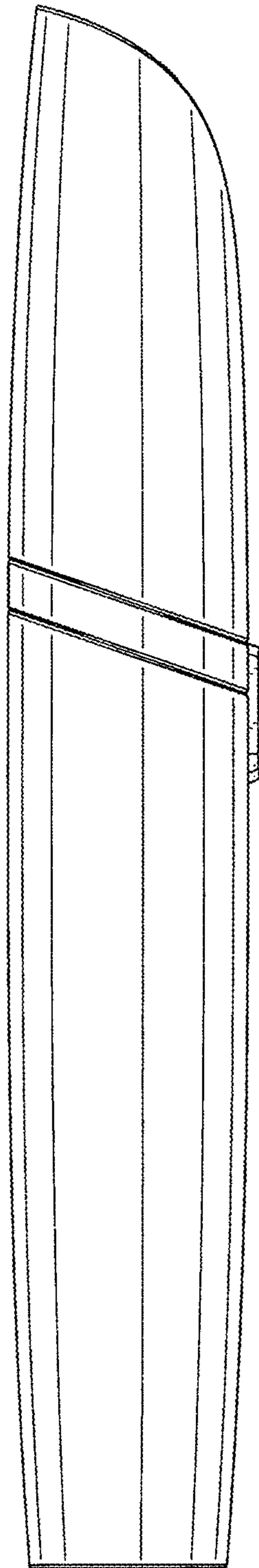


FIG. 4

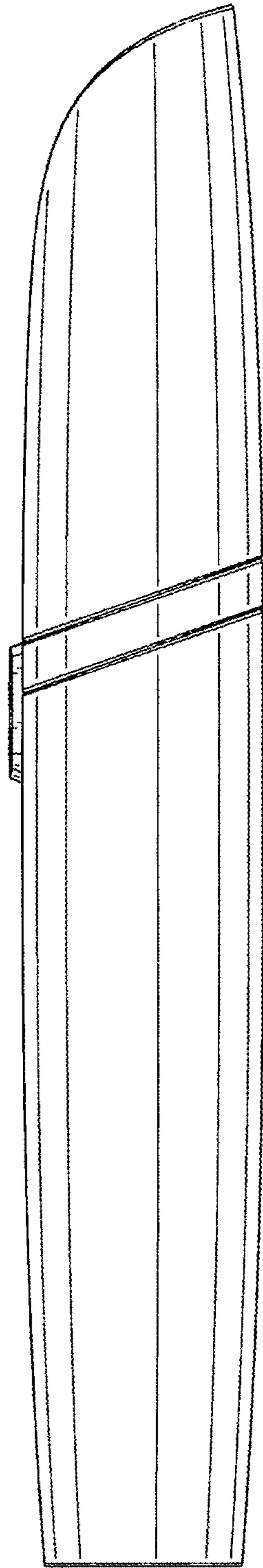


FIG. 5

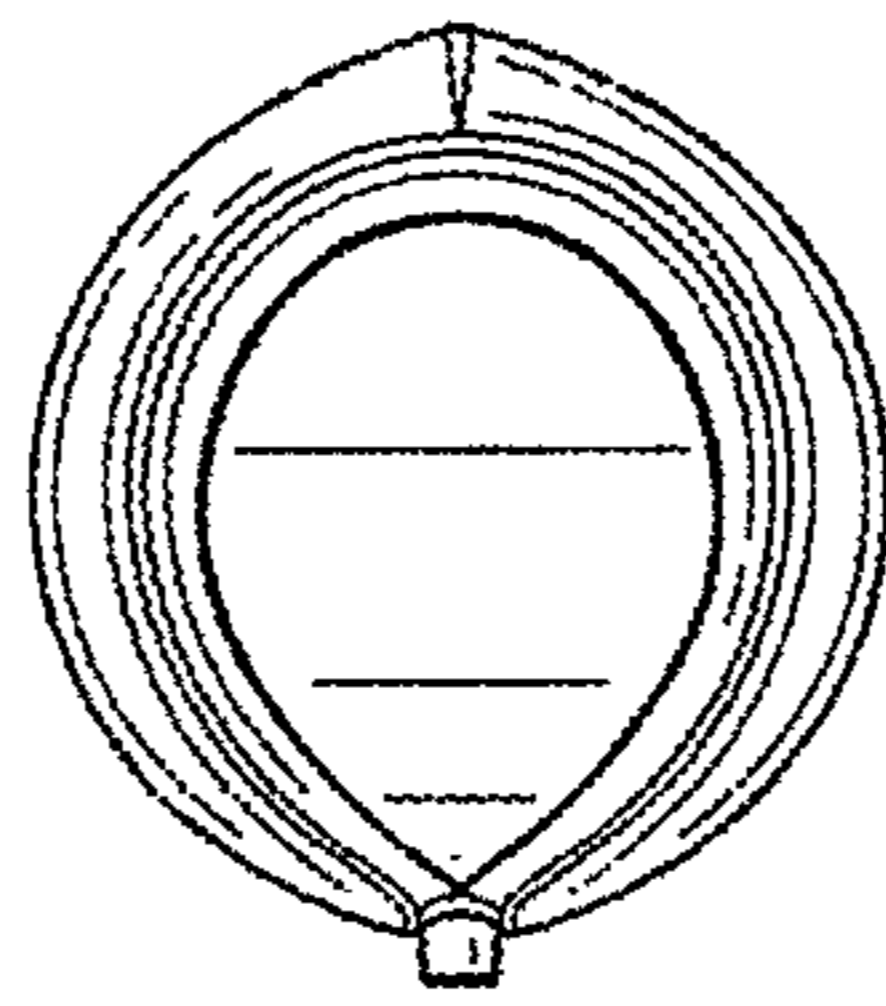


FIG. 6

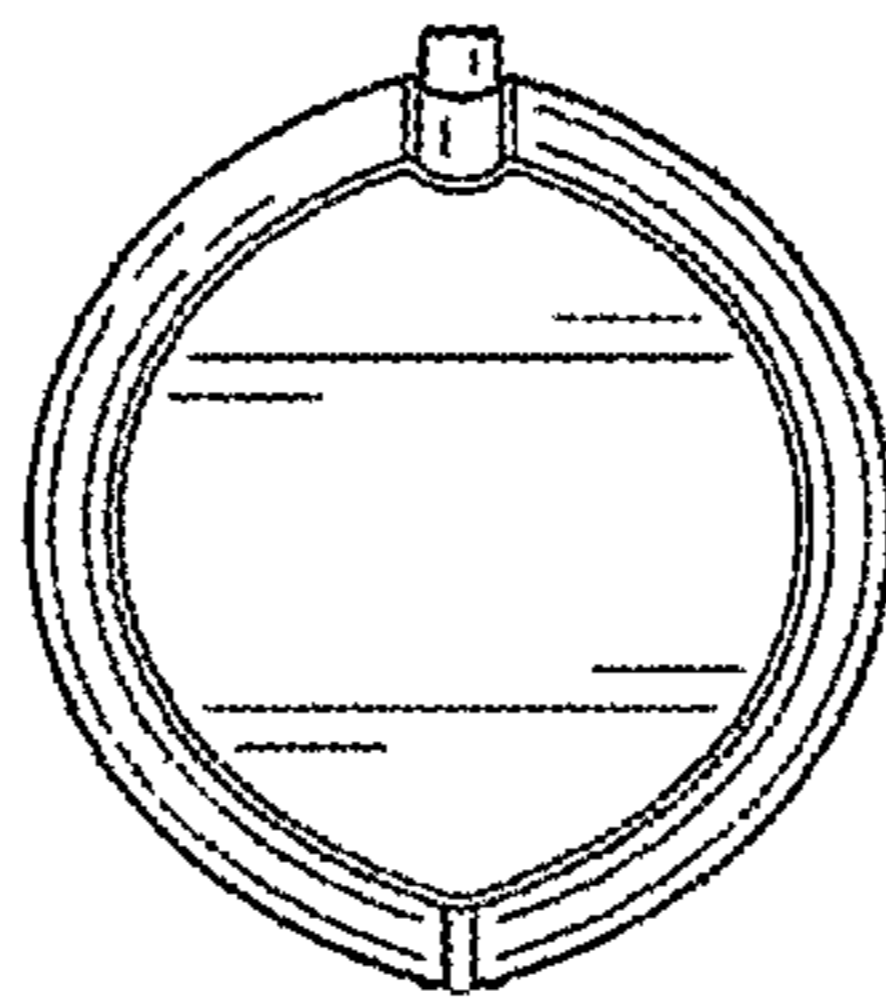


FIG. 7






FIG. 8

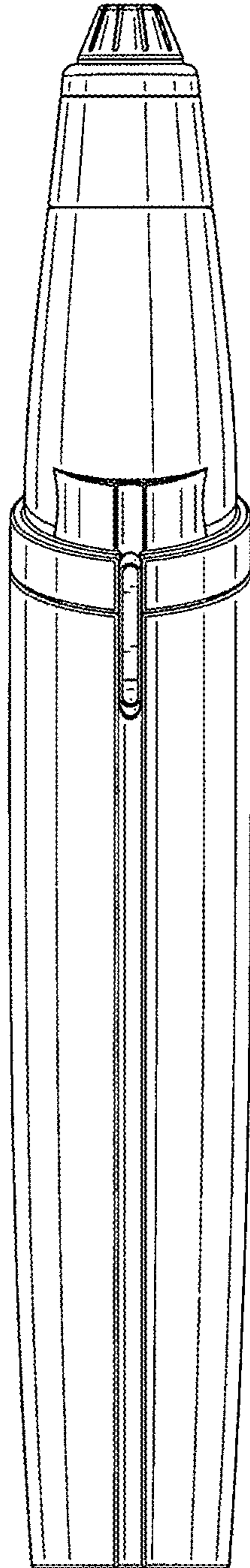


FIG. 9




FIG. 10




FIG. 11




FIG. 12




FIG. 13

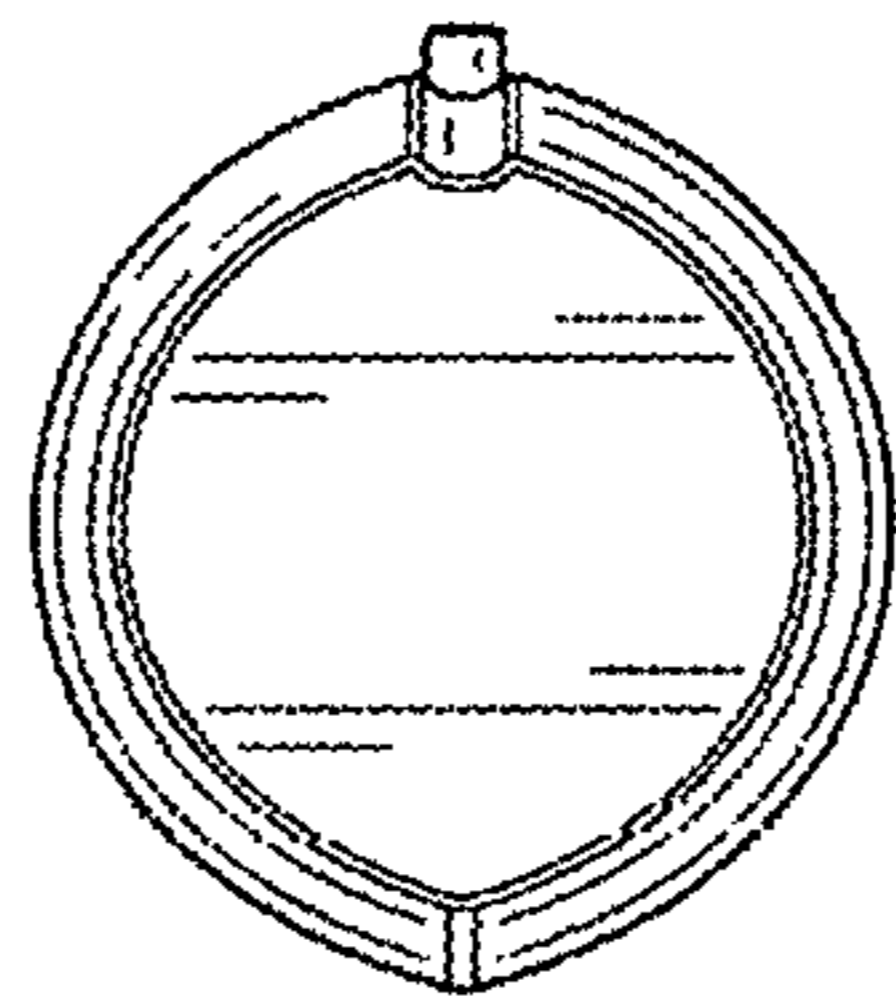


FIG. 14