

US00D836833S

(12) **United States Design Patent** (10) **Patent No.:** **US D836,833 S**  
**Simon** (45) **Date of Patent:** **\*\* Dec. 25, 2018**

(54) **PORTABLE STORAGE CONTAINER**  
(71) Applicant: **FD Industries, Inc.**, Stanford, CA (US)  
(72) Inventor: **Nathan Simon**, Petaluma, CA (US)  
(73) Assignee: **FD INDUSTRIES, INC.**, Stanford, CA (US)

(\*\*) Term: **15 Years**

(21) Appl. No.: **29/602,048**

(22) Filed: **Apr. 27, 2017**

(51) **LOC (11) Cl.** ..... **27-06**

(52) **U.S. Cl.**  
USPC ..... **D27/189**

(58) **Field of Classification Search**  
USPC ..... D3/273, 203.1, 229, 302; D27/189, 19, D27/191, 172-175, 183, 186, 187; D9/648, 643, 711, 714, 772, 779, 770, D9/537, 539, 545, 551, 554; 206/265, 206/269, 274  
CPC ..... A24F 23/00; A24F 23/02; A24F 23/04  
See application file for complete search history.

(56) **References Cited**

**U.S. PATENT DOCUMENTS**

5,011,009 A \* 4/1991 Scheurer ..... A24F 15/20 206/270  
D394,522 S \* 5/1998 Putnam ..... D27/183  
D428,195 S \* 7/2000 Knudsen ..... D27/183  
D677,832 S \* 3/2013 Fastuca ..... D27/189  
D698,652 S \* 2/2014 Sommer ..... D9/453

D713,267 S \* 9/2014 Stephens ..... D9/772  
D803,477 S \* 11/2017 Meyer ..... D27/187  
D804,807 S \* 12/2017 Wengreen ..... D3/203.1  
D808,152 S \* 1/2018 Giannopoulos ..... D3/203.1  
D808,282 S \* 1/2018 Weber ..... D9/726  
D809,347 S \* 2/2018 Silsby ..... D7/608  
D809,868 S \* 2/2018 Eyal ..... D7/523

\* cited by examiner

*Primary Examiner* — Susan Bennett Hattan  
*Assistant Examiner* — Rebecca Tsehaye  
(74) *Attorney, Agent, or Firm* — Sheppard Mullin Richter & Hampton LLP

(57) **CLAIM**

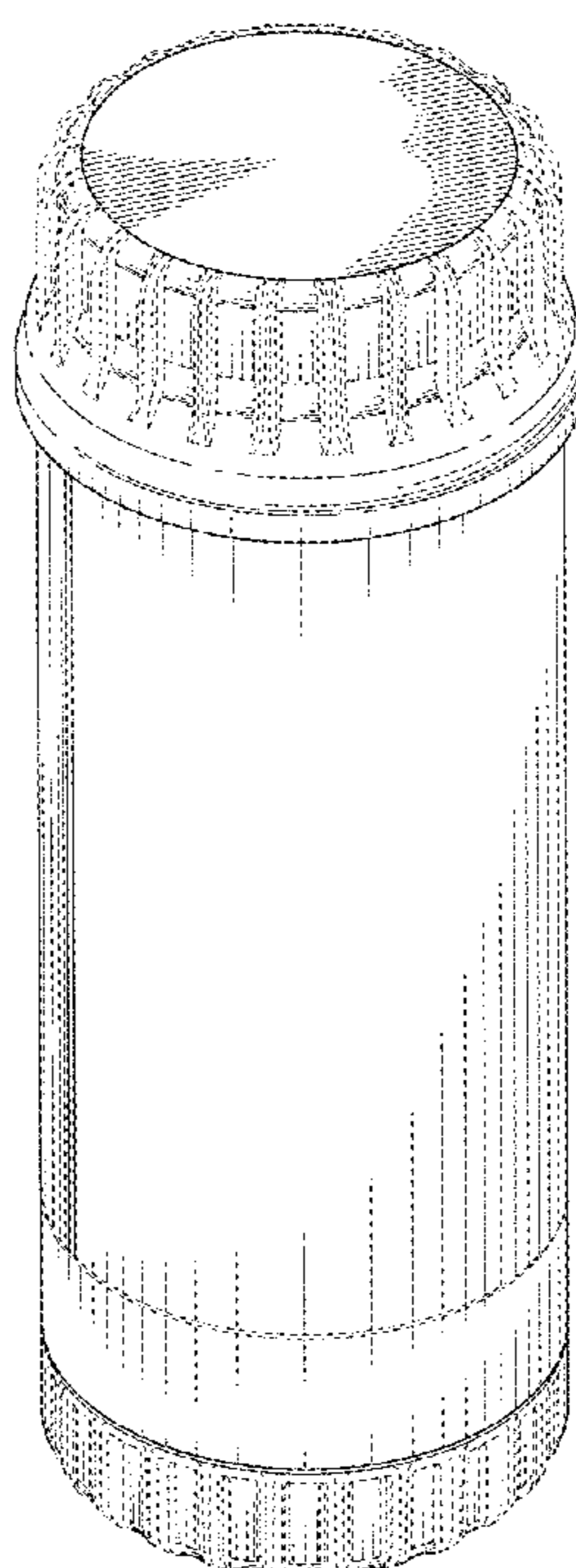
I claim an ornamental design for a portable storage container, as shown and described.

**DESCRIPTION**

FIG. 1 is a perspective view of a portable storage container; FIG. 2 is a front view of a portable storage container; FIG. 3 is a rear view of a portable storage container; FIG. 4 is a side view of a portable storage container; FIG. 5 is a side view of a portable storage container; FIG. 6 is a top view of a portable storage container; FIG. 7 is a bottom view of a portable storage container; FIG. 8 is a perspective view of a portable storage container; and, FIG. 9 is a top view of a portable storage container without the top lid.

The dashed lines in the drawings and unshaded areas within the dashed lines depict portions of the portable storage container that form no part of the claimed design.

**1 Claim, 7 Drawing Sheets**



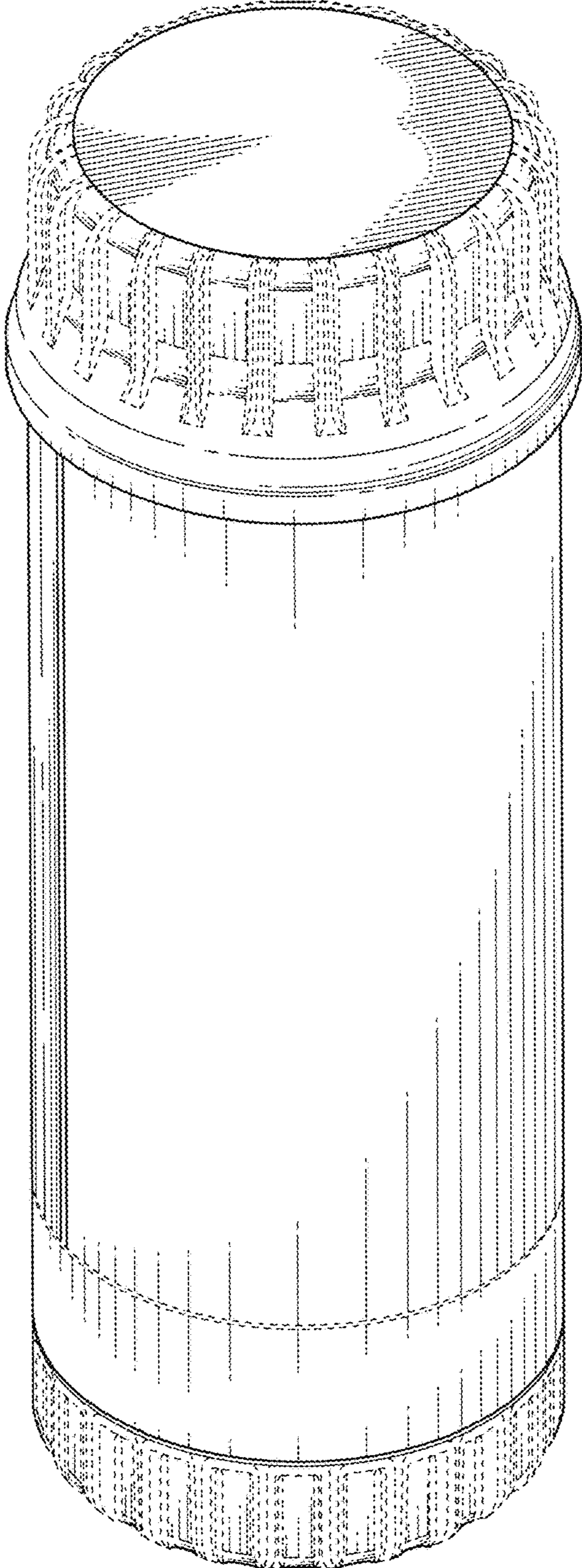


FIG. 1




FIG. 2



FIG. 3

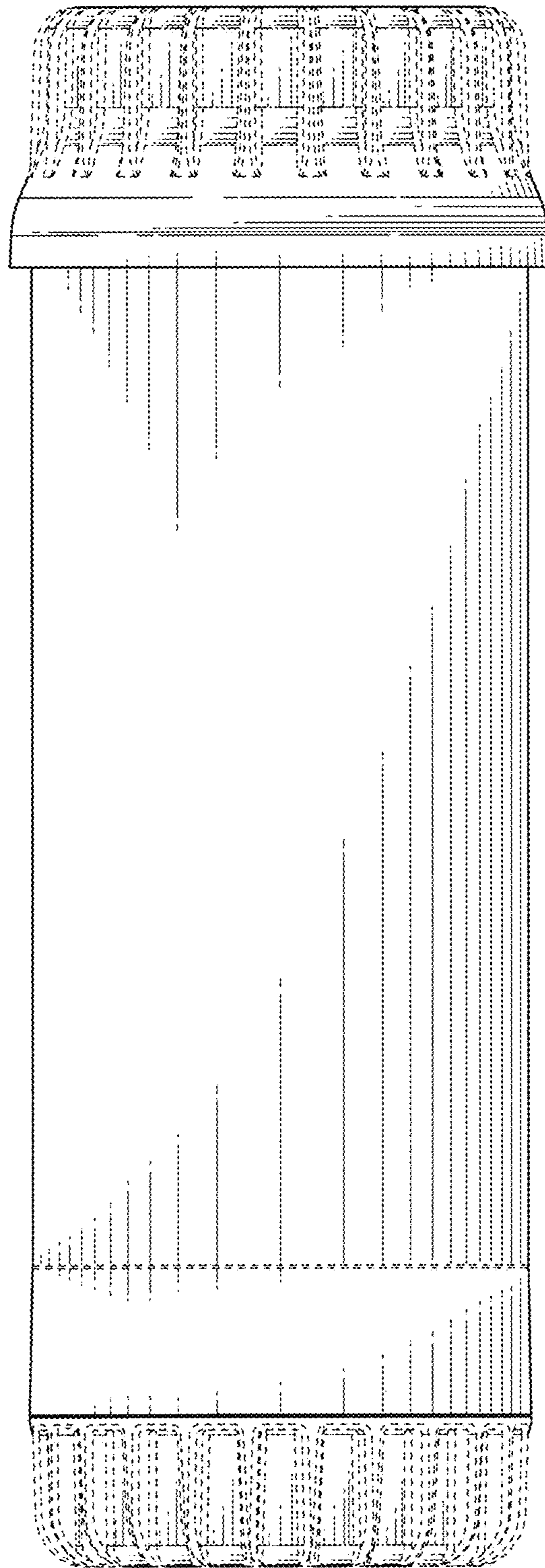


FIG. 4

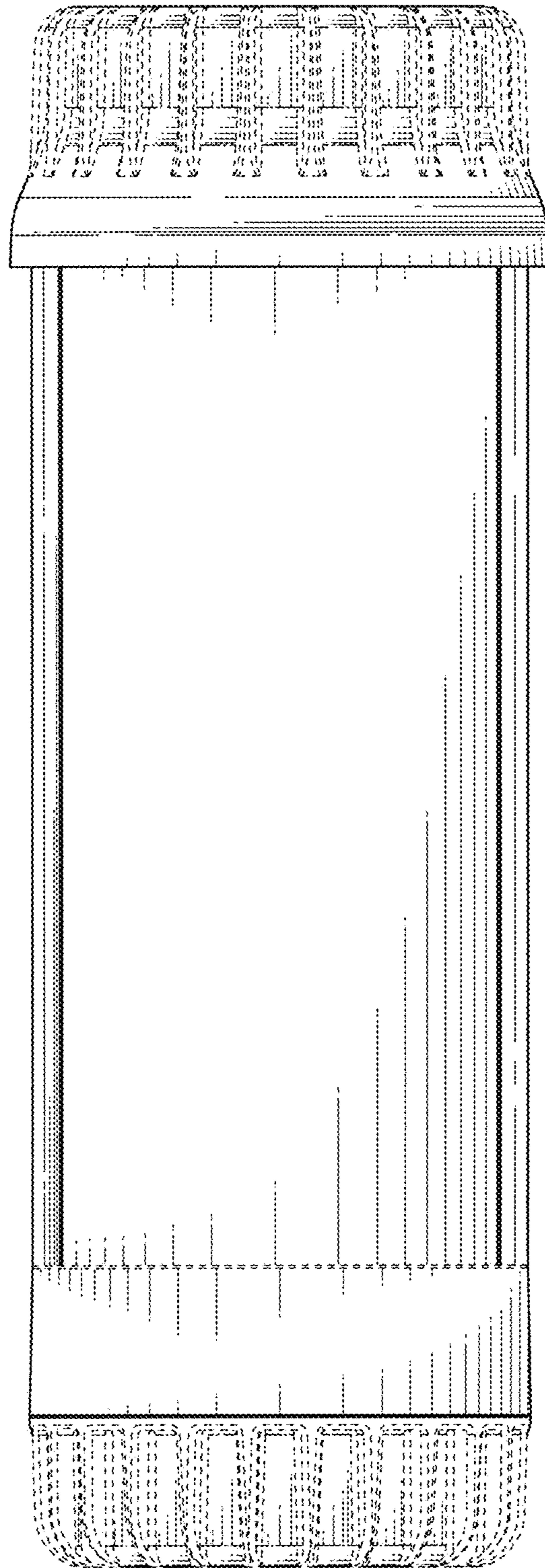


FIG. 5

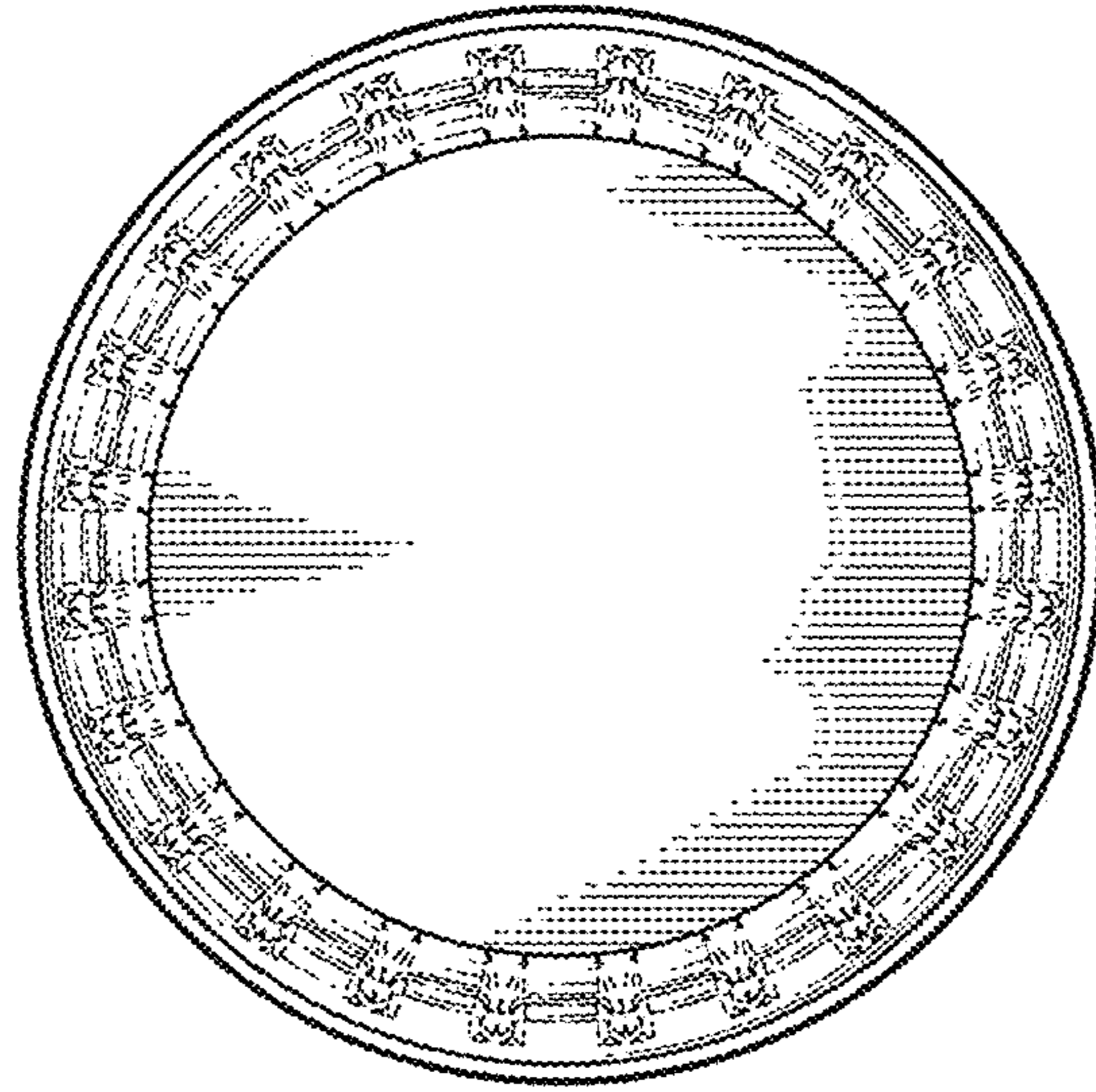


FIG. 6

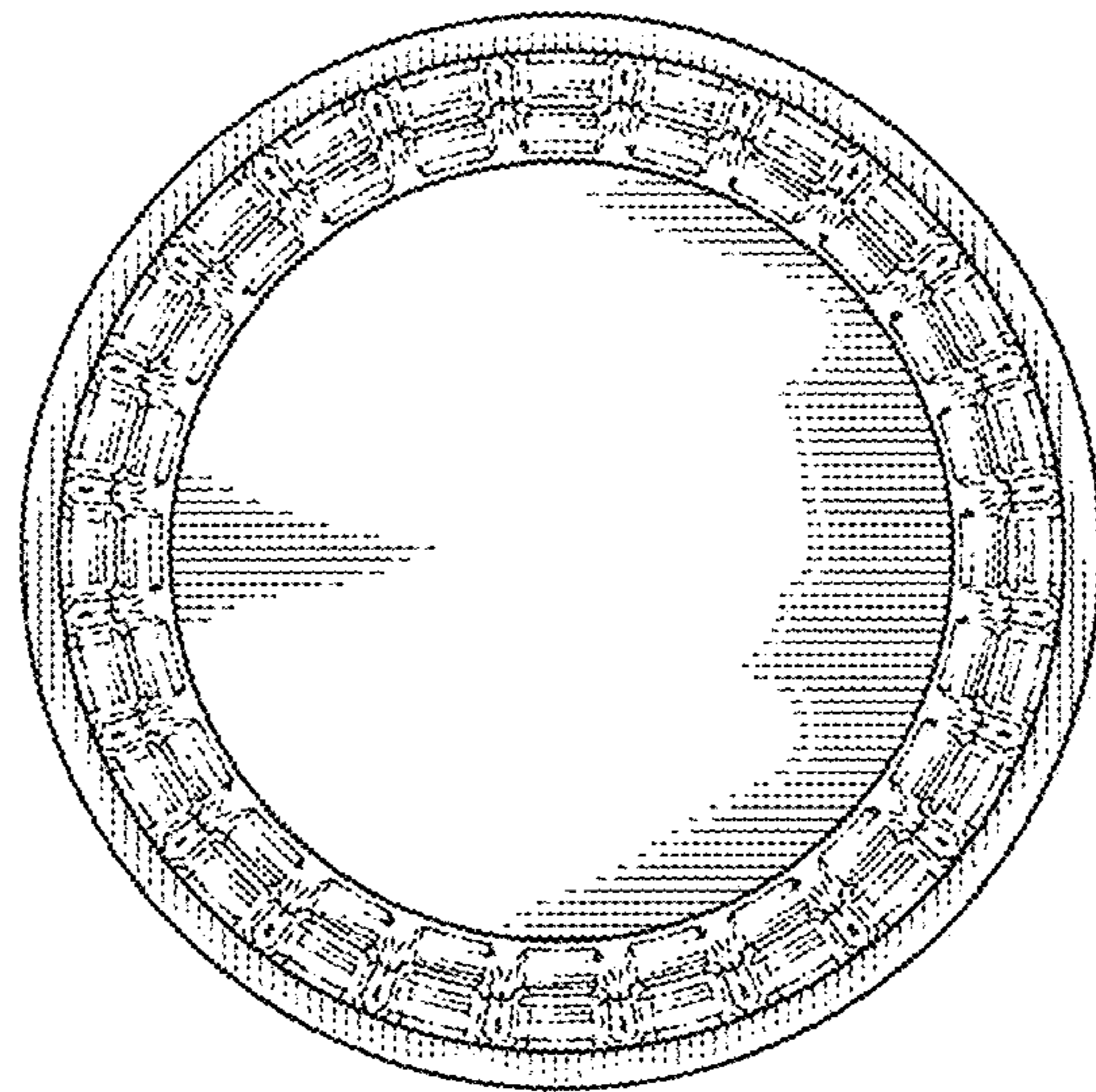


FIG. 7

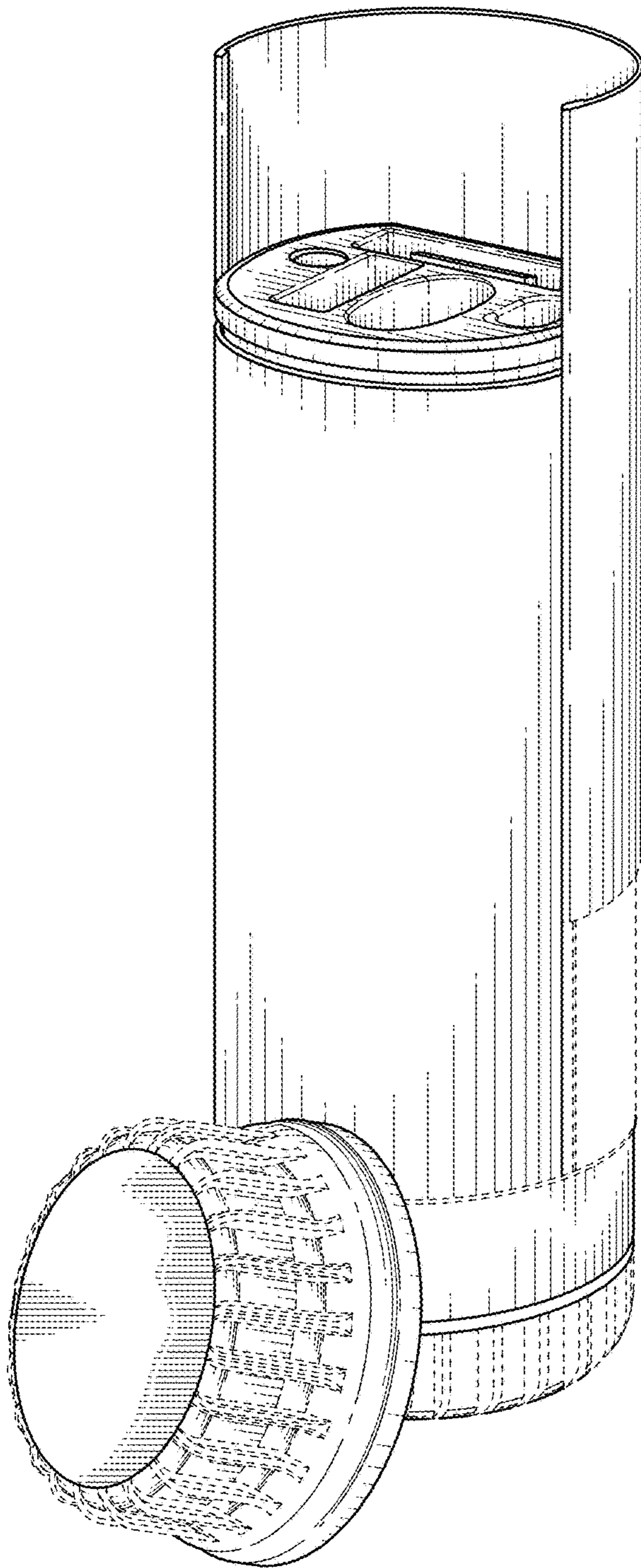


FIG. 8

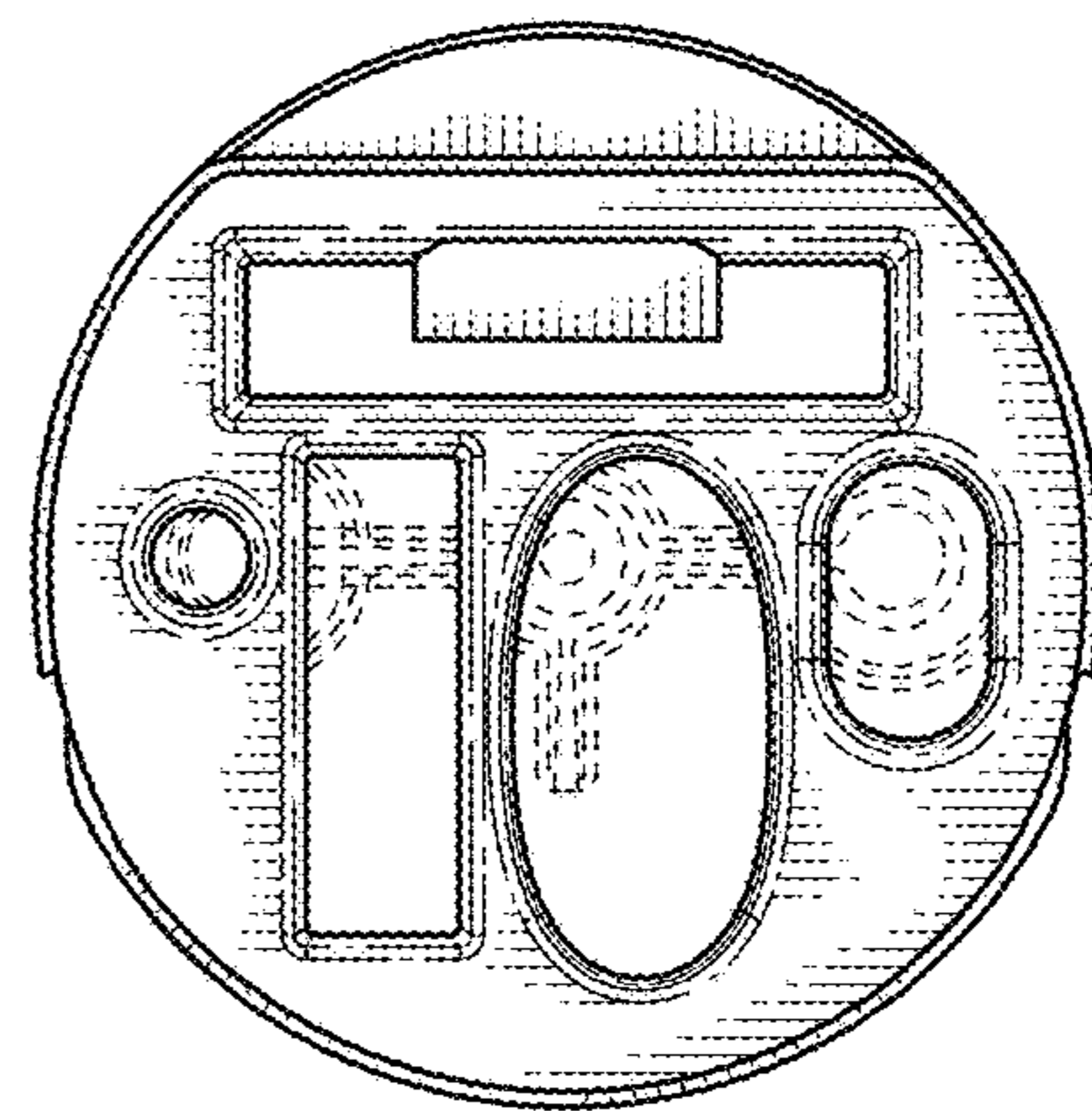


FIG. 9