



US00D836829S

(12) **United States Design Patent**
Thomas

(10) **Patent No.:** **US D836,829 S**
(45) **Date of Patent:** **** Dec. 25, 2018**

(54) **TAIL LAMP LENS FOR A VEHICLE**

D570,007 S * 5/2008 Hsu D26/28
D582,587 S * 12/2008 Yang D26/28
D690,852 S * 10/2013 Cooney D26/28

(71) Applicant: **Jaguar Land Rover Limited**, Whitley,
Coventry (GB)

* cited by examiner

(72) Inventor: **Gareth Thomas**, Coventry (GB)

Primary Examiner — Marcus A Jackson

(73) Assignee: **Jaguar Land Rover Limited**, Whitley
Coventry (GB)

(74) *Attorney, Agent, or Firm* — Wood Herron & Evans
LLP

(**) Term: **15 Years**

(57) **CLAIM**

(21) Appl. No.: **29/591,521**

The ornamental design for a tail lamp lens for a vehicle, as
shown and described.

(22) Filed: **Jan. 20, 2017**

DESCRIPTION

(30) **Foreign Application Priority Data**

Jul. 20, 2016 (EM) 003313444-0001
Aug. 18, 2016 (EM) 003345610-0009

FIG. 1 is a front view of a tail lamp lens for a vehicle
according to the present invention.

(51) **LOC (11) Cl.** **26-99**

FIG. 2 is a rear view thereof.

(52) **U.S. Cl.**
USPC **D26/139**

FIG. 3 is a left side view thereof.

(58) **Field of Classification Search**
USPC D26/28-36, 139
CPC B60Q 9/13; B60Q 9/135; B60Q 9/1375;
F21S 48/00; F21S 48/10; F21S 48/115;
F21S 48/225; F21S 48/1233; F21S
48/1266; F21S 48/1388; F21S 48/2268;
F21V 21/04

FIG. 4 is a right side view thereof.

FIG. 5 is a top view thereof.

FIG. 6 is a front left perspective view thereof.

FIG. 7 is a front right perspective view thereof.

FIG. 8 is a rear left perspective view thereof.

FIG. 9 is a rear right perspective view thereof; and,

FIG. 10 is a front right perspective view of the tail lamp lens
for a vehicle shown in FIGS. 1-9, with the tail lamp lens
mounted on a vehicle shown in de-emphasized and halftone
portions so as to illustrate environmental structure. These
portions form no part of the claimed invention. More par-
ticularly, in FIG. 10, the tail lamp lens of the present
invention is shown within the broken line, and any elements
shown outside of the broken line form no part of the claimed
invention, but are instead included to show environment.

See application file for complete search history.

(56) **References Cited**

U.S. PATENT DOCUMENTS

D544,614 S * 6/2007 Markefka D26/28
D561,358 S * 2/2008 Tachibana D26/28

1 Claim, 10 Drawing Sheets






FIG. 1




FIG. 2




FIG. 3




FIG. 4



FIG. 5




FIG. 6




FIG. 7




FIG. 8



FIG. 9

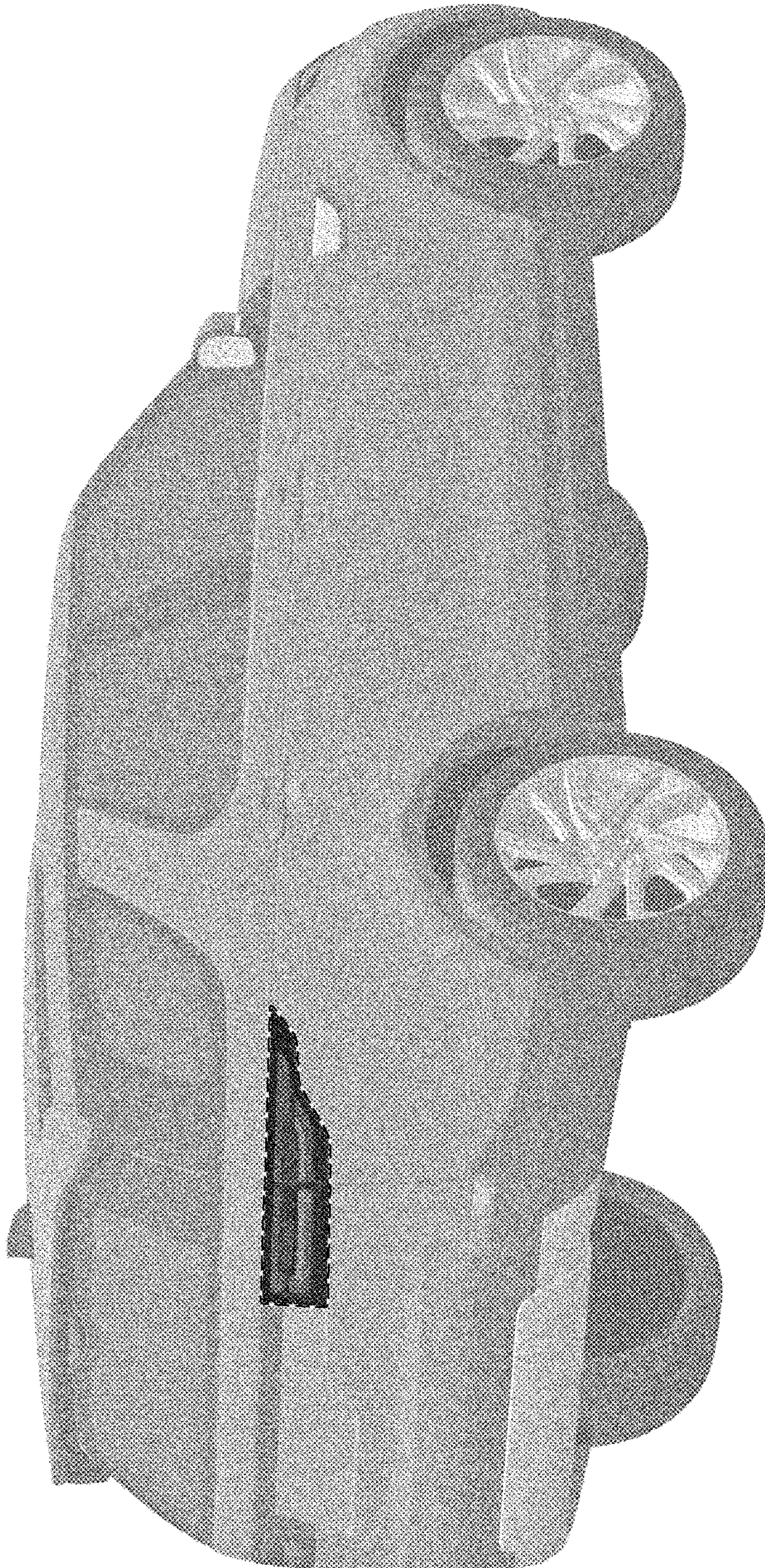


FIG. 10