



US00D836825S

(12) **United States Design Patent** (10) **Patent No.:** **US D836,825 S**
Formel et al. (45) **Date of Patent:** **** Dec. 25, 2018**

- (54) **LIGHT FIXTURE COVER**
- (71) Applicant: **Cooper Technologies Company**,
Houston, TX (US)
- (72) Inventors: **Scott Peter Formel**, Peachtree City,
GA (US); **Anthony Reale**, Allen Park,
MI (US); **Joseph Cazeno, III**,
Farmington Hills, MI (US)
- (73) Assignee: **Cooper Technologies Company**,
Houston, TX (US)
- (**) Term: **15 Years**
- (21) Appl. No.: **29/601,160**
- (22) Filed: **Apr. 19, 2017**
- (51) **LOC (11) Cl.** **26-99**
- (52) **U.S. Cl.**
USPC **D26/118**
- (58) **Field of Classification Search**
USPC D26/63, 65, 72, 85, 87, 89, 118, 120,
D26/121; D23/366
CPC F21S 8/03; F21S 8/031; F21S 8/033; F21S
8/035; F21S 8/036; F21S 8/037; F21V
1/12; F21V 7/05
See application file for complete search history.

(56) **References Cited**

U.S. PATENT DOCUMENTS

- D313,669 S * 1/1991 Sonneman D26/85
- D386,801 S * 11/1997 Orgovan D26/72
- D398,415 S * 9/1998 Markee D26/118
- D403,458 S * 12/1998 Walz D26/85
- D469,910 S * 2/2003 St-Pierre D26/85
- D540,978 S * 4/2007 Cormier D26/120
- D591,883 S * 5/2009 Gill D26/63
- D595,477 S * 7/2009 Loret D1/121
- D625,460 S * 10/2010 Boissevain D26/118
- D646,425 S * 10/2011 Crosby D26/85

- D711,040 S * 8/2014 Huang D26/120
- D735,927 S * 8/2015 Lee D26/120
- D735,928 S * 8/2015 Hawkins D26/120
- D748,238 S * 1/2016 Mecker D23/366
- D757,347 S * 5/2016 Chen D26/120
- D781,481 S * 3/2017 Chen D26/65
- D784,589 S * 4/2017 Chen D26/65
- D796,723 S * 9/2017 Sonneman D26/120
- D796,724 S * 9/2017 Sonneman D26/85
- D797,985 S * 9/2017 Perkins D26/118
- 2009/0185359 A1 7/2009 Martinez
- 2013/0077293 A1 3/2013 Lee

(Continued)

Primary Examiner — Brian N Vinson

(74) Attorney, Agent, or Firm — King & Spalding LLP

(57) **CLAIM**

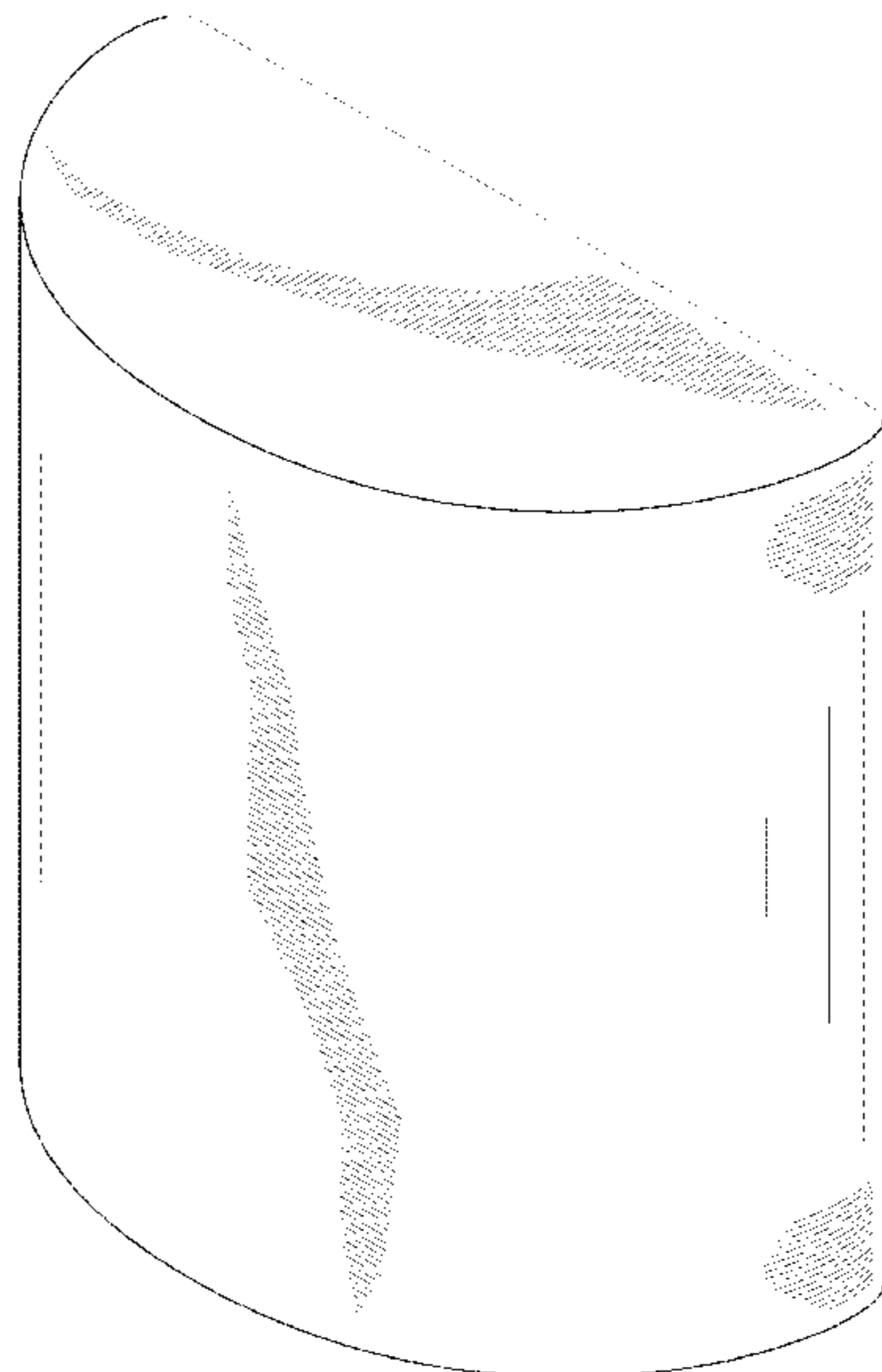
The ornamental design for a light fixture cover, as shown and described.

DESCRIPTION

FIG. 1 is a top-side-front perspective view of a light fixture cover, showing our new design;
 FIG. 2 is a bottom-side-front perspective view of the light fixture cover of FIG. 1;
 FIG. 3 is a front elevation view of the light fixture cover of FIG. 1;
 FIG. 4 is a rear elevation view of the light fixture cover of FIG. 1;
 FIG. 5 is a right-side elevation view of the light fixture cover of FIG. 1;
 FIG. 6 is a left-side elevation view of the light fixture cover of FIG. 1;
 FIG. 7 is a top plan view of the light fixture cover of FIG. 1; and,
 FIG. 8 is a bottom plan view of the light fixture cover of FIG. 1.

The broken line disclosure represents portions of the light fixture cover which forms no part of the claimed design.

1 Claim, 7 Drawing Sheets



(56)

References Cited

U.S. PATENT DOCUMENTS

2013/0141937 A1 6/2013 Katsuta
2013/0155723 A1 6/2013 Coleman

* cited by examiner

FIG. 1



FIG. 2




FIG. 3




FIG. 4




FIG. 5




FIG. 6




FIG. 7

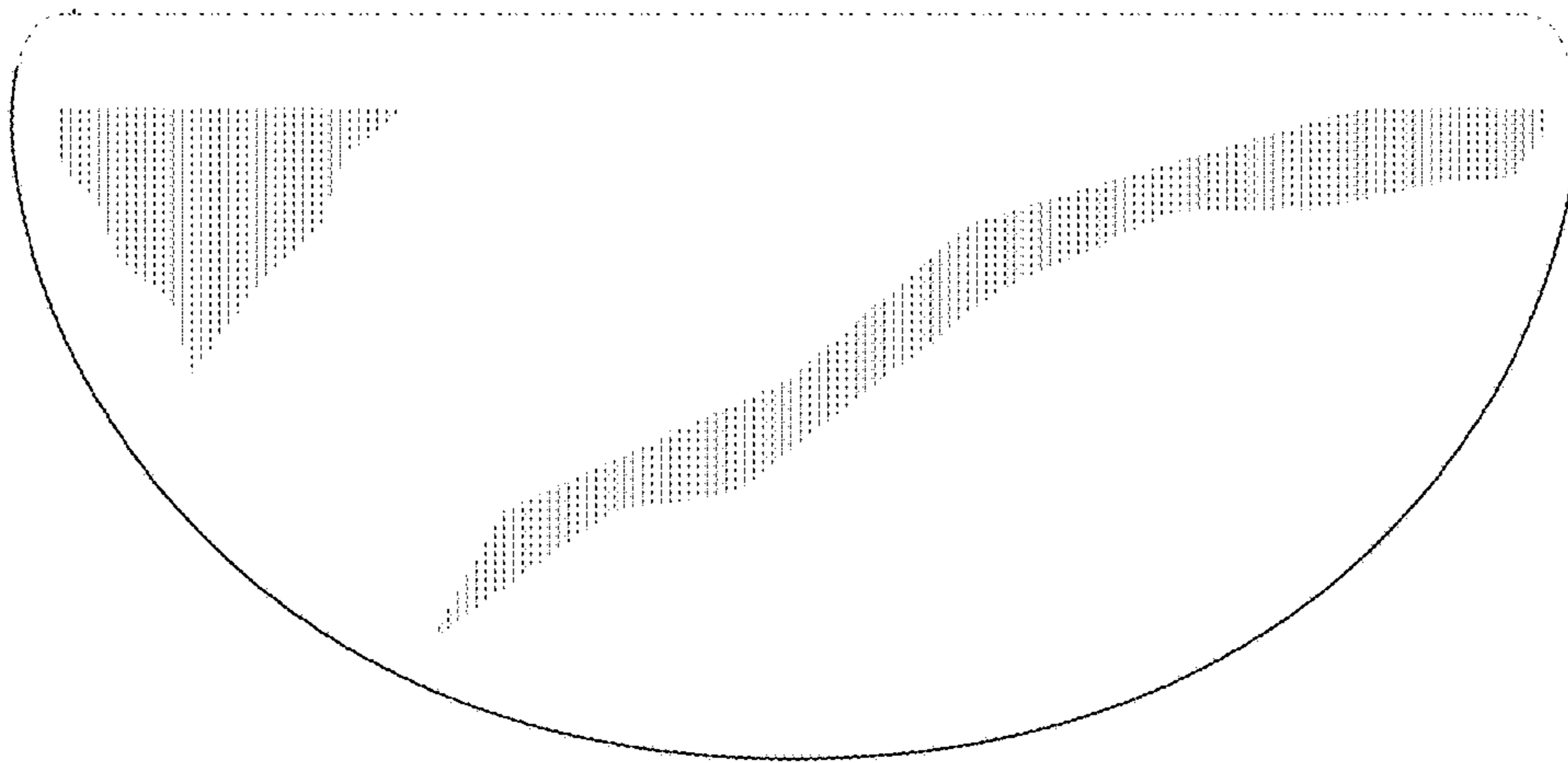


FIG. 8

