

US00D836823S

(12) **United States Design Patent** (10) **Patent No.:** **US D836,823 S**
Crocker (45) **Date of Patent:** **** Dec. 25, 2018**

(54) **LAMP**
(71) Applicant: **Williams-Sonoma, Inc.**, San Francisco, CA (US)
(72) Inventor: **Justin Crocker**, New York, NY (US)
(73) Assignee: **Williams-Sonoma, Inc.**, San Francisco, CA (US)
(**) Term: **15 Years**

D698,984 S * 2/2014 Meise D26/107
D795,483 S * 8/2017 Sonneman D26/71
D810,350 S * 2/2018 Sempe D26/104
D810,352 S * 2/2018 Bibby D26/107
D822,878 S * 7/2018 Yeh D26/107
D824,579 S * 7/2018 Chen D26/107

* cited by examiner

Primary Examiner — Brian N. Vinson
(74) *Attorney, Agent, or Firm* — Cook Alex Ltd.; R. Blake Johnston

(21) Appl. No.: **29/616,675**
(22) Filed: **Sep. 7, 2017**
(51) **LOC (11) Cl.** **26-03**
(52) **U.S. Cl.**
USPC **D26/107**; D26/102
(58) **Field of Classification Search**
USPC D26/1, 24, 93, 102, 104, 106, 107, 109, D26/110, 62, 64, 68, 71
CPC F21S 6/00; F21S 6/043; F21S 8/08; F21V 21/00; F21V 21/02; F21W 2121/00; F21W 2131/30
See application file for complete search history.

(57) **CLAIM**

The ornamental design for a lamp, as shown and described.

DESCRIPTION

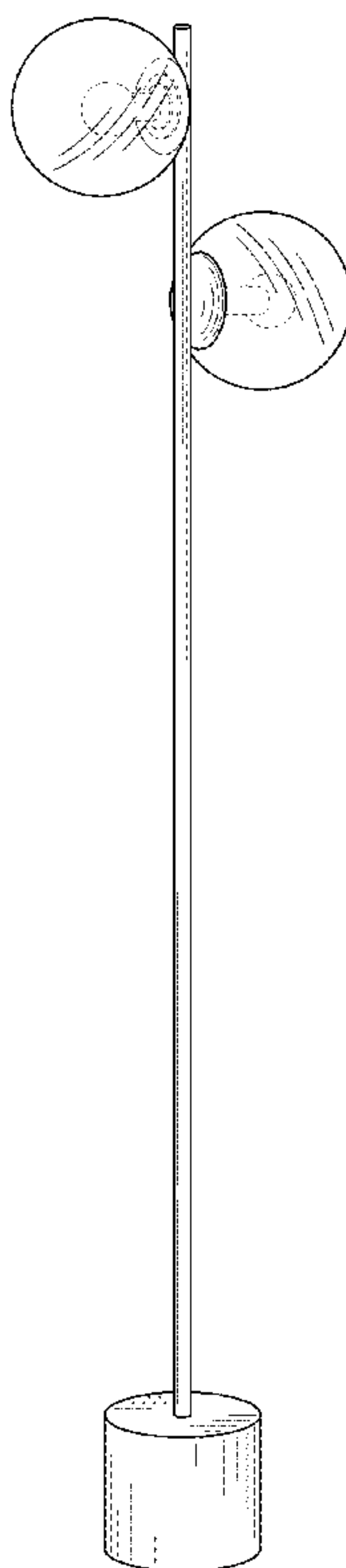
FIG. 1 is a perspective view of the lamp;
FIG. 2 is a front elevational view of the lamp;
FIG. 3 is a rear elevational view of the lamp;
FIG. 4 is a left side elevational view of the lamp;
FIG. 5 is a right side elevational view of the lamp;
FIG. 6 is a top plan view of the lamp; and,
FIG. 7 is a bottom plan view of the lamp.
The broken lines shown in the drawings are for illustrative purposes only and form no part of the claimed design.

(56) **References Cited**

U.S. PATENT DOCUMENTS

D215,873 S * 11/1969 Andre D26/64
D222,810 S * 1/1972 Husby et al. D26/68

1 Claim, 4 Drawing Sheets



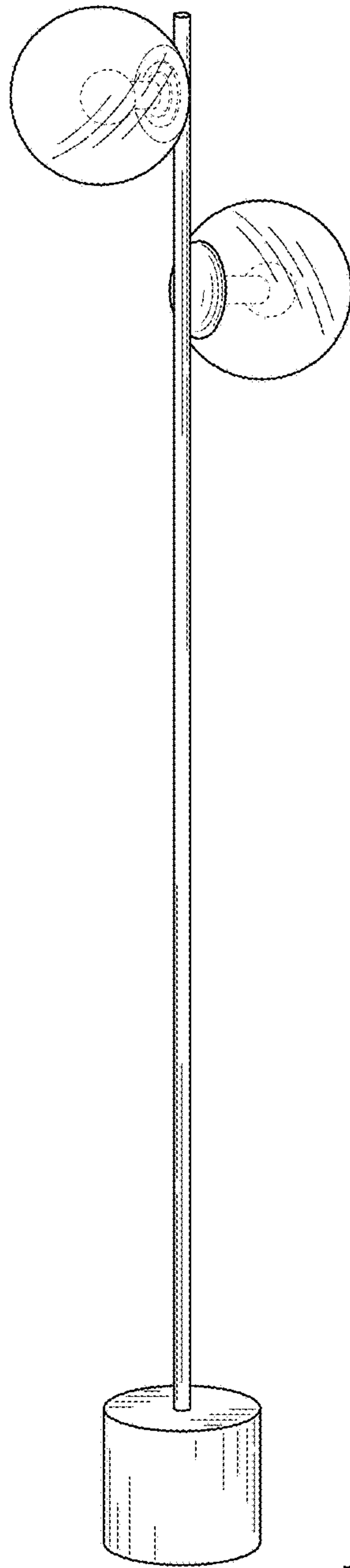


FIG. 1

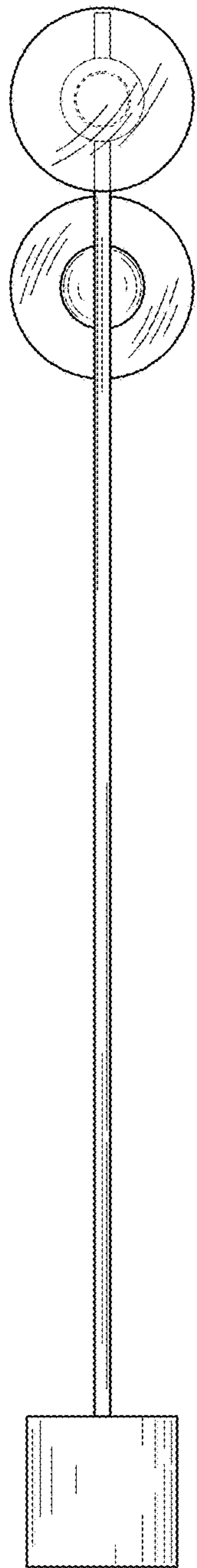


FIG. 2

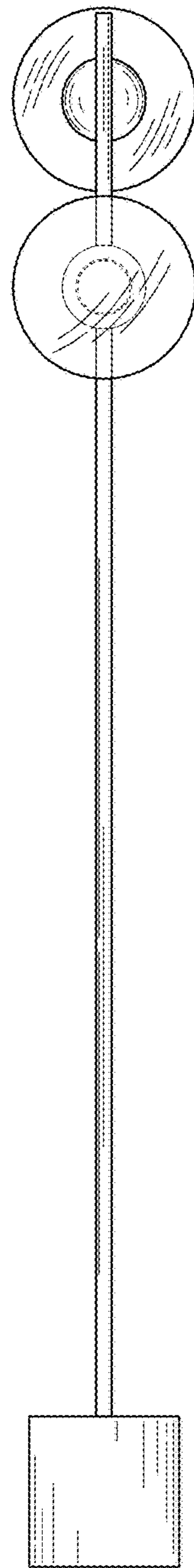
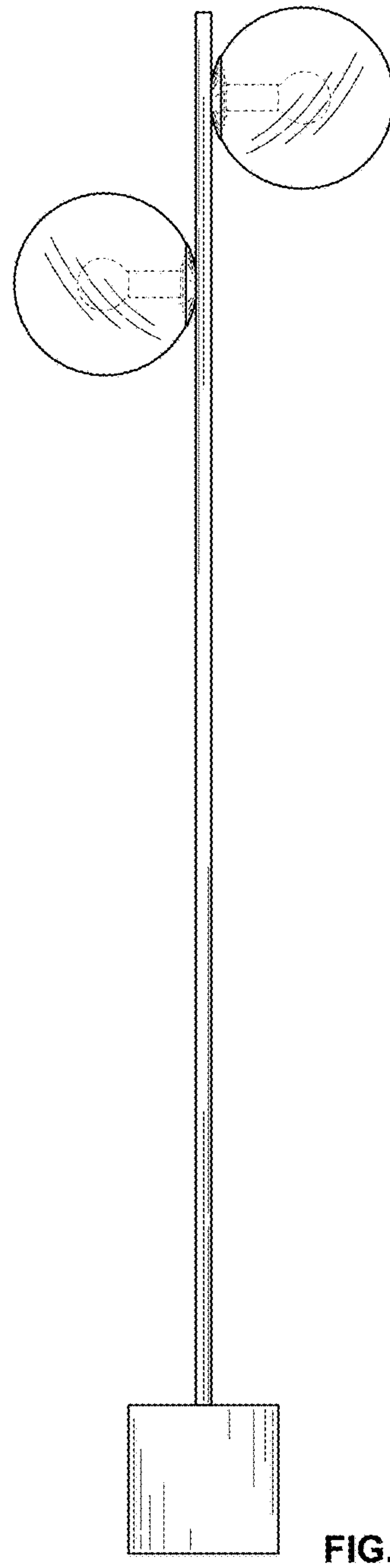
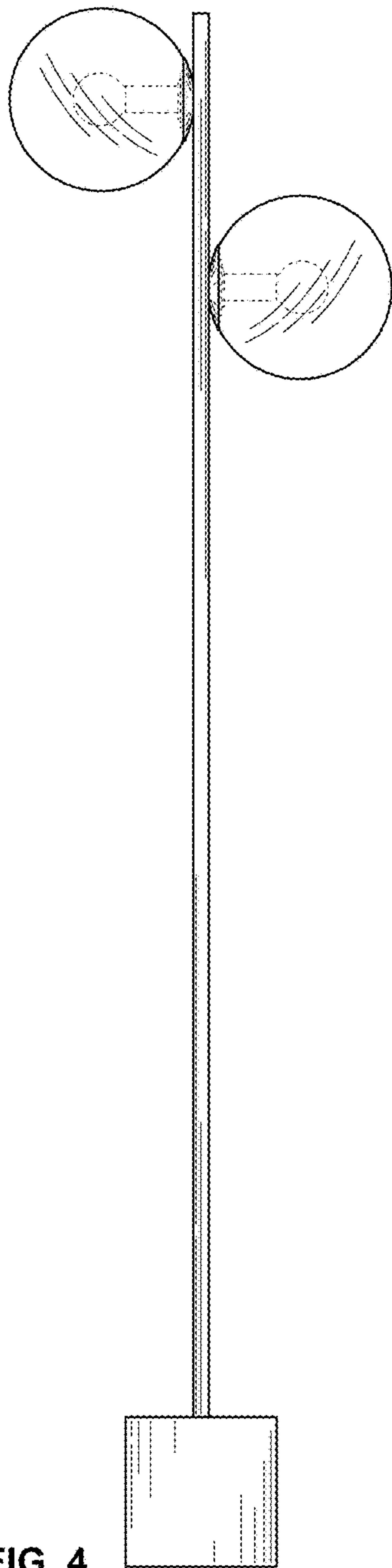


FIG. 3



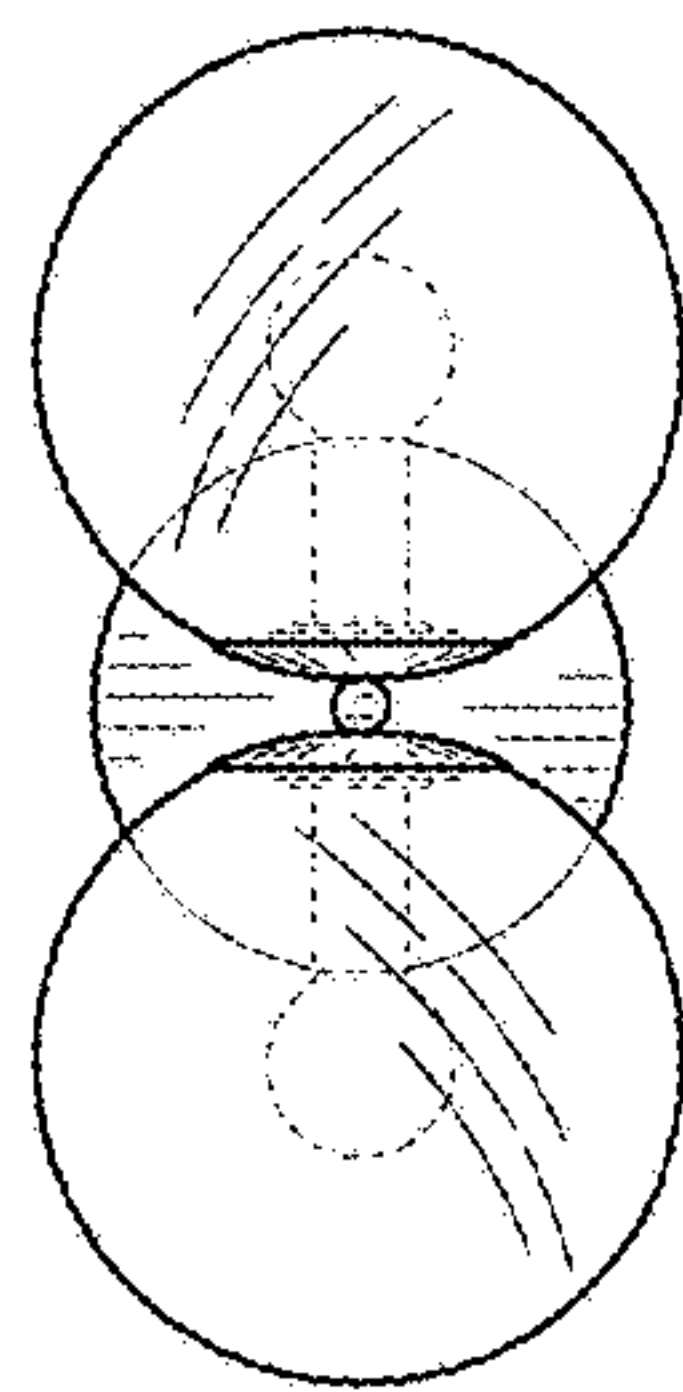


FIG. 6

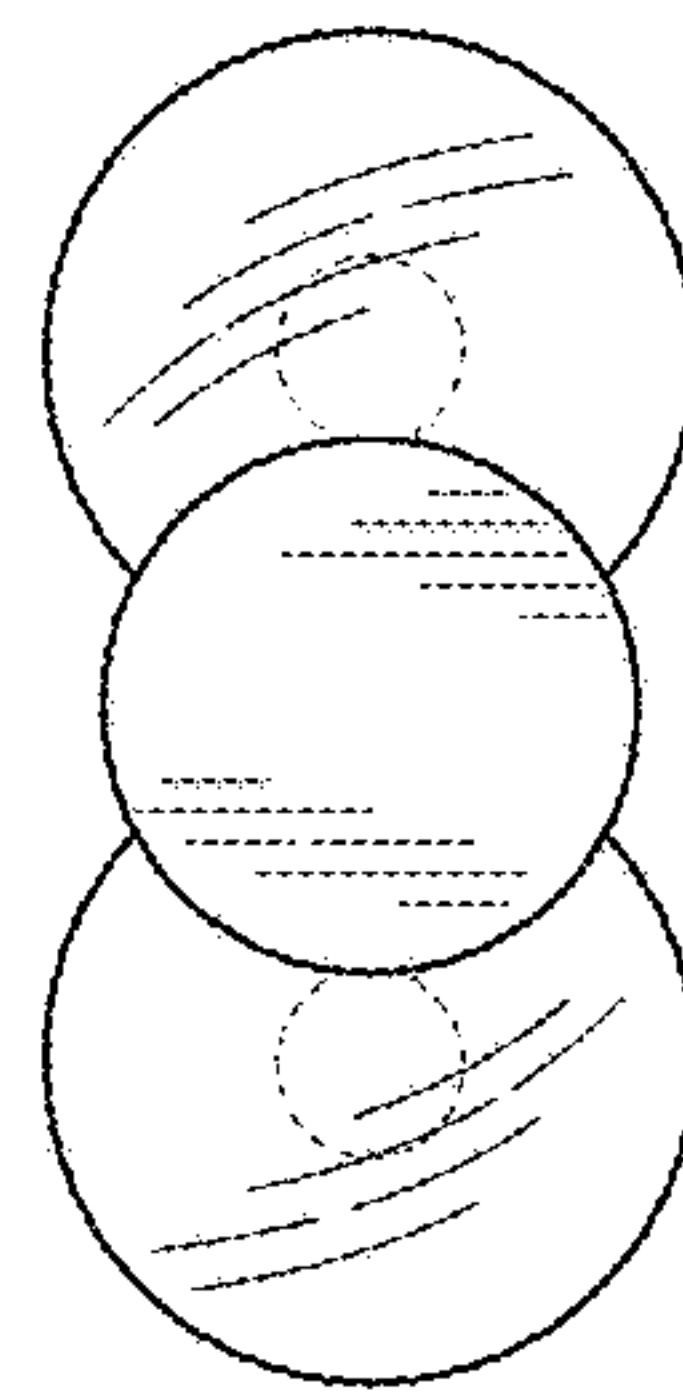


FIG. 7