



US00D836797S

(12) **United States Design Patent** (10) **Patent No.:** **US D836,797 S**
Evans et al. (45) **Date of Patent:** **** Dec. 25, 2018**

(54) **MEDICAL CONTAINER NEST**

FOREIGN PATENT DOCUMENTS

(71) Applicant: **West Pharmaceutical Services, Inc.**,
Exton, PA (US)

DE 102008046378 A1 3/2010
FR 2899482 A1 10/2007

(Continued)

(72) Inventors: **Christopher Evans**, Long Valley, NJ
(US); **Brian Costello**, Whitehouse
Station, NJ (US); **Raymond**
Protasiewicz, Whippany, NJ (US);
Christopher Gieda, Long Valley, NJ
(US)

OTHER PUBLICATIONS

Int'l Search Report issued May 9, 2017 in Int'l Application No.
PCT/US2017/015421.

(Continued)

(73) Assignee: **West Pharmaceutical Services, Inc.**,
Exton, PA (US)

Primary Examiner — Anhdao Doan

Assistant Examiner — Mary Shannon Malley

(74) *Attorney, Agent, or Firm* — Panitch Schwarze
Belisario & Nadel LLP

(**) Term: **15 Years**

(21) Appl. No.: **29/599,492**

(57) **CLAIM**

The ornamental design for a medical container nest, as
shown and described.

(22) Filed: **Apr. 4, 2017**

(51) **LOC (11) Cl.** **24-01**

(52) **U.S. Cl.**

USPC **D24/229**

(58) **Field of Classification Search**

USPC D24/107, 216, 224–232

CPC .. B01L 9/54; B01L 9/523; B01L 9/527; B01L

9/543; B01L 9/547; B01L 3/5085; B01L

3/5027; G01N 35/1002; G01N 35/02

See application file for complete search history.

DESCRIPTION

FIG. 1 is a front and right side perspective view of my
design;

FIG. 2 is a front elevational view thereof;

FIG. 3 is a rear elevational view thereof;

FIG. 4 is a left side elevational view thereof;

FIG. 5 is a right side elevational view thereof;

FIG. 6 is a top plan view thereof;

FIG. 7 is a bottom plan elevational view thereof; and,

FIG. 8 is an enlarged, partial front and right side perspective
view thereof.

The broken lines in the figures show portions of the medical
container nest that form no part of the claimed design.

The medical container nest is shown with one or more
symbolic breaks in length. The appearance of any portion of
the article between the break lines forms no part of the
claimed design.

(56) **References Cited**

U.S. PATENT DOCUMENTS

D302,207 S 7/1989 Matkovich

D332,664 S * 1/1993 Sincock D24/130

D359,126 S 6/1995 Hovatter

5,685,438 A 11/1997 Emanuel et al.

5,962,250 A * 10/1999 Gavin B01L 3/5025

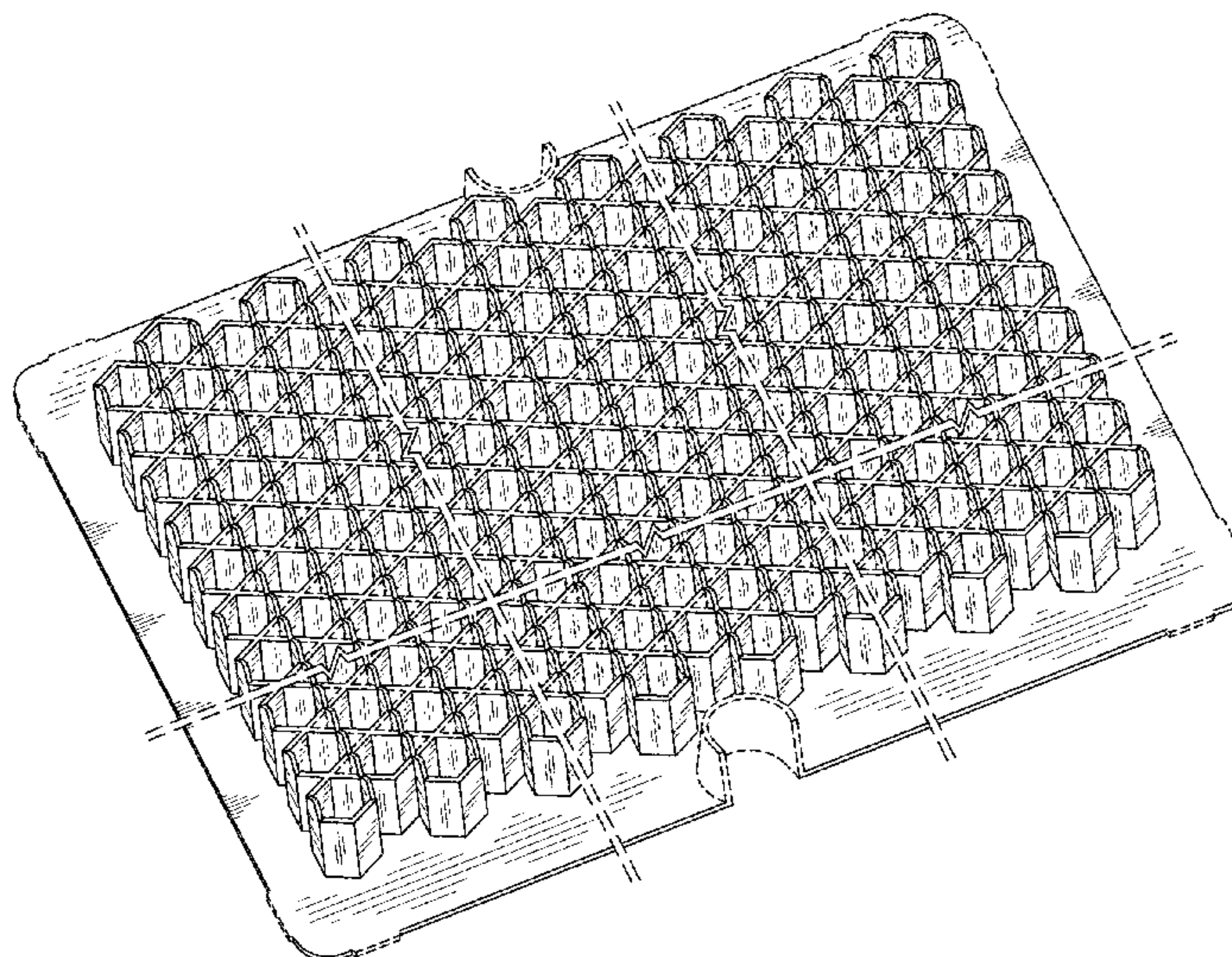
422/552

D454,202 S 3/2002 Pham et al.

D533,948 S 12/2006 Schaub et al.

(Continued)

1 Claim, 6 Drawing Sheets



(56)

References Cited

U.S. PATENT DOCUMENTS

D645,156 S * 9/2011 Reitze D24/227
 8,100,263 B2 * 1/2012 Vanderbush A61M 5/002
 206/366
 8,196,741 B2 * 6/2012 Finke A61M 5/008
 206/366
 8,286,791 B2 10/2012 Finke
 D673,296 S * 12/2012 Fry D24/227
 8,360,238 B2 * 1/2013 Nicoletti B65D 5/503
 206/443
 8,430,251 B2 * 4/2013 Fry B01L 3/50855
 211/85.18
 D687,568 S 8/2013 Nakaji et al.
 8,939,288 B2 1/2015 Gagnieux et al.
 D732,187 S 6/2015 Houkal et al.
 9,403,619 B2 * 8/2016 Deutschle B65D 25/108
 D768,873 S 10/2016 Stedman et al.
 D787,702 S * 5/2017 Kawamura D24/227
 D804,052 S * 11/2017 Dadachanji D24/230
 2002/0170867 A1 * 11/2002 Liu B01L 9/06
 211/74
 2013/0313143 A1 11/2013 Finke et al.
 2014/0027333 A1 1/2014 Pawlowski et al.
 2015/0041349 A1 2/2015 Liversidge
 2015/0089830 A1 4/2015 Wissner et al.

2015/0114871 A1 * 4/2015 Fitzpatrick B01L 9/06
 206/508
 2015/0122693 A1 5/2015 Deutschle et al.
 2016/0121042 A1 5/2016 Christensen
 2016/0332165 A1 11/2016 Gunther

FOREIGN PATENT DOCUMENTS

WO 2008067467 A2 6/2008
 WO 2010086128 A1 8/2010

OTHER PUBLICATIONS

Office Action dated Mar. 29, 2018 in U.S. Appl. No. 29/599,490.
 Office Action dated Apr. 6, 2018 in U.S. Appl. No. 29/599,488.
 Written Opinion dated Jan. 17, 2018 in Int'l App. No. PCT/US17/
 15421.
 Office Action dated Feb. 27, 2018 in Japanese Design Application
 No. 2017-022003.
 Office Action dated Feb. 27, 2018 in Japanese Design Application
 No. 2017-022004.
 Office Action dated Feb. 27, 2018 in Japanese Design Application
 No. 2017-022005.
 Office Action dated Feb. 27, 2018 in Japanese Design Application
 No. 2017-022006.
 Office Action dated Mar. 22, 2018 in U.S. Appl. No. 29/599,487.

* cited by examiner

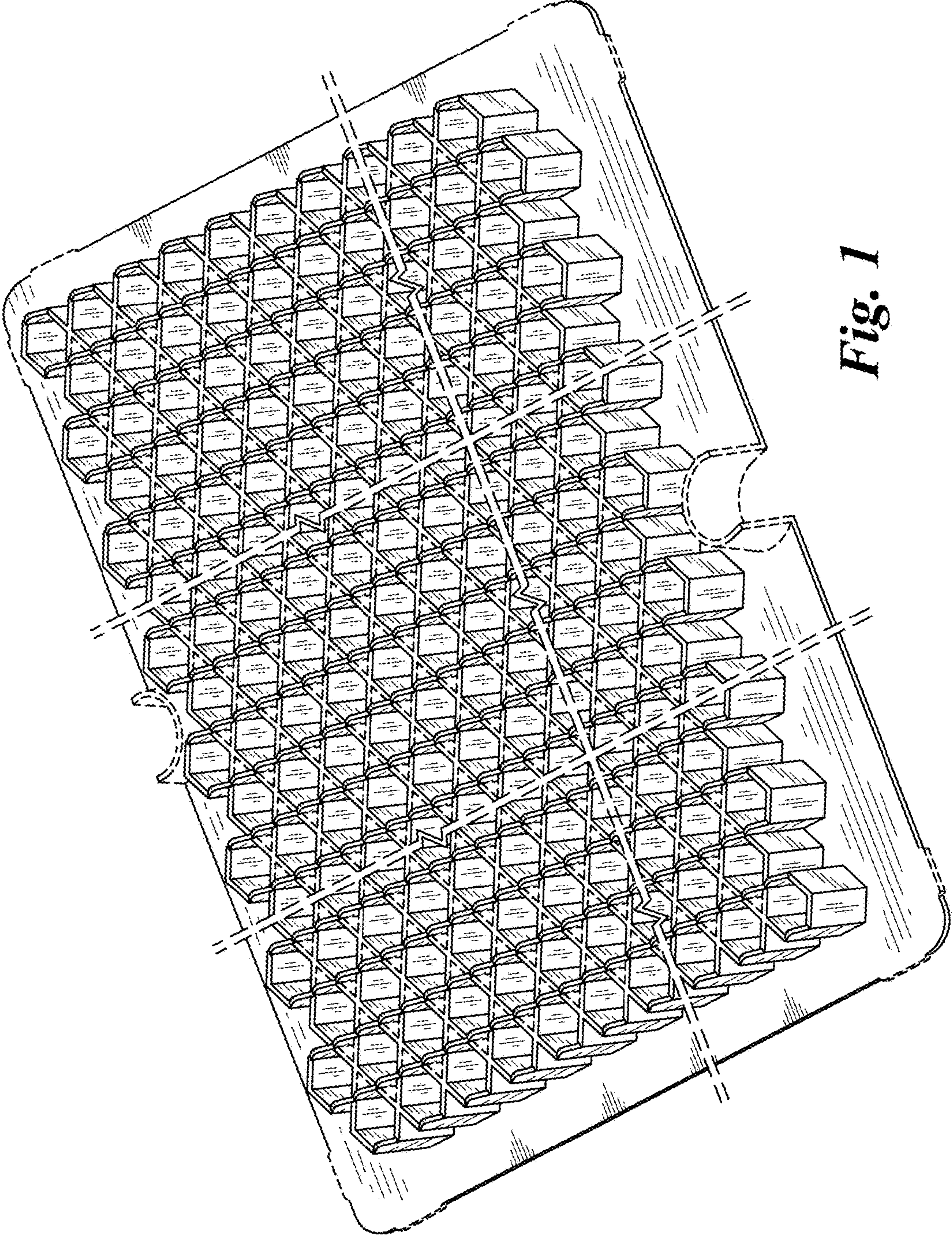


Fig. 1

Fig. 2

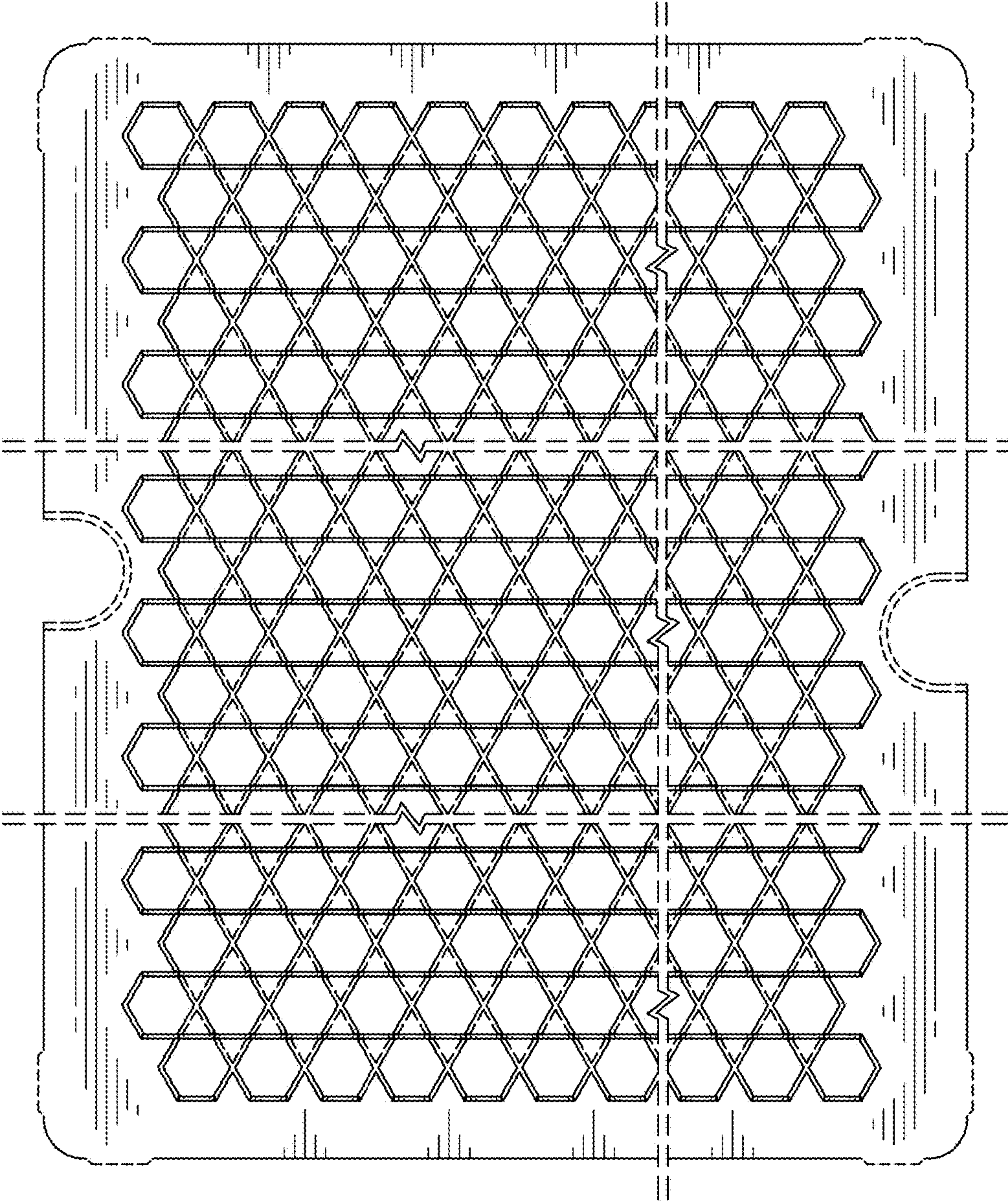
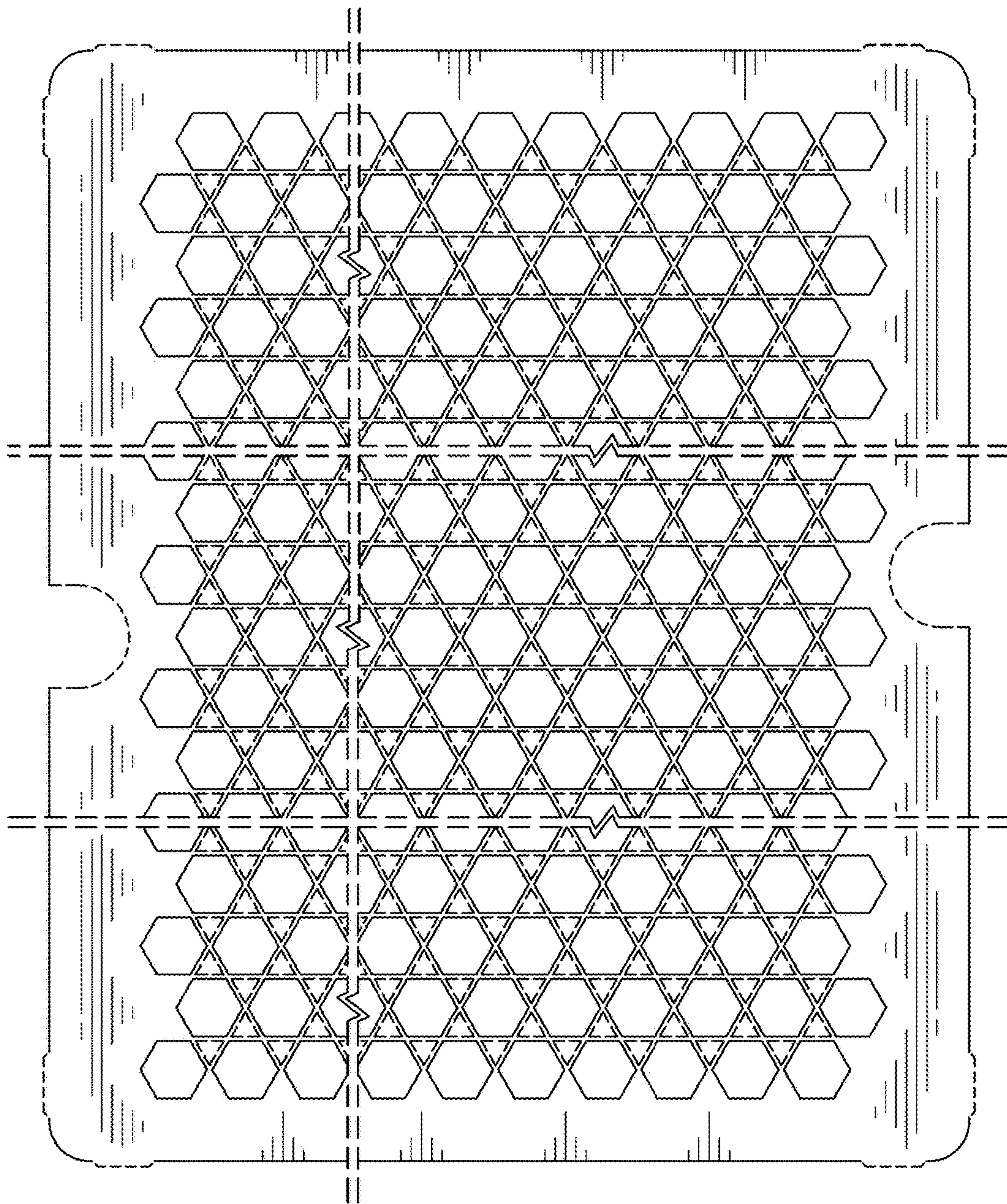


Fig. 3



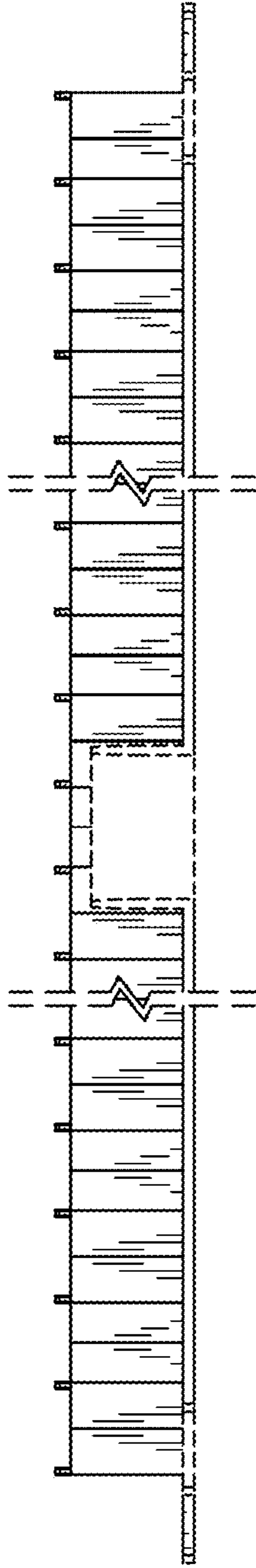


Fig. 4

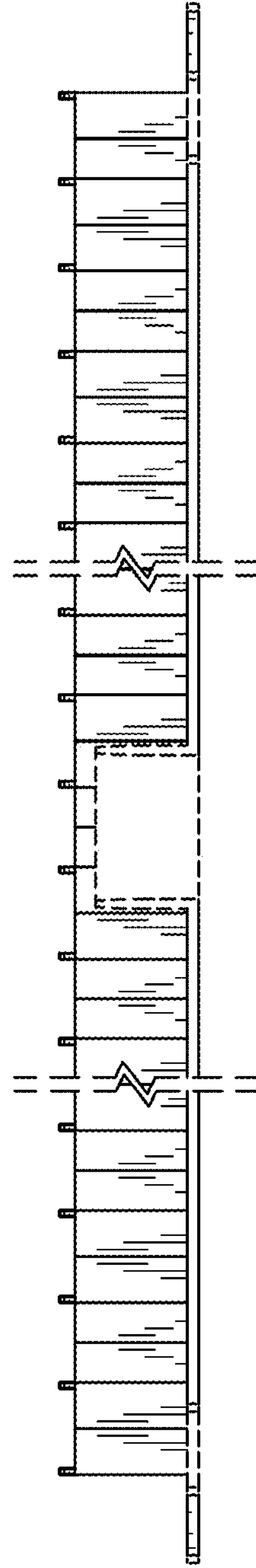


Fig. 5

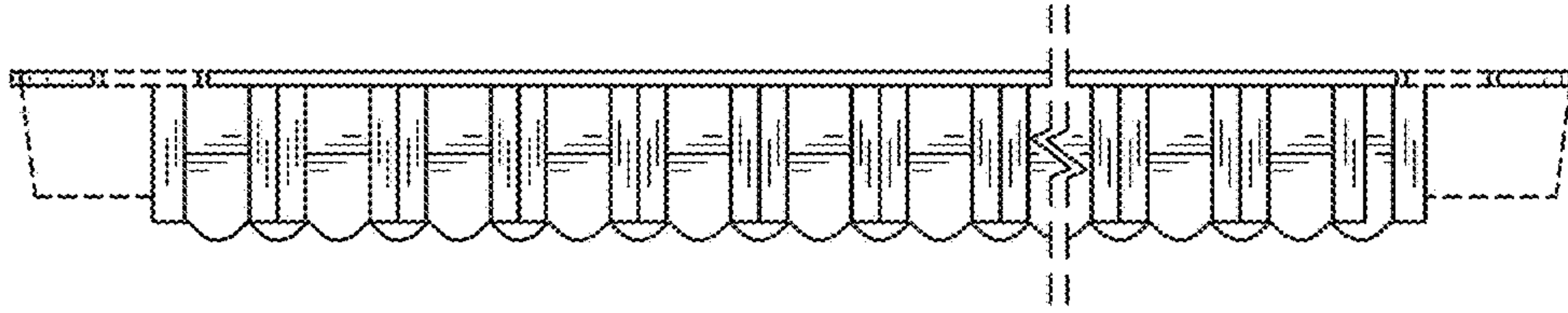
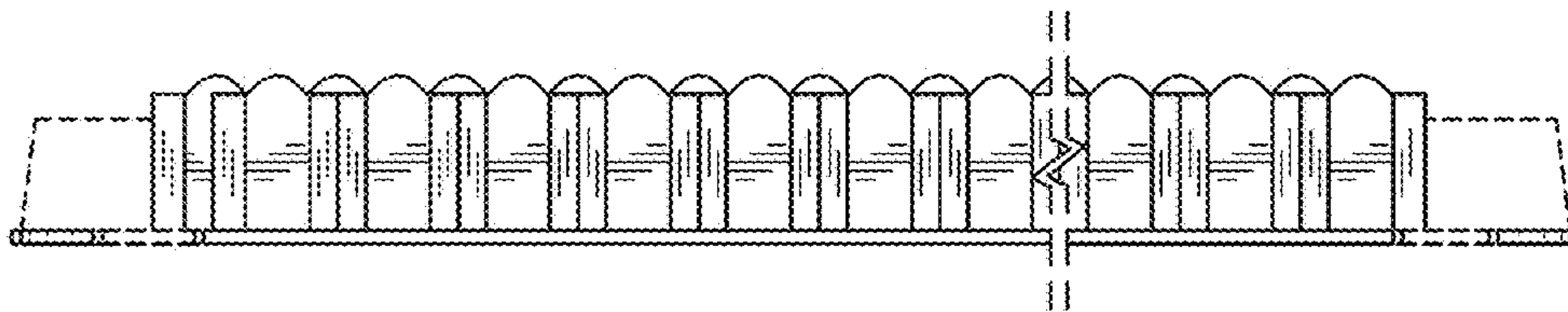


Fig. 7

Fig. 6



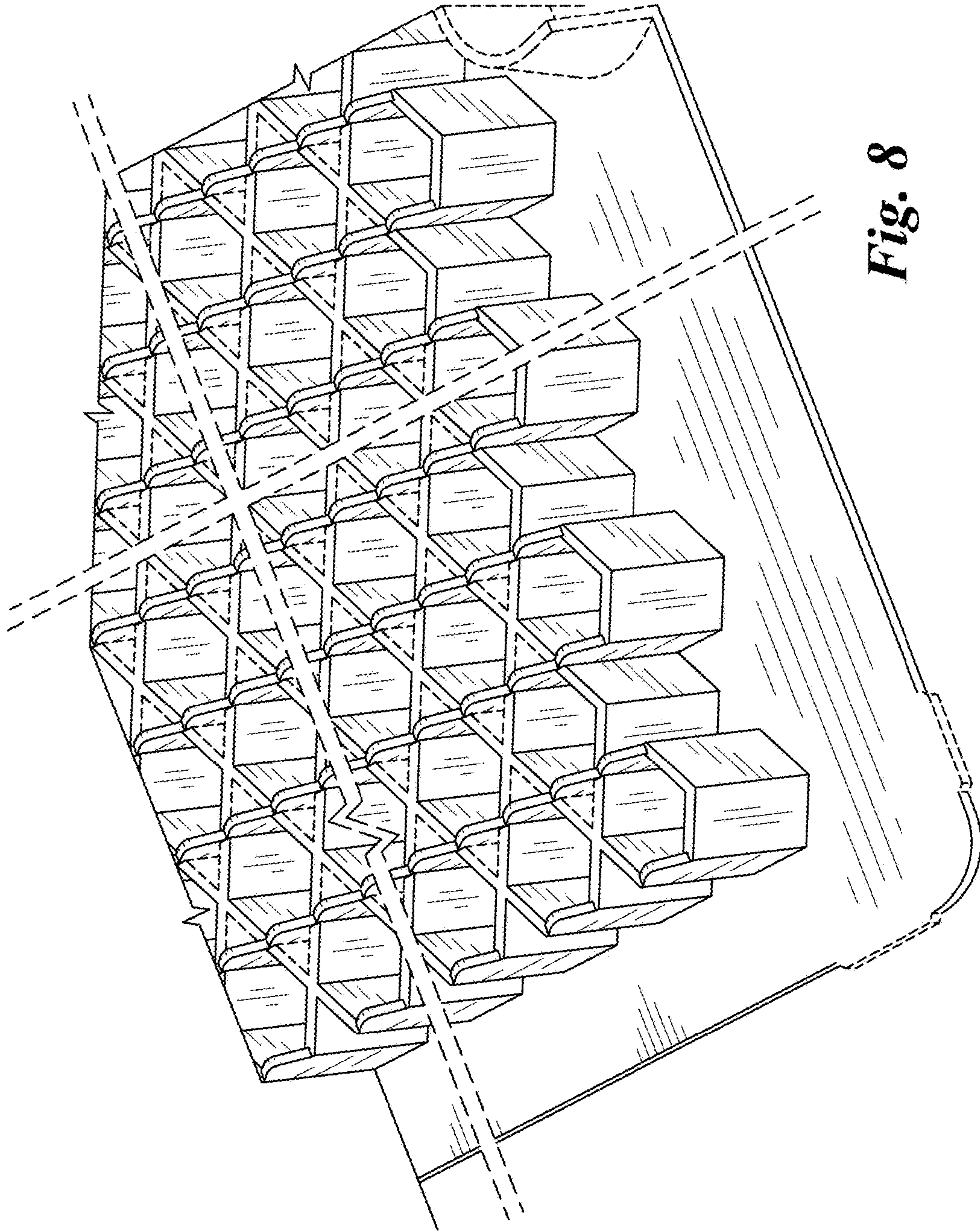


Fig. 8